**GREE ELECTRIC APPLIANCES, INC. OF ZHUHAI**

Add: West Jinji Rd, Qianshan, Zhuhai, Guangdong, China 519070
Tel: (+86-756) 852 2218 Fax: (+86-756) 866 9426
Email: gree@cn.gree.com Http://www.gree.com

**HONG KONG GREE ELECTRIC APPLIANCES SALES LIMITED**

Add: Unit 2612, 26/F, Mira Place Tower A, 132 Nathan Road, Tsimshatsui, Kowloon, Hong Kong
Tel: (852) 3165 8898 Fax: (852) 3165 1029


**Note:**
Gree is committed to continuously improving its products to ensure the highest quality and realiability standards, and to meet local regulations and market requirements.

All features and specifications are subject to change without prior notice.

All images provided in this catalogue are used for illustration purposes only.


**GC-2010-07**

Distributor information

# T1 50Hz
# R410A/R134A/R32

# ABOUT GREE

Gree Electric Appliances, Inc. of Zhuhai was founded in 1991 and was listed on the Shenzhen Stock Exchange in November 1996. At the beginning, Gree was only a company that assembled residential air conditioners. Now it has grown into a diversified global technological industrial group that has expanded its business to air conditioners, home appliances, high-end equipment and communication equipment under three brand names: GREE, KINGHOME and TOSOT. Gree is the number one brand of air conditioners in the world in 2019*.

2005: Gree has topped No.1 in production and sales volume of residential air conditioners for 14 consecutive years.
2015: Gree's sales revenue exceeded 15.08 billion USD.
2016: Gree's sales revenue exceeded 16.51 billion USD.
2017: Gree's sales revenue exceeded 22.21 billion USD.
2018: Gree entered into the list of Forbes Global 2000 again and ranked No. 294, moving up 70 places compared with the previous year. Gree's sales revenue exceeded 30.23 billion USD.
2019: Gree entered into Fortune Global 500. Gree' s return on equity（ROE）ranked the first among the 129 Chinese enterprises on the list.
2020: Gree has ranked the 436th on the list of Fortune Global 500.

Thanks to 400 million users' choices, Gree brands are sold widely to more than 160 countries and regions.
Action makes the future and innovation makes achievement. Looking forward, Gree will press ahead with its business philosophy of passion, innovation and realization. We aim to build a centenary air conditioning enterprise and create a better life for humankind..

*Gree is the number one brand of air conditioners in the world in 2019
Footnote:“Source Euromonitor International Limited; Consumer appliances 2020ed; retail volume sales in units, 2019 data.”

# CONTENTS

## SOME PARTS

**Golden fin condenser**
The anti-corrosion performance of golden fins is 3 times better than ordinary fins.

**Inner groove copper**
Special thickened inner groove copper tube enhances heat exchanging performance.

**Built-in drain pump**
The drain pump can pump the condensation to a high level. It facilitates condensation draining from the indoor unit and makes the installation of indoor unit easier.

**Washable filter**
Filters are easy to dismantle and install. You can use dirt collector or water to clear away the dust.

**Quality motor**
Quality motor enables stable operation and low noise.

**Auxiliary electric heater**
Auxiliary heater greatly improves heating capacity and saves energy.

**Slave and master wired controller**
One indoor unit can be connected with two wired controllers to realize controlling of the same indoor unit from different control points.

**Long connection pipe design**
The total length of connection pipe reaches 1000m, which greatly improves the project flexibility of the unit.

## COMFORTABLE & HEALTHY

**Vertical swing**
Air discharge flaps can move automatically and vertically for efficient air and temperature distribution throughout the room.

**Horizontal swing**
Air discharge louver can move automatically and horizontally for efficient air and temperature distribution throughout the room.

**Anti-cold function**
The indoor unit will not blow in winter if the air is not warm enough.

**Turbo function**
To run with strong power and make you feel comfortable(cool or warm) quickly.

**Fresh air supply ventilation**
The unit can introduce a certain percentage of fresh air to satisfy the fresh air requirement.

**Comfortable sleeping mode**
The setting temperature and the indoor noise can be adjusted to a more comfortable level when you set the “sleeping mode”.

**Quiet function**
Unit is ensured to operate with the lowest noise by ultra-low fan speed and auto adjustment according to system parameter.

## HIGH EFFICIENCY & ENERGY SAVING

**High efficiency**
The air conditioner is designed to high energy efficiency and to realize power saving.

**Intelligent defrosting**
It performs defrosting intelligently when necessary, thus improving heating efficiency and saving energy.

**Energy saving function**
When this function is activated, the temperature setting is only in limited range, so as to save energy.

**All DC inverter technology**
All motors adopt DC inverter technology, which greatly improves energy efficiency.

## CONVENIENCE

**Memory function**
The unit is able to remember the operation status before power failure and automatically return to that operation status once the power is restored.

**Compact design**
The unit is designed with smaller dimension, which is easy to install and transport for saving cost.

**Easier maintainability**
The unit is designed to be easier for maintenance and component replacement.

**Auto addressing technology**
The new generation of indoor unit applies auto addressing technology, which greatly reduces project debugging time and error rate.

## RELIABILITY

**Auto clean**
After turning off the unit, the indoor fan will keep running at low speed for a moment to dry the inner components and parts, in order to prevent mildew and keep users healthy.

**Self-diagnosis**
Malfunction codes are shown on the display panel for fast and easy maintenance when any problem occurs.

**Low voltage startup**
The unit is able to safely start when voltage is below standard.

**Low temperature heating**
The unit is able to start and operate in normal when the ambient temperature is lower than -20 ℃ and heating capacity remains still.

**Modular operating**
Several units can operate together as modules, so that capacity output control is more precise, and also higher reliability.

**Comprehensive protection**
The unit is designed with various of protection functions to ensure the reliability.

## VERSATILITY

**High ESP**
The external static pressure range is higher, which ensures longer delivery distance for air to provide powerful cooling.

**Wide voltage range**
The unit can operate in a wide range of voltage, greatly reducing the impact of voltage fluctuation.

**Wide operation range**
The unit can operate in wide range, greatly reducing the ambient temperature limitation.

**Multi fan speed**
The fan can operate with multi speeds and satisfy different air flow volume requirement.

**Modular structure**
High efficiency compressor presents reliable performance.

## CONTROLLER

**24 hour timer**
The unit can be set to turn on or turn off at anytime in a day.(The timing interval is 5-minute.)

**Weekly timer**
The unit can be set to start heating or cooling anytime on a daily or weekly basis.

**℃/℉ switch**
Under off status, press MODE and “-” buttons simultaneity to switch ℃/℉.

**Clock display**
Time is shown on the remote controller .

**Child lock**
It avoids child’s wrong operation on the remote controller.

**Key-card control**
The Key-card control function is specially designed for the hotel rooms. By removing the key-card, the air conditioner can be automatically switched to stand-by status.

**Centralized control**
Turn on, turn off and regulate the from a distance.

**Long-distance monitoring**
Long-distance monitoring enables the unit to be controlled and monitored from a long distance.

**Shield function**
Remote control the indoor unit and shield the functions of wired controller, such as ON/OFF, temp or mode setting, energy-saving function, etc.

**Human engineering operation**
Adopts the technologies of auto addressing, non-polar communication and auto debugging, which improves the project efficiency.

**Floor heating debugging**

# LIGHT COMMERCIAL AC

## U-match

--Fixed Frequency Series (Cooling Only)

--Fixed Frequency Series (Heat Pump)

--Inverter Series (Heat Pump)

## Big Duct Type Unit

--High Capacity Series

--Cooling Only

# U-Match

R410A

## Fixed Frequency Series (Cooling Only)

It is a kind of split system that the outdoor unit can be connected to various indoor units (duct, fireproof high static pressure duct, cassette or floor ceiling type) with its cooling capacity from 5kW to 16kW.


》 Design of double ambient temperature sensors makes precision temperature monitoring.

》 With low ambient temperature cooling function, cooling is normal in 5℃.

》 The outdoor unit is universal and can be matched with duct type, fireproof high static pressure duct, cassette and floor ceiling.

》 The unit is compact. It weights less than 96kg, which is easy to install and transport.

》 All the series adopt single air duct design, the highest height is only 820mm.

》 Multiple functions for selection; WIFI module or WIFI wired controller can be selected to realize long distance control via mobile APP, and gate control, building control, centralized control, dry contact gateway and related functions are optional.

## Indoor Unit

CE

### Duct type

》 Ultra-thin structural design, the thinnest position is 200mm.
》 Air supply outlet and air return outlet can be interchanged for convenient installation.
》 Optional water pump, maximum delivery lift is 1 meter.
》 Reserved fresh air outlet, which can realized 11 fresh air modes setting via dry contact gateway.

### Fireproof high static pressure duct type

》 Adopt steel fan fireproof design, satisfying fireproof requirements of Hong Kong.
》 With high-efficiency DC fan design, 9 static pressure modes for selection, the maximum static pressure can be up to 200Pa, meeting different static pressure demands in engineering project.
》 With water pump drain function, the highest delivery lift is 1 meter.

### Floor ceiling type

》 With double air louvers structural design, meeting 3D air supply effect.
》 Both floor standing installation and ceiling installation methods can be selected.
》 There are 3 types of pipe-out leading ways for selection.
》 Pipe joints and electric box are designed at the unit side for convenient installation and maintenance.

### Cassette type

》 Standard fitting of 360° cassette type unit panel, optional independent swing function.
》 Adopt fireproof electric box structural design, meeting the requirement of salt water burning experiment.
》 With high-efficiency DC water pump, the highest delivery lift can be up to 1 meter.

| Item | Nominal operating condition (temperature) | | | | Operation range (temperature) |
|---|---|---|---|---|---|
| | Outdoor condition | | Indoor condition | | Outdoor condition |
| | DB (℃) | WB (℃) | DB (℃) | WB (℃) | DB (℃) |
| Cooling | 35 | 24 | 27 | 19 | 5~48 |

## Units Lineup

| Capacity index | | 50 | 71 | 100 |
|---|---|---|---|---|
| Outdoor unit | |  |  |  |
| Indoor unit | Duct |  |  |  |
| | High ESP duct |  |  |  |
| | Cassette |  |  |  |
| | Floor ceiling |  |  |  |

| Capacity index | | 125 | 140 | 160 |
|---|---|---|---|---|
| Outdoor unit | |  |  |  |
| Indoor unit | Duct |  |  |  |
| | High ESP duct |  |  |  |
| | Cassette |  |  |  |
| | Floor ceiling |  |  |  |

# Specifications

| Model | Outdoor unit | | | GUL50W/A-K | | | | |
|---|---|---|---|---|---|---|---|---|
| | Indoor unit | | | Duct | Duct with water pump | High ESP duct | Cassette | Floor ceiling |
| | | | | GU50P/A-K | GU50PS/A-K | GUD50PHS/A-K | GUD50T/A-K | GU50ZD/A-K |
| Capacity | Cooling | | kW | 5 | 5 | 5 | 4.9 | 5 |
| | | | Btu/h | 17100 | 17100 | 17100 | 16700 | 17100 |
| EER | | | W | 3.13 | 3.13 | 3.13 | 3.06 | 3.03 |
| Power supply | | | V/Ph/Hz | 220-240V ~50Hz | | | | |
| Power input | Cooling | | kW | 1.60 | 1.60 | 1.60 | 1.60 | 1.65 |
| Current input | Cooling | | A | 7.5 | 7.5 | 7.5 | 7.5 | 7.7 |
| Refrigerant charge volume | | | kg | 0.9 | 0.9 | 0.9 | 0.9 | 0.9 |
| Indoor unit | Air flow volume | | CFM | 383 | 383 | 530 | 412 | 412 |
| | | | m³/h | 650 | 650 | 900 | 700 | 700 |
| | ESP | Rated | Pa | 25 | 25 | 25 | 0 | 0 |
| | | Range | Pa | 0-60 | 0-60 | 0-100 | 0 | 0 |
| | Sound pressure level (SH/H/M/L) | | dB(A) | 33/30/27/25 | 33/30/27/25 | 41/37/33/31 | 44/43/38/35 | 41/40/37/33 |
| | Dimension (W×D×H) | Outline | mm | 1000×450×200 | 1000×450×200 | 700×700×300 | 570×570×265 | 870×665×235 |
| | | Package | mm | 1308×568×275 | 1308×568×275 | 897×808×360 | 698×653×295 | 1033×770×300 |
| | Net weight/Gross weight | | kg | 24.0/29.0 | 25.0/30.0 | 32.0/37.0 | 17.0/21.0 | 25.0/30.0 |
| Panel | Dimension (W×D×H) | Outline | mm | - | - | - | 620×620×47.5 | - |
| | | Package | mm | - | - | - | 701×701×125 | - |
| | Net weight/Gross weight | | kg | - | - | - | 3/4.5 | - |
| Outdoor unit | Dimension (W×D×H) | Outline | mm | 761×256×548 | 761×256×548 | 761×256×548 | 761×256×548 | 761×256×548 |
| | | Package | mm | 881×363×595 | 881×363×595 | 881×363×595 | 881×363×595 | 881×363×595 |
| | Net weight/Gross weight | | kg | 37.0/39.5 | 37.0/39.5 | 37.0/39.5 | 37.0/39.5 | 37.0/39.5 |
| Connection pipe | Outdoor diameter | Liquid | inch(mm) | Φ1/4(6.35) | | | | |
| | | Gas | inch(mm) | Φ1/2(12.7) | | | | |
| | Max. distance | Height | m | 15 | 15 | 15 | 15 | 15 |
| | | Length | m | 30 | 30 | 30 | 30 | 30 |
| Loading quantity | | 40'GP/40'HQ | set | 149/171 | 149/171 | 126/140 | 136/162 | 140/160 |

| Model | Outdoor unit | | | GUL100W/A-M | | | | |
|---|---|---|---|---|---|---|---|---|
| | Indoor unit | | | Duct | Duct with water pump | High ESP duct | Cassette | Floor ceiling |
| | | | | GU100PH/A-K | GU100PHS/A-K | GUD100PHS/A-K | GU100T/A-K | GU100ZD/A-K |
| Capacity | Cooling | | kW | 10.30 | 10.30 | 10.50 | 10.30 | 10.30 |
| | | | Btu/h | 35100 | 35100 | 35800 | 35100 | 35100 |
| EER | | | W | 2.94 | 2.94 | 3.00 | 2.94 | 2.94 |
| Power supply | | | V/Ph/Hz | 380-415V 3N~ 50Hz | | | | |
| Power input | Cooling | | kW | 3.5 | 3.5 | 3.5 | 3.5 | 3.5 |
| Current input | Cooling | | A | 7.0 | 7.0 | 6.9 | 7.0 | 7.0 |
| Refrigerant charge volume | | | kg | 2.2 | 2.2 | 2.2 | 2.2 | 2.2 |
| Indoor unit | Air flow volume | | CFM | 971 | 971 | 1059 | 942 | 1000 |
| | | | m³/h | 1650 | 1650 | 1800 | 1600 | 1700 |
| | ESP | Rated | Pa | 37 | 37 | 37 | 0 | 0 |
| | | Range | Pa | 0-100 | 0-100 | 0-150 | 0 | 0 |
| | Sound pressure level (SH/H/M/L) | | dB(A) | 44/42/38/35 | 44/42/38/35 | 44/41/38/36 | 52/50/48/45 | 51/50/49/48 |
| | Dimension (W×D×H) | Outline | mm | 1000×700×300 | 1000×700×300 | 1000×700×300 | 840×840×240 | 1200×665×235 |
| | | Package | mm | 1205×813×360 | 1205×813×360 | 1205×813×360 | 933×903×272 | 1363×770×300 |
| | Net weight/Gross weight | | kg | 40.0/46.0 | 41.0/47.0 | 42.0/48.0 | 30.0/37.0 | 36.0/42.0 |
| Panel | Dimension (W×D×H) | Outline | mm | - | - | - | 950×950×52 | - |
| | | Package | mm | - | - | - | 1033×1038×112 | - |
| | Net weight/Gross weight | | kg | - | - | - | 6/9.5 | - |
| Outdoor unit | Dimension (W×D×H) | Outline | mm | 920×370×790 | 920×370×790 | 920×370×790 | 920×370×790 | 920×370×790 |
| | | Package | mm | 1083×488×875 | 1083×488×875 | 1083×488×875 | 1083×488×875 | 1083×488×875 |
| | Net weight/Gross weight | | kg | 68.0/73.0 | 68.0/73.0 | 68.0/73.0 | 68.0/73.0 | 68.0/73.0 |
| Connection pipe | Outdoor diameter | Liquid | inch(mm) | Φ3/8(9.52) | | | | |
| | | Gas | inch(mm) | Φ5/8(15.9) | | | | |
| | Max. distance | Height | m | 20 | 20 | 20 | 20 | 20 |
| | | Length | m | 30 | 30 | 30 | 30 | 30 |
| Loading quantity | | 40'GP/40'HQ | set | 68/79 | 68/79 | 68/79 | 62/67 | 75/87 |

| Model | Outdoor unit | | | GUL71W/A-K | | | | |
|---|---|---|---|---|---|---|---|---|
| | Indoor unit | | | Duct | Duct with water pump | High ESP duct | Cassette | Floor ceiling |
| | | | | GU71P/A-K | GU71PS/A-K | GUD71PHS/A-K | GU71T/A-K | GU71ZD/A-K |
| Capacity | Cooling | | kW | 7.10 | 7.10 | 7.20 | 7.10 | 7.10 |
| | | | Btu/h | 24200 | 24200 | 24600 | 24200 | 24200 |
| EER | | | W | 3.02 | 3.02 | 3.00 | 3.02 | 2.96 |
| Power supply | | | V/Ph/Hz | 220-240V ~50Hz | | | | |
| Power input | Cooling | | kW | 2.35 | 2.35 | 2.40 | 2.35 | 2.40 |
| Current input | Cooling | | A | 10.7 | 10.7 | 10.9 | 10.7 | 10.9 |
| Refrigerant charge volume | | | kg | 1.5 | 1.5 | 1.5 | 1.5 | 1.5 |
| Indoor unit | Air flow volume | | CFM | 736 | 736 | 736 | 736 | 824 |
| | | | m³/h | 1250 | 1250 | 1250 | 1250 | 1400 |
| | ESP | Rated | Pa | 25 | 25 | 25 | 0 | 0 |
| | | Range | Pa | 0-80 | 0-80 | 0-100 | 0 | 0 |
| | Sound pressure level (SH/H/M/L) | | dB(A) | 40/37/33/31 | 40/37/33/31 | 48/46/44/41 | 46/45/42/39 | 47/46/44/41 |
| | Dimension (W×D×H) | Outline | mm | 1300×450×220 | 1300×450×220 | 700×700×300 | 840×840×240 | 1200×665×235 |
| | | Package | mm | 1628×578×300 | 1628×578×300 | 897×808×360 | 933×903×272 | 1363×770×300 |
| | Net weight/Gross weight | | kg | 31.0/37.0 | 32.0/38.0 | 33.0/38.0 | 30.0/37.0 | 33.0/39.0 |
| Panel | Dimension (W×D×H) | Outline | mm | - | - | - | 950×950×52 | - |
| | | Package | mm | - | - | - | 1033×1038×112 | - |
| | Net weight/Gross weight | | kg | - | - | - | 6/9.5 | - |
| Outdoor unit | Dimension (W×D×H) | Outline | mm | 892×340×698 | 892×340×698 | 892×340×698 | 892×340×698 | 892×340×698 |
| | | Package | mm | 1029×458×750 | 1029×458×750 | 1029×458×750 | 1029×458×750 | 1029×458×750 |
| | Net weight/Gross weight | | kg | 53.0/57.0 | 53.0/57.0 | 53.0/57.0 | 53.0/57.0 | 53.0/57.0 |
| Connection pipe | Outdoor diameter | Liquid | inch(mm) | Φ3/8(9.52) | | | | |
| | | Gas | inch(mm) | Φ5/8(15.9) | | | | |
| | Max. distance | Height | m | 15 | 15 | 15 | 15 | 15 |
| | | Length | m | 30 | 30 | 30 | 30 | 30 |
| Loading quantity | | 40'GP/40'HQ | set | 82/114 | 82/114 | 87/105 | 82/78 | 80/104 |

| Model | Outdoor unit | | | GUL125W/A-M | | | | |
|---|---|---|---|---|---|---|---|---|
| | Indoor unit | | | Duct | Duct with water pump | High ESP duct | Cassette | Floor ceiling |
| | | | | GU125PH/A-K | GU125PHS/A-K | GUD125PHS/A-K | GU125T/A-K | GU125ZD/A-K |
| Capacity | Cooling | | kW | 12.0 | 12.0 | 12.5 | 12.0 | 12.0 |
| | | | Btu/h | 40900 | 40900 | 42700 | 40900 | 40900 |
| EER | | | W | 2.82 | 2.82 | 2.94 | 2.89 | 2.93 |
| Power supply | | | V/Ph/Hz | 380-415V 3N~ 50Hz | | | | |
| Power input | Cooling | | kW | 4.25 | 4.25 | 4.25 | 4.15 | 4.10 |
| Current input | Cooling | | A | 9.0 | 9.0 | 9.0 | 8.8 | 8.7 |
| Refrigerant charge volume | | | kg | 2.55 | 2.55 | 2.55 | 2.55 | 2.55 |
| Indoor unit | Air flow volume | | CFM | 1000 | 1000 | 1177 | 942 | 1000 |
| | | | m³/h | 1700 | 1700 | 2000 | 1600 | 1700 |
| | ESP | Rated | Pa | 37 | 37 | 37 | 0 | 0 |
| | | Range | Pa | 0-100 | 0-100 | 0-150 | 0 | 0 |
| | Sound pressure level (SH/H/M/L) | | dB(A) | 44/41/38/35 | 44/41/38/35 | 46/44/41/40 | 52/50/49/47 | 51/50/49/48 |
| | Dimension (W×D×H) | Outline | mm | 1000×700×300 | 1000×700×300 | 1000×700×300 | 840×840×240 | 1200×665×235 |
| | | Package | mm | 1205×813×360 | 1205×813×360 | 1205×813×360 | 933×903×272 | 1363×770×300 |
| | Net weight/Gross weight | | kg | 41.0/47.0 | 42.0/48.0 | 43.0/49.0 | 33.0/40.0 | 37.0/43.0 |
| Panel | Dimension (W×D×H) | Outline | mm | - | - | - | 950×950×52 | - |
| | | Package | mm | - | - | - | 1033×1038×112 | - |
| | Net weight/Gross weight | | kg | - | - | - | 6/9.5 | - |
| Outdoor unit | Dimension (W×D×H) | Outline | mm | 940×460×820 | 940×460×820 | 940×460×820 | 940×460×820 | 940×460×820 |
| | | Package | mm | 1083×573×973 | 1083×573×973 | 1083×573×973 | 1083×573×973 | 1083×573×973 |
| | Net weight/Gross weight | | kg | 93.0/103.0 | 93.0/103.0 | 93.0/103.0 | 93.0/103.0 | 93.0/103.0 |
| Connection pipe | Outdoor diameter | Liquid | inch(mm) | Φ3/8(9.52) | | | | |
| | | Gas | inch(mm) | Φ5/8(15.9) | | | | |
| | Max. distance | Height | m | 30 | 30 | 30 | 30 | 30 |
| | | Length | m | 50 | 50 | 50 | 50 | 50 |
| Loading quantity | | 40'GP/40'HQ | set | 57/65 | 57/65 | 57/65 | 52/62 | 57/70 |

| Model | Outdoor unit | | | GUL140W/A-M | | | | |
|---|---|---|---|---|---|---|---|---|
| | Indoor unit | | | Duct | Duct with water pump | High ESP duct | Cassette | Floor ceiling |
| | | | | GU140PH/A-K | GU140PHS/A-K | GUD140PHS/A-K | GU140T/A-K | GU140ZD/A-K |
| Capacity | Cooling | | kW | 14.10 | 14.10 | 14.10 | 14.10 | 14.10 |
| | | | Btu/h | 48100 | 48100 | 48100 | 48100 | 48100 |
| EER | | | W | 2.69 | 2.69 | 2.71 | 2.52 | 2.71 |
| Power supply | | | V/Ph/Hz | 380-415V 3N~ 50Hz | | | | |
| Power input | Cooling | | kW | 5.25 | 5.25 | 5.20 | 5.60 | 5.20 |
| Current input | Cooling | | A | 10.5 | 10.5 | 10.4 | 11.2 | 10.4 |
| Refrigerant charge volume | | | kg | 2.95 | 2.95 | 2.95 | 2.95 | 2.95 |
| Indoor unit | Air flow volume | | CFM | 1295 | 1295 | 1412 | 1177 | 1295 |
| | | | m³/h | 2200 | 2200 | 2400 | 2000 | 2200 |
| | ESP | Rated | Pa | 50 | 50 | 50 | 0 | 0 |
| | | Range | Pa | 0-150 | 0-150 | 0-200 | 0 | 0 |
| | Sound pressure level (SH/H/M/L) | | dB(A) | 45/44/41/37 | 45/44/41/37 | 48/44/42/41 | 54/51/47/45 | 54/53/52/51 |
| | Dimension (W×D×H) | Outline | mm | 1400×700×300 | 1400×700×300 | 1400×700×300 | 840×840×290 | 1570×665×235 |
| | | Package | mm | 1601×813×365 | 1601×813×365 | 1678×808×365 | 933×903×335 | 1729×770×300 |
| | Net weight/Gross weight | | kg | 52.0/59.0 | 53.0/60.0 | 58.0/65.0 | 34.0/41.0 | 43.0/50.0 |
| Panel | Dimension (W×D×H) | Outline | mm | - | - | - | 950×950×52 | - |
| | | Package | mm | - | - | - | 1033×1038×112 | - |
| | Net weight/Gross weight | | kg | - | - | - | 6/9.5 | - |
| Outdoor unit | Dimension (W×D×H) | Outline | mm | 940×460×820 | 940×460×820 | 940×460×820 | 940×460×820 | 940×460×820 |
| | | Package | mm | 1083×573×973 | 1083×573×973 | 1083×573×973 | 1083×573×973 | 1083×573×973 |
| | Net weight/Gross weight | | kg | 93.0/103.0 | 93.0/103.0 | 93.0/103.0 | 93.0/103.0 | 93.0/103.0 |
| Connection pipe | Outdoor diameter | Liquid | inch(mm) | Φ3/8(9.52) | | | | |
| | | Gas | inch(mm) | Φ5/8(15.9) | | | | |
| | Max. distance | Height | m | 30 | 30 | 30 | 30 | 30 |
| | | Length | m | 50 | 50 | 50 | 50 | 50 |
| Loading quantity | | 40'GP/40'HQ | set | 51/58 | 51/58 | 43/55 | 54/60 | 58/66 |

| Model | Outdoor unit | | | GUL160W/A-M | | | | |
|---|---|---|---|---|---|---|---|---|
| | Indoor unit | | | Duct | Duct with water pump | High ESP duct | Cassette | Floor ceiling |
| | | | | GU160PH/A-K | GU160PHS/A-K | GUD160PHS/A-K | GU160T/A-K | GU160ZD/A-K |
| Capacity | Cooling | | kW | 16 | 16 | 16 | 15 | 16 |
| | | | Btu/h | 54600 | 54600 | 54600 | 51200 | 54600 |
| EER | | | W | 2.99 | 2.99 | 3.02 | 2.88 | 3.02 |
| Power supply | | | V/Ph/Hz | 380-415V 3N~ 50Hz | | | | |
| Power input | Cooling | | kW | 5.35 | 5.35 | 5.30 | 5.20 | 5.30 |
| Current input | Cooling | | A | 10.6 | 10.6 | 10.5 | 10.3 | 10.5 |
| Refrigerant charge volume | | | kg | 3.1 | 3.1 | 3.1 | 3.1 | 3.1 |
| Indoor unit | Air flow volume | | CFM | 1530 | 1530 | 1707 | 1177 | 1471 |
| | | | m³/h | 2600 | 2600 | 2900 | 2000 | 2500 |
| | ESP | Rated | Pa | 50 | 50 | 50 | 0 | 0 |
| | | Range | Pa | 0-150 | 0-150 | 0-200 | 0 | 0 |
| | Sound pressure level (SH/H/M/L) | | dB(A) | 47/45/40/37 | 47/45/40/37 | 48/45/44/42 | 55/51/47/45 | 54/53/52/51 |
| | Dimension (W×D×H) | Outline | mm | 1400×700×300 | 1400×700×300 | 1400×700×300 | 840×840×290 | 1570×665×235 |
| | | Package | mm | 1601×813×365 | 1601×813×365 | 1678×808×365 | 933×903×335 | 1729×770×300 |
| | Net weight/Gross weight | | kg | 54.0/61.0 | 55.0/62.0 | 60.0/67.0 | 34.0/41.0 | 45.0/52.0 |
| Panel | Dimension (W×D×H) | Outline | mm | - | - | - | 950×950×52 | - |
| | | Package | mm | - | - | - | 1033×1038×112 | - |
| | Net weight/Gross weight | | kg | - | - | - | 6/9.5 | - |
| Outdoor unit | Dimension (W×D×H) | Outline | mm | 940×460×820 | 940×460×820 | 940×460×820 | 940×460×820 | 940×460×820 |
| | | Package | mm | 1083×573×973 | 1083×573×973 | 1083×573×973 | 1083×573×973 | 1083×573×973 |
| | Net weight/Gross weight | | kg | 95.0/105.0 | 95.0/105.0 | 95.0/105.0 | 95.0/105.0 | 95.0/105.0 |
| Connection pipe | Outdoor diameter | Liquid | inch(mm) | Φ3/8(9.52) | | | | |
| | | Gas | inch(mm) | Φ5/8(15.9) | | | | |
| | Max. distance | Height | m | 30 | 30 | 30 | 30 | 30 |
| | | Length | m | 50 | 50 | 50 | 50 | 50 |
| Loading quantity | | 40'GP/40'HQ | set | 51/58 | 51/58 | 43/55 | 54/60 | 58/66 |

## Control System Lineup

| Controlling system | Model | Outlook | Duct | Cassette | Floor ceiling |
|---|---|---|---|---|---|
| Wired controller | XK117 |  | ● | ○ | ○ |
| | XE70-13/G2 |  | ○ | ○ | ○ |
| | XE71-42/G |  | ○ | ○ | ○ |
| Wireless remote controller | YAW1F9*1 |  | ○ | ● | ● |
| | YAP1F6(WIFI) |  | ○ | ○ | ○ |
| WiFi module(G-Cloud)*2 | ME31-00/C4 |  | ○ | ○ | ○ |
| | ME31-00/C6 | | | | |
| Centralized controller (up to 36 indoor units) | CE52-24/F(C) |  | ○ | ○ | ○ |
| Dry contact gateway (Extended function board)*3 | ME30-42/E1 |  | ○ | ○ | ○ |
| Door controller | MK03 |  | ○ | ○ | ○ |

Note: ● means standard, ○ means optional.

*1-Controller for cooling only.
*2-This WIFI module is only for EU market. For detailed information, please confirm it with the sales representatives.
*3-Function: ON/OFF input control, mode input control, emergency stop input control, error output, cold plasma control, fresh air control.

# U-Match

R410A

## Fixed Frequency Series (Heat Pump)

It is a kind of split system that the outdoor unit can be connected to various indoor units (duct, cassette or floor ceiling type) with its cooling capacity from 5kW to 16kW.

Quality motor

Inner groove copper

Self-diagnosis

Wide voltage range

Wide operation range

High ESP

》Design of double ambient temperature sensors makes precision temperature monitoring.

》With low ambient temperature cooling function, cooling is normal in -15℃.

》The outdoor unit is universal and can be matched with duct type, cassettle and floor ceiling units.

》The unit is compact, which is easy to install and transport.

》All the series adopt single air duct design, the highest height is only 820mm.

》Multiple functions for selection; WIFI module or WIFI wired controller can be selected to realize long distance control via mobile APP, and gate control, building control, centralized control, dry contact gateway and related functions are optional.

## Indoor Unit

### Duct type

》Ultra-thin structural design, the thinnest position is 200mm.
》Air supply outlet and air return outlet can be interchanged for convenient installation.
》Optional water pump, maximum delivery lift is 1 meter.
》Reserved fresh air outlet, which can realized 11 fresh air modes setting via dry contact gateway.

### Cassette type

》Standard fitting of 360° cassette type unit panel, optional independent swing function.
》Adopt fireproof electric box structural design, meeting the requirement of salt water burning experiment.
》With high-efficiency DC water pump, the highest delivery lift can be up to 1 meter.

### Floor ceiling type

》With double air louvers structural design, meeting 3D air supply effect.
》Both floor standing installation and ceiling installation methods can be selected.
》There are 3 types of pipe-out leading ways for selection.
》Pipe joints and electric box are designed at the unit side for convenient installation and maintenance.

| Item | Nominal operating condition(temperature) | | | | Operating range(temperature) |
|---|---|---|---|---|---|
| | Outdoor condition | | Indoor condition | | Outdoor condition |
| | DB (℃) | WB (℃) | DB (℃) | WB (℃) | DB (℃) |
| Cooling | 35 | 24 | 27 | 19 | -15~48 |
| Heating | 7 | 6 | 20 | 15 | -15~24 |

## Units Lineup

| Capacity index | | 50 | 71/85 | 100 |
|---|---|---|---|---|
| Outdoor unit | |  |  |  |
| Indoor unit | Duct |  |  |  |
| | Cassette |  |  |  |
| | Floor ceiling |  |  |  |

| Capacity index | | 125 | 140 | 160 |
|---|---|---|---|---|
| Outdoor unit | |  |  |  |
| Indoor unit | Duct |  |  |  |
| | Cassette |  |  |  |
| | Floor ceiling |  |  |  |

## Specifications

R410A

| Model | Outdoor unit | | | GU50W/A1-K | | | |
|---|---|---|---|---|---|---|---|
| | Indoor unit | | | Duct(without water pump) | Duct(with water pump) | Cassette | Floor ceiling |
| | | | | GU50P/A1-K | GU50PS/A1-K | GUD50T/A1-K | GU50ZD/A1-K |
| Capacity | Cooling | | kW | 4.75 | 4.75 | 4.8 | 5.0 |
| | | | Btu/h | 16200 | 16200 | 16400 | 17100 |
| | Heating | | kW | 4.9 | 4.9 | 5.0 | 5.2 |
| | | | Btu/h | 16700 | 16700 | 17100 | 17700 |
| EER/COP | | | W/W | 2.97/3.50 | 2.97/3.50 | 3.10/3.70 | 3.03/3.59 |
| Power supply | | | V/Ph/Hz | 220-240V ~50Hz | | | |
| Power input | Cooling | | kW | 1.60 | 1.60 | 1.55 | 1.65 |
| | Heating | | kW | 1.40 | 1.40 | 1.35 | 1.45 |
| Current input | Cooling | | A | 7.65 | 7.65 | 7.42 | 7.90 |
| | Heating | | A | 6.70 | 6.70 | 6.46 | 6.94 |
| Refrigerant charge volume | | | kg | 1.20 | 1.20 | 1.20 | 1.20 |
| Indoor unit | Air flow volume | | CFM | 383 | 383 | 412 | 412 |
| | | | m³/h | 650 | 650 | 700 | 700 |
| | ESP | Rated | Pa | 25 | 25 | 0 | 0 |
| | | Range | Pa | 0-60 | 0-60 | 0 | 0 |
| | Sound pressure level (SH/H/M/L) | | dB(A) | 35/32/30/27 | 35/32/30/27 | 44/43/38/35 | 41/40/37/33 |
| | Dimension (W×D×H) | Outline | mm | 1000×450×200 | 1000×450×200 | 570×570×265 | 870×665×235 |
| | | Package | mm | 1308×568×275 | 1308×568×275 | 698×653×295 | 1033×770×300 |
| | Net weight/Gross weight | | kg | 24/29 | 25/30 | 17/21 | 25/30 |
| Panel | Dimension (W×D×H) | Outline | mm | - | - | 620×620×47.5 | - |
| | | Package | mm | - | - | 701×701×125 | - |
| | Net weight/Gross weight | | kg | - | - | 3.0/4.5 | - |
| Outdoor unit | Sound pressure level | | dB(A) | 51 | 51 | 51 | 51 |
| | Dimension (W×D×H) | Outline | mm | 761×256×548 | 761×256×548 | 761×256×548 | 761×256×548 |
| | | Package | mm | 881×363×595 | 881×363×595 | 881×363×595 | 881×363×595 |
| | Net weight/Gross weight | | kg | 39/41.5 | 39/41.5 | 39/41.5 | 39/41.5 |
| Connection pipe | Outer diameter | Liquid | inch(mm) | Φ1/4(6.35) | Φ1/4(6.35) | Φ1/4(6.35) | Φ1/4(6.35) |
| | | Gas | inch(mm) | Φ1/2(12.7) | Φ1/2(12.7) | Φ1/2(12.7) | Φ1/2(12.7) |
| | Max. distance | Height | m | 15 | 15 | 15 | 15 |
| | | Length | m | 30 | 30 | 30 | 30 |
| Loading quantity | | 40'GP/40'HQ | set | 149/171 | 149/171 | 134/156 | 126/144 |

| Model | Outdoor unit | | | GU71W/A1-K | | | |
|---|---|---|---|---|---|---|---|
| | Indoor unit | | | Duct(without water pump) | Duct(with water pump) | Cassette | Floor ceiling |
| | | | | GU71P/A1-K | GU71PS/A1-K | GU71T/A1-K | GU71ZD/A1-K |
| Capacity | Cooling | | kW | 7.0 | 7.0 | 7.1 | 7.3 |
| | | | Btu/h | 23900 | 23900 | 24200 | 24900 |
| | Heating | | kW | 7.4 | 7.4 | 7.4 | 7.7 |
| | | | Btu/h | 25200 | 25200 | 25200 | 26300 |
| EER/COP | | | W/W | 3.26/3.79 | 3.26/3.79 | 3.3/3.61 | 3.24/3.42 |
| Power supply | | | V/Ph/Hz | 220-240V ~50Hz | | | |
| Power input | Cooling | | kW | 2.15 | 2.15 | 2.15 | 2.25 |
| | Heating | | kW | 1.95 | 1.95 | 2.05 | 2.25 |
| Current input | Cooling | | A | 10.28 | 10.28 | 10.28 | 10.76 |
| | Heating | | A | 9.32 | 9.32 | 9.80 | 10.52 |
| Refrigerant charge volume | | | kg | 1.90 | 1.90 | 1.90 | 1.90 |
| Indoor unit | Air flow volume | | CFM | 677 | 677 | 736 | 824 |
| | | | m³/h | 1150 | 1150 | 1250 | 1400 |
| | ESP | Rated | Pa | 25 | 25 | 0 | 0 |
| | | Range | Pa | 0-60 | 0-60 | 0 | 0 |
| | Sound pressure level (SH/H/M/L) | | dB(A) | 37/33/30/28 | 37/33/30/28 | 46/45/42/39 | 47/46/44/41 |
| | Dimension (W×D×H) | Outline | mm | 1300×450×220 | 1300×450×220 | 840×840×240 | 1200×665×235 |
| | | Package | mm | 1628×578×300 | 1628×578×300 | 933×903×272 | 1363×770×300 |
| | Net weight/Gross weight | | kg | 31/37 | 32/38 | 30/37 | 33/39 |
| Panel | Dimension (W×D×H) | Outline | mm | - | - | 950×950×52 | - |
| | | Package | mm | - | - | 1033×1038×112 | - |
| | Net weight/Gross weight | | kg | - | - | 6.0/9.5 | - |
| Outdoor unit | Sound pressure level | | dB(A) | 53 | 53 | 53 | 53 |
| | Dimension (W×D×H) | Outline | mm | 892×340×698 | 892×340×698 | 892×340×698 | 892×340×698 |
| | | Package | mm | 1029×458×750 | 1029×458×750 | 1029×458×750 | 1029×458×750 |
| | Net weight/Gross weight | | kg | 59/63 | 59/63 | 59/63 | 59/63 |
| Connection pipe | Outer diameter | Liquid | inch(mm) | Φ3/8(9.52) | Φ3/8(9.52) | Φ3/8(9.52) | Φ3/8(9.52) |
| | | Gas | inch(mm) | Φ5/8(15.9) | Φ5/8(15.9) | Φ5/8(15.9) | Φ5/8(15.9) |
| | Max. distance | Height | m | 15 | 15 | 15 | 15 |
| | | Length | m | 30 | 30 | 30 | 30 |
| Loading quantity | | 40'GP/40'HQ | set | 82/96 | 82/96 | 80/86 | 90/92 |

## Specifications

R410A

| Model | Outdoor unit | | | GU85W/A1-K | | | |
|---|---|---|---|---|---|---|---|
| | Indoor unit | | | Duct(without water pump) | Duct(with water pump) | Cassette | Floor ceiling |
| | | | | GU85P/A1-K | GU85PS/A1-K | GU85T/A1-K | GU85ZD/A1-K |
| Capacity | Cooling | | kW | 8.3 | 8.3 | 8.3 | 8.6 |
| | | | Btu/h | 28300 | 28300 | 28300 | 29300 |
| | Heating | | kW | 9.3 | 9.3 | 9.2 | 9.3 |
| | | | Btu/h | 31700 | 31700 | 31400 | 31700 |
| EER/COP | | | W/W | 3.07/3.58 | 3.07/3.58 | 3.13/3.68 | 3.19/3.32 |
| Power supply | | | V/Ph/Hz | 220-240V ~50Hz | | | |
| Power input | Cooling | | kW | 2.70 | 2.70 | 2.65 | 2.70 |
| | Heating | | kW | 2.60 | 2.60 | 2.50 | 2.80 |
| Current input | Cooling | | A | 13.04 | 13.04 | 12.80 | 13.04 |
| | Heating | | A | 12.56 | 12.56 | 12.08 | 13.53 |
| Refrigerant charge volume | | | kg | 1.80 | 1.80 | 1.80 | 1.80 |
| Indoor unit | Air flow volume | | CFM | 736 | 736 | 736 | 883 |
| | | | m³/h | 1250 | 1250 | 1250 | 1500 |
| | ESP | Rated | Pa | 37 | 37 | 0 | 0 |
| | | Range | Pa | 0-80 | 0-80 | 0 | 0 |
| | Sound pressure level (SH/H/M/L) | | dB(A) | 40/36/33/32 | 40/36/33/32 | 46/45/42/39 | 49/48/47/44 |
| | Dimension (W×D×H) | Outline | mm | 1300×450×220 | 1300×450×220 | 840×840×240 | 1200×665×235 |
| | | Package | mm | 1628×578×300 | 1628×578×300 | 933×903×272 | 1363×770×300 |
| | Net weight/Gross weight | | kg | 31/37 | 32/38 | 30/37 | 33/39 |
| Panel | Dimension (W×D×H) | Outline | mm | - | - | 950×950×52 | - |
| | | Package | mm | - | - | 1033×1038×112 | - |
| | Net weight/Gross weight | | kg | - | - | 6.0/9.5 | - |
| Outdoor unit | Sound pressure level | | dB(A) | 55 | 55 | 55 | 55 |
| | Dimension (W×D×H) | Outline | mm | 892×340×698 | 892×340×698 | 892×340×698 | 892×340×698 |
| | | Package | mm | 1029×458×750 | 1029×458×750 | 1029×458×750 | 1029×458×750 |
| | Net weight/Gross weight | | kg | 61/65 | 61/65 | 61/65 | 61/65 |
| Connection pipe | Outer diameter | Liquid | inch(mm) | Φ3/8(9.52) | Φ3/8(9.52) | Φ3/8(9.52) | Φ3/8(9.52) |
| | | Gas | inch(mm) | Φ5/8(15.9) | Φ5/8(15.9) | Φ5/8(15.9) | Φ5/8(15.9) |
| | Max. distance | Height | m | 15 | 15 | 15 | 15 |
| | | Length | m | 30 | 30 | 30 | 30 |
| Loading quantity | | 40'GP/40'HQ | set | 82/96 | 82/96 | 80/86 | 90/92 |

| Model | Outdoor unit | | | GU100W/A1-M | | | |
|---|---|---|---|---|---|---|---|
| | Indoor unit | | | Duct(without water pump) | Duct(with water pump) | Cassette | Floor ceiling |
| | | | | GU100PH/A1-K | GU100PHS/A1-K | GU100T/A1-K | GU100ZD/A1-K |
| Capacity | Cooling | | kW | 10.1 | 10.1 | 10.01 | 10.1 |
| | | | Btu/h | 34500 | 34500 | 34200 | 34500 |
| | Heating | | kW | 12.0 | 12.0 | 12.0 | 12.0 |
| | | | Btu/h | 40900 | 40900 | 40900 | 40900 |
| EER/COP | | | W/W | 3.16/3.75 | 3.16/3.75 | 3.13/3.75 | 3.16/3.53 |
| Power supply | | | V/Ph/Hz | 380-415V 3N~ 50Hz | | | |
| Power input | Cooling | | kW | 3.20 | 3.20 | 3.25 | 3.20 |
| | Heating | | kW | 3.20 | 3.20 | 3.25 | 3.40 |
| Current input | Cooling | | A | 5.60 | 5.60 | 5.70 | 5.60 |
| | Heating | | A | 5.60 | 5.60 | 5.60 | 5.90 |
| Refrigerant charge volume | | | kg | 2.10 | 2.10 | 2.10 | 2.10 |
| Indoor unit | Air flow volume | | CFM | 971 | 971 | 942 | 1000 |
| | | | m³/h | 1650 | 1650 | 1600 | 1700 |
| | ESP | Rated | Pa | 37 | 37 | 0 | 0 |
| | | Range | Pa | 0-100 | 0-100 | 0 | 0 |
| | Sound pressure level (SH/H/M/L) | | dB(A) | 44/42/38/35 | 44/42/38/35 | 52/50/48/45 | 51/50/49/48 |
| | Dimension (W×D×H) | Outline | mm | 1000×700×300 | 1000×700×300 | 840×840×240 | 1200×665×235 |
| | | Package | mm | 1205×813×360 | 1205×813×360 | 933×903×272 | 1363×770×300 |
| | Net weight/Gross weight | | kg | 40/46 | 41/47 | 30/37 | 36/42 |
| Panel | Dimension (W×D×H) | Outline | mm | - | - | 950×950×52 | - |
| | | Package | mm | - | - | 1033×1038×112 | - |
| | Net weight/Gross weight | | kg | - | - | 6.0/9.5 | - |
| Outdoor unit | Sound pressure level | | dB(A) | 56 | 56 | 56 | 56 |
| | Dimension (W×D×H) | Outline | mm | 920×370×790 | 920×370×790 | 920×370×790 | 920×370×790 |
| | | Package | mm | 1083×488×875 | 1083×488×875 | 1083×488×875 | 1083×488×875 |
| | Net weight/Gross weight | | kg | 70/75 | 70/75 | 70/75 | 70/75 |
| Connection pipe | Outer diameter | Liquid | inch(mm) | Φ3/8(9.52) | Φ3/8(9.52) | Φ3/8(9.52) | Φ3/8(9.52) |
| | | Gas | inch(mm) | Φ5/8(15.9) | Φ5/8(15.9) | Φ5/8(15.9) | Φ5/8(15.9) |
| | Max. distance | Height | m | 20 | 20 | 20 | 20 |
| | | Length | m | 30 | 30 | 30 | 30 |
| Loading quantity | | 40'GP/40'HQ | set | 68/79 | 68/79 | 64/71 | 72/86 |

# Specifications

R410A

| Model | Outdoor unit | | | GU125W/A1-M | | | |
|---|---|---|---|---|---|---|---|
| | Indoor unit | | | Duct(without water pump) | Duct(with water pump) | Cassette | Floor ceiling |
| | | | | GU125PH/A1-K | GU125PHS/A1-K | GU125T/A1-K | GU125ZD/A1-K |
| Capacity | Cooling | | kW | 12.0 | 12.0 | 12.0 | 12.0 |
| | | | Btu/h | 40900 | 40900 | 40900 | 40900 |
| | Heating | | kW | 14.6 | 14.6 | 14.8 | 14.5 |
| | | | Btu/h | 49800 | 49800 | 50500 | 49500 |
| EER/COP | | | W/W | 2.76/3.17 | 2.76/3.17 | 2.86/3.52 | 2.86/3.26 |
| Power supply | | | V/Ph/Hz | 380-415V 3N~ 50Hz | | | |
| Power input | Cooling | | kW | 4.35 | 4.35 | 4.20 | 4.20 |
| | Heating | | kW | 4.60 | 4.60 | 4.20 | 4.45 |
| Current input | Cooling | | A | 7.50 | 7.50 | 7.30 | 7.30 |
| | Heating | | A | 8.00 | 8.00 | 7.30 | 7.70 |
| Refrigerant charge volume | | | kg | 2.85 | 2.85 | 2.85 | 2.85 |
| Indoor unit | Air flow volume | | CFM | 1000 | 1000 | 942 | 1000 |
| | | | m³/h | 1700 | 1700 | 1600 | 1700 |
| | ESP | Rated | Pa | 50 | 50 | 0 | 0 |
| | | Range | Pa | 0-100 | 0-100 | 0 | 0 |
| | Sound pressure level (SH/H/M/L) | | dB(A) | 44/41/38/35 | 44/41/38/35 | 52/50/49/47 | 52/50/49/48 |
| | Dimension (W×D×H) | Outline | mm | 1000×700×300 | 1000×700×300 | 840×840×240 | 1200×665×235 |
| | | Package | mm | 1205×813×360 | 1205×813×360 | 933×903×272 | 1363×770×300 |
| | Net weight/Gross weight | | kg | 41/47 | 42/48 | 33/40 | 37/43 |
| Panel | Dimension (W×D×H) | Outline | mm | - | - | 950×950×52 | - |
| | | Package | mm | - | - | 1033×1038×112 | - |
| | Net weight/Gross weight | | kg | - | - | 6.0/9.5 | - |
| Outdoor unit | Sound pressure level | | dB(A) | 58 | 58 | 58 | 58 |
| | Dimension (W×D×H) | Outline | mm | 940×460×820 | 940×460×820 | 940×460×820 | 940×460×820 |
| | | Package | mm | 1083×573×973 | 1083×573×973 | 1083×573×973 | 1083×573×973 |
| | Net weight/Gross weight | | kg | 95/106 | 95/106 | 95/106 | 95/106 |
| Connection pipe | Outer diameter | Liquid | inch(mm) | Φ3/8(9.52) | Φ3/8(9.52) | Φ3/8(9.52) | Φ3/8(9.52) |
| | | Gas | inch(mm) | Φ5/8(15.9) | Φ5/8(15.9) | Φ5/8(15.9) | Φ5/8(15.9) |
| | Max. distance | Height | m | 30 | 30 | 30 | 30 |
| | | Length | m | 50 | 50 | 50 | 50 |
| Loading quantity | | 40'GP/40'HQ | set | 51/58 | 51/58 | 54/64 | 57/68 |

| Model | Outdoor unit | | | GU140W/A1-M | | | |
|---|---|---|---|---|---|---|---|
| | Indoor unit | | | Duct(without water pump) | Duct(with water pump) | Cassette | Floor ceiling |
| | | | | GU140PH/A1-K | GU140PHS/A1-K | GU140T/A1-K | GU140ZD/A1-K |
| Capacity | Cooling | | kW | 14.6 | 14.6 | 14.01 | 14.1 |
| | | | Btu/h | 49800 | 49800 | 47800 | 48100 |
| | Heating | | kW | 16.3 | 16.3 | 15.1 | 16.5 |
| | | | Btu/h | 55600 | 55600 | 51500 | 56300 |
| EER/COP | | | W/W | 3.24/3.79 | 3.24/3.79 | 3.11/3.51 | 3.13/3.75 |
| Power supply | | | V/Ph/Hz | 380-415V 3N~ 50Hz | | | |
| Power input | Cooling | | kW | 4.5 | 4.5 | 4.5 | 4.5 |
| | Heating | | kW | 4.3 | 4.3 | 4.3 | 4.4 |
| Current input | Cooling | | A | 7.8 | 7.8 | 7.8 | 7.8 |
| | Heating | | A | 7.5 | 7.5 | 7.5 | 7.7 |
| Refrigerant charge volume | | | kg | 3.3 | 3.3 | 3.3 | 3.3 |
| Indoor unit | Air flow volume | | CFM | 1295 | 1295 | 1177 | 1295 |
| | | | m³/h | 2200 | 2200 | 2000 | 2200 |
| | ESP | Rated | Pa | 50 | 50 | 0 | 0 |
| | | Range | Pa | 0-150 | 0-150 | 0 | 0 |
| | Sound pressure level (SH/H/M/L) | | dB(A) | 45/44/41/37 | 45/44/41/37 | 54/51/47/45 | 54/53/52/51 |
| | Dimension (W×D×H) | Outline | mm | 1400×700×300 | 1400×700×300 | 840×840×290 | 1570×665×235 |
| | | Package | mm | 1601×813×365 | 1601×813×365 | 933×903×335 | 1729×770×300 |
| | Net weight/Gross weight | | kg | 52/59 | 53/60 | 34/41 | 43/50 |
| Panel | Dimension (W×D×H) | Outline | mm | - | - | 950×950×52 | - |
| | | Package | mm | - | - | 1033×1038×112 | - |
| | Net weight/Gross weight | | kg | - | - | 6.0/9.5 | - |
| Outdoor unit | Sound pressure level | | dB(A) | 58 | 58 | 58 | 58 |
| | Dimension (W×D×H) | Outline | mm | 940×460×820 | 940×460×820 | 940×460×820 | 940×460×820 |
| | | Package | mm | 1083×573×973 | 1083×573×973 | 1083×573×973 | 1083×573×973 |
| | Net weight/Gross weight | | kg | 97/108 | 97/108 | 97/108 | 97/108 |
| Connection pipe | Outer diameter | Liquid | inch(mm) | Φ3/8(9.52) | Φ3/8(9.52) | Φ3/8(9.52) | Φ3/8(9.52) |
| | | Gas | inch(mm) | Φ5/8(15.9) | Φ5/8(15.9) | Φ5/8(15.9) | Φ5/8(15.9) |
| | Max. distance | Height | m | 30 | 30 | 30 | 30 |
| | | Length | m | 50 | 50 | 50 | 50 |
| Loading quantity | | 40'GP/40'HQ | set | 51/58 | 51/58 | 52/62 | 58/62 |

# Specifications

R410A

| Model | Outdoor unit | | | GU160W/A1-M | | | |
|---|---|---|---|---|---|---|---|
| | Indoor unit | | | Duct(without water pump) | Duct(with water pump) | Cassette | Floor ceiling |
| | | | | GU160PH/A1-K | GU160PHS/A1-K | GU160T/A1-K | GU160ZD/A1-K |
| Capacity | Cooling | | kW | 16.0 | 16.0 | 15.0 | 15.8 |
| | | | Btu/h | 54600 | 54600 | 51200 | 53900 |
| | Heating | | kW | 19.0 | 19.0 | 17.4 | 19.1 |
| | | | Btu/h | 64800 | 64800 | 59400 | 65200 |
| EER/COP | | | W/W | 2.91/3.52 | 2.91/3.52 | 2.83/3.11 | 2.88/3.54 |
| Power supply | | | V/Ph/Hz | 380-415V 3N~ 50Hz | | | |
| Power input | Cooling | | kW | 5.50 | 5.50 | 5.30 | 5.48 |
| | Heating | | kW | 5.40 | 5.40 | 5.60 | 5.40 |
| Current input | Cooling | | A | 9.6 | 9.6 | 9.2 | 9.6 |
| | Heating | | A | 9.4 | 9.4 | 9.8 | 9.4 |
| Refrigerant charge volume | | | kg | 4.2 | 4.2 | 4.2 | 4.2 |
| Indoor unit | Air flow volume | | CFM | 1530 | 1530 | 1177 | 1471 |
| | | | m³/h | 2600 | 2600 | 2000 | 2500 |
| | ESP | Rated | Pa | 50 | 50 | 0 | 0 |
| | | Range | Pa | 0-150 | 0-150 | 0 | 0 |
| | Sound pressure level (SH/H/M/L) | | dB(A) | 47/45/40/37 | 47/45/40/37 | 55/51/47/45 | 54/53/52/51 |
| | Dimension (W×D×H) | Outline | mm | 1400×700×300 | 1400×700×300 | 840×840×290 | 1570×665×235 |
| | | Package | mm | 1601×813×365 | 1601×813×365 | 933×903×335 | 1729×770×300 |
| | Net weight/Gross weight | | kg | 54/61 | 55/62 | 34/41 | 45/52 |
| Panel | Dimension (W×D×H) | Outline | mm | - | - | 950×950×52 | - |
| | | Package | mm | - | - | 1033×1038×112 | - |
| | Net weight/Gross weight | | kg | - | - | 6.0/9.5 | - |
| Outdoor unit | Sound pressure level | | dB(A) | 60 | 60 | 60 | 60 |
| | Dimension (W×D×H) | Outline | mm | 940×460×820 | 940×460×820 | 940×460×820 | 940×460×820 |
| | | Package | mm | 1083×573×973 | 1083×573×973 | 1083×573×973 | 1083×573×973 |
| | Net weight/Gross weight | | kg | 103/114 | 103/114 | 103/114 | 103/114 |
| Connection pipe | Outer diameter | Liquid | inch(mm) | Φ3/8(9.52) | Φ3/8(9.52) | Φ3/8(9.52) | Φ3/8(9.52) |
| | | Gas | inch(mm) | Φ5/8(15.9) | Φ5/8(15.9) | Φ5/8(15.9) | Φ5/8(15.9) |
| | Max. distance | Height | m | 30 | 30 | 30 | 30 |
| | | Length | m | 50 | 50 | 50 | 50 |
| Loading quantity | | 40'GP/40'HQ | set | 51/58 | 51/58 | 52/62 | 58/62 |

## Control System Lineup

| Controlling system | Model | Outlook | Duct | Cassette | Floor ceiling |
|---|---|---|---|---|---|
| Wired controller | XK117 |  | ● | ○ | ○ |
| | XE70-13/G2 |  | ○ | ○ | ○ |
| | XE71-42/G |  | ○ | ○ | ○ |
| Wireless remote controller | YB1FA |  | ○ | ● | ● |
| | YAW1F9*1 |  | ○ | ○ | ○ |
| | YAP1F6(WIFI) |  | ○ | ○ | ○ |
| WiFi module(G-Cloud)*2 | ME31-00/C4<br>ME31-00/C6 |  | ○ | ○ | ○ |
| Centralized controller (up to 36 indoor units) | CE52-24/F(C) |  | ○ | ○ | ○ |
| Dry contact gateway (Extended function board)*3 | ME30-42/E1 |  | ○ | ○ | ○ |
| Door controller | MK03 |  | ○ | ○ | ○ |

Note: ● means standard, ○ means optional.

*1-Controller for cooling only.
*2: This WIFI module is only for EU market. For detailed information, please confirm it with the sales representatives.
*3: Function: ON/OFF input control, mode input control, emergency stop input control, error output, cold plasma control, fresh air control.

# U-Match

INVERTER R410A

## Inverter Series (Heat Pump)

Cooling capacity is 3.5kW~16.0kW. The outdoor unit can be freely connected to duct type unit, cassette type unit and floor ceiling unit.

High efficiency | All DC inverter technology | Anti-cold function | Fresh air supply ventilation

Intelligent defrosting | Compact design | Memory function | Turbo function

》Compact design; single fan design for the whole series; the maximum height is only 820mm.
》With fast cooling and heating functions.
》Connection pipe length is 75m at the most.
》All DC inverter design.

## Indoor Unit

### Duct type

》Ultra-thin structural design, the thinnest position is 200mm.
》Air supply outlet and air return outlet can be interchanged for convenient installation.
》Optional water pump, maximum delivery lift is 1 meter.
》Reserved fresh air outlet, which can realized 11 fresh air modes setting via dry contact gateway.

### Cassette type

》360° air discharge panel.
》DC motor and DC water pump, high-efficiency and energy-saving.
》Water pump lift is up to 1000mm.
》Only 570mm for 12K and 18K cassette units.

### Floor ceiling type

》With double air louvers structural design, meeting 3D air supply effect.
》Both floor standing installation and ceiling installation methods can be selected.
》There are 3 types of pipe-out leading ways for selection.
》Pipe joints and electric box are designed at the unit side for convenient installation and maintenance.

| Item | Nominal operating condition (temperature) | | | | Operation range (temperature) |
|---|---|---|---|---|---|
| | Outdoor condition | | Indoor condition | | Outdoor condition |
| | DB (℃) | WB (℃) | DB (℃) | WB (℃) | DB (℃) |
| Cooling | 35 | 24 | 27 | 19 | -15℃~48℃ |
| Heating | 7 | 6 | 20 | 15 | -15℃~24℃ |

# Units Lineup

| Capacity index | | 35 | 50 | 71*1 |
|---|---|---|---|---|
| Outdoor unit | |  |  |  |
| Indoor unit | Duct |  |  |  |
| | Cassette |  |  |  |
| | Floor ceiling |  |  |  |

| Capacity index | | 71*2 | 100 |
|---|---|---|---|
| Outdoor unit | |  |  |
| Indoor unit | Duct |  |  |
| | Cassette |  |  |
| | Floor ceiling |  |  |

Note: *1: GUD71W/A-S; *2: GUD71W/A1-S

| Capacity index | | 125 | 140 | 160 |
|---|---|---|---|---|
| Outdoor unit | |  |  |  |
| Indoor unit | Duct |  |  |  |
| | Cassette |  |  |  |
| | Floor ceiling |  |  |  |

## Specifications

| Model | Outdoor unit | | | GUD35W/A-S | | | |
|---|---|---|---|---|---|---|---|
| | Indoor unit | | | Duct(without water pump) | Duct(with water pump) | Cassette | Floor ceiling |
| | | | | GUD35P/A-S | GUD35PS/A-S | GUD35T/A-S | GUD35ZD/A-S |
| Capacity | Cooling | | kW | 3.5 | 3.5 | 3.5 | 3.5 |
| | | | Btu/h | 11900 | 11900 | 11900 | 11900 |
| | Heating | | kW | 4.0 | 4.0 | 4.0 | 4.0 |
| | | | Btu/h | 13600 | 13600 | 13600 | 13600 |
| EER/COP | | | W/W | 3.21/3.48 | 3.21/3.48 | 3.40/3.64 | 3.40/3.33 |
| Power supply | | | Ph/V/Hz | 220-240V ~50/60Hz | | | |
| Power input | Cooling | | kW | 1.09 | 1.09 | 1.03 | 1.03 |
| | Heating | | kW | 1.15 | 1.15 | 1.1 | 1.2 |
| Current input | Cooling | | A | 4.75 | 4.75 | 4.45 | 4.45 |
| | Heating | | A | 5 | 5 | 4.8 | 5.2 |
| Refrigerant charge volume | | | kg | 1 | | | |
| Indoor unit | Air flow volume | | CFM | 383 | 383 | 382 | 383 |
| | | | m³/h | 650 | 650 | 650 | 650 |
| | ESP | Rated | Pa | 25 | 25 | 0 | 0 |
| | | Range | Pa | 0-50 | 0-50 | 0 | 0 |
| | Sound pressure level (SH/H/M/L) | | dB(A) | 40/37/35/34 | 40/37/35/34 | 41/37/35/31 | 39/36/32/28 |
| | Dimension (W×D×H) | Outline | mm | 700×450×200 | 700×450×200 | 570×570×265 | 870×665×235 |
| | | Package | mm | 1008×568×275 | 1008×568×275 | 698×653×295 | 1033×770×300 |
| | Net weight/Gross weight | | kg | 19/23 | 20/24 | 17/22 | 25/30 |
| Panel | Dimension (W×D×H) | Outline | mm | - | - | 620×620×47.5 | - |
| | | Package | mm | - | - | 701×701×125 | - |
| | Net weight/Gross weight | | kg | - | - | 3.0/4.5 | - |
| Outdoor unit | Sound pressure level | | dB(A) | 51 | 51 | 51 | 51 |
| | Dimension (W×D×H) | Outline | mm | 818×302×596 | 818×302×596 | 818×302×596 | 818×302×596 |
| | | Package | mm | 948×420×645 | 948×420×645 | 948×420×645 | 948×420×645 |
| | Net weight/Gross weight | | kg | 38/41 | 38/41 | 38/41 | 38/41 |
| Connection pipe | Outer diameter | Liquid | inch(mm) | Φ1/4(6.35) | Φ1/4(6.35) | Φ1/4(6.35) | Φ1/4(6.35) |
| | | Gas | inch(mm) | Φ3/8(9.52) | Φ3/8(9.52) | Φ3/8(9.52) | Φ3/8(9.52) |
| | Max. distance | Height | m | 15 | 15 | 15 | 15 |
| | | Length | m | 30 | 30 | 30 | 30 |
| Loading quantity | | 40'GP/40'HQ | set | 141/158 | 141/158 | 120/139 | 110/132 |

| Model | Outdoor unit | | | GUD50W/A-S | | | |
|---|---|---|---|---|---|---|---|
| | Indoor unit | | | Duct(without water pump) | Duct(with water pump) | Cassette | Floor ceiling |
| | | | | GUD50P/A-S | GUD50PS/A-S | GUD50T/A-S | GUD50ZD/A-S |
| Capacity | Cooling | | kW | 5.3 | 5.3 | 5 | 5.2 |
| | | | Btu/h | 18000 | 18000 | 17000 | 17700 |
| | Heating | | kW | 5.8 | 5.8 | 5.6 | 5.8 |
| | | | Btu/h | 19700 | 19700 | 19100 | 19700 |
| EER/COP | | | W/W | 3.21/3.63 | 3.21/3.63 | 3.21/3.50 | 3.21/3.41 |
| Power supply | | | Ph/V/Hz | 220-240V ~50/60Hz | | | |
| Power input | Cooling | | kW | 1.65 | 1.65 | 1.56 | 1.62 |
| | Heating | | kW | 1.6 | 1.6 | 1.6 | 1.7 |
| Current input | Cooling | | A | 7.4 | 7.4 | 6.78 | 7 |
| | Heating | | A | 7 | 7 | 7 | 7.4 |
| Refrigerant charge volume | | | kg | 1.25 | | | |
| Indoor unit | Air flow volume | | CFM | 559 | 559 | 412 | 500 |
| | | | m³/h | 950 | 950 | 700 | 850 |
| | ESP | Rated | Pa | 25 | 25 | 0 | 0 |
| | | Range | Pa | 0-50 | 0-50 | 0 | 0 |
| | Sound pressure level (SH/H/M/L) | | dB(A) | 40/39/37/35 | 40/39/37/35 | 44/39/35/31 | 44/42/39/36 |
| | Dimension (W×D×H) | Outline | mm | 1000×450×200 | 1000×450×200 | 570×570×265 | 870×665×235 |
| | | Package | mm | 1308×568×275 | 1308×568×275 | 698×653×295 | 1033×770×300 |
| | Net weight/Gross weight | | kg | 25/30 | 26/31 | 17/22 | 26/31 |
| Panel | Dimension (W×D×H) | Outline | mm | - | - | 620×620×47.5 | - |
| | | Package | mm | - | - | 701×701×125 | - |
| | Net weight/Gross weight | | kg | - | - | 3.0/4.5 | - |
| Outdoor unit | Sound pressure level | | dB(A) | 55 | 55 | 55 | 55 |
| | Dimension (W×D×H) | Outline | mm | 818×302×596 | 818×302×596 | 818×302×596 | 818×302×596 |
| | | Package | mm | 948×420×645 | 948×420×645 | 948×420×645 | 948×420×645 |
| | Net weight/Gross weight | | kg | 41/44 | 41/44 | 41/44 | 41/44 |
| Connection pipe | Outer diameter | Liquid | inch(mm) | Φ1/4(6.35) | Φ1/4(6.35) | Φ1/4(6.35) | Φ1/4(6.35) |
| | | Gas | inch(mm) | Φ1/2(12.7) | Φ1/2(12.7) | Φ1/2(12.7) | Φ1/2(12.7) |
| | Max. distance | Height | m | 20 | 20 | 20 | 20 |
| | | Length | m | 35 | 35 | 35 | 35 |
| Loading quantity | | 40'GP/40'HQ | set | 124/142 | 124/142 | 120/139 | 110/132 |

| Model | Outdoor unit | | | GUD71W/A-S | | | |
|---|---|---|---|---|---|---|---|
| | Indoor unit | | | Duct(without water pump) | Duct(with water pump) | Cassette | Floor ceiling |
| | | | | GUD71P/A-S | GUD71PS/A-S | GUD71T/A-S | GUD71ZD/A-S |
| Capacity | Cooling | | kW | 7.1 | 7.1 | 7 | 7.1 |
| | | | Btu/h | 24200 | 24200 | 23800 | 24200 |
| | Heating | | kW | 8 | 8 | 8 | 8 |
| | | | Btu/h | 27200 | 27200 | 27200 | 27200 |
| EER/COP | | | W/W | 3.21/3.4 | 3.21/3.4 | 3.21/3.64 | 3.23/3.08 |
| Power supply | | | Ph/V/Hz | 220-240V ~50/60Hz | | | |
| Power input | Cooling | | kW | 2.21 | 2.21 | 2.18 | 2.20 |
| | Heating | | kW | 2.35 | 2.35 | 2.2 | 2.6 |
| Current input | Cooling | | A | 9.6 | 9.6 | 9.47 | 9.56 |
| | Heating | | A | 10.21 | 10.21 | 9.56 | 11.3 |
| Refrigerant charge volume | | | kg | 2 | | | |
| Indoor unit | Air flow volume | | CFM | 706 | 706 | 735 | 765 |
| | | | m³/h | 1200 | 1200 | 1250 | 1300 |
| | ESP | Rated | Pa | 25 | 25 | 0 | 0 |
| | | Range | Pa | 0-75 | 0-75 | 0 | 0 |
| | Sound pressure level (SH/H/M/L) | | dB(A) | 40/38/37/36 | 40/38/37/36 | 47/45/41/39 | 45/44/41/38 |
| | Dimension (W×D×H) | Outline | mm | 1300×450×220 | 1300×450×220 | 840×840×200 | 1200×665×235 |
| | | Package | mm | 1628×578×300 | 1628×578×300 | 943×923×245 | 1363×770×300 |
| | Net weight/Gross weight | | kg | 30/37 | 31/38 | 23/30 | 31/37 |
| Panel | Dimension (W×D×H) | Outline | mm | - | - | 950×950×52 | - |
| | | Package | mm | - | - | 1033×1038×112 | - |
| | Net weight/Gross weight | | kg | - | - | 6/9.5 | - |
| Outdoor unit | Sound pressure level | | dB(A) | 56 | 56 | 56 | 56 |
| | Dimension (W×D×H) | Outline | mm | 892×340×698 | 892×340×698 | 892×340×698 | 892×340×698 |
| | | Package | mm | 1029×458×750 | 1029×458×750 | 1029×458×750 | 1029×458×750 |
| | Net weight/Gross weight | | kg | 53/57 | 53/57 | 53/57 | 53/57 |
| Connection pipe | Outer diameter | Liquid | inch(mm) | Φ3/8(9.52) | Φ3/8(9.52) | Φ3/8(9.52) | Φ3/8(9.52) |
| | | Gas | inch(mm) | Φ5/8(15.9) | Φ5/8(15.9) | Φ5/8(15.9) | Φ5/8(15.9) |
| | Max. distance | Height | m | 25 | 25 | 25 | 25 |
| | | Length | m | 50 | 50 | 50 | 50 |
| Loading quantity | | 40'GP/40'HQ | set | 84/102 | 84/102 | 83/88 | 90/92 |

| Model | Outdoor unit | | | GUD71W/A1-S | | | |
|---|---|---|---|---|---|---|---|
| | Indoor unit | | | Duct | Duct | Cassette | Floor Ceiling |
| | | | | GUD71P/A1-S | GUD71PS/A1-S | GUD71T/A1-S | GUD71ZD/A1-S |
| Capacity | Cooling | | kW | 7.15 | 7.15 | 7.00 | 7.15 |
| | | | Btu/h | 24300 | 24300 | 23800 | 24300 |
| | Heating | | kW | 8 | 8 | 8 | 8 |
| | | | Btu/h | 27200 | 27200 | 27200 | 27200 |
| EER/COP | | | W/W | 2.92/3.20 | 2.92/3.20 | 3.21/3.64 | 2.98/3.14 |
| Power supply | | | V/Ph/Hz | 220-240V ~ 50/60Hz | | | |
| Power input | Cooling | | kW | 2.45 | 2.45 | 2.18 | 2.40 |
| | Heating | | kW | 2.50 | 2.50 | 2.20 | 2.55 |
| Current input | Cooling | | A | 10.65 | 10.65 | 9.47 | 10.43 |
| | Heating | | A | 10.87 | 10.87 | 9.56 | 11.09 |
| Refrigerant charge volume | | | kg | 2 | 2 | 2 | 2 |
| Indoor unit | Air flow volume | | CFM | 617 | 617 | 735 | 617 |
| | | | m³/h | 1050 | 1050 | 1250 | 1050 |
| | ESP | Rated | Pa | 25 | 25 | 0 | 0 |
| | | Range | Pa | 0-50 | 0-50 | 0 | 0 |
| | Sound pressure level (SH/H/M/L) | | dB(A) | 43/42/40/38 | 43/42/40/38 | 47/45/41/39 | 49/48/45/43 |
| | Dimension (W×D×H) | Outline | mm | 1000×450×200 | 1000×450×200 | 840×840×200 | 870×665×235 |
| | | Package | mm | 1308×568×275 | 1308×568×275 | 943×923×245 | 1033×770×300 |
| | Net weight/Gross weight | | kg | 25/30 | 26/31 | 23/30 | 26/31 |
| Panel | Dimension (W×D×H) | Outline | mm | - | - | 950×950×52 | - |
| | | Package | mm | - | - | 1033×1038×112 | - |
| | Net weight/Gross weight | | kg | - | - | 6.0/9.5 | - |
| Outdoor unit | Sound pressure level | | dB(A) | 55 | 55 | 55 | 55 |
| | Dimension (W×D×H) | Outline | mm | 892×340×698 | 892×340×698 | 892×340×698 | 892×340×698 |
| | | Package | mm | 1029×458×750 | 1029×458×750 | 1029×458×750 | 1029×458×750 |
| | Net weight/Gross weight | | kg | 53/57 | 53/57 | 53/57 | 53/57 |
| Connection pipe | Outer diameter | Liquid | inch(mm) | Φ3/8(9.52) | Φ3/8(9.52) | Φ3/8(9.52) | Φ3/8(9.52) |
| | | Gas | inch(mm) | Φ5/8(15.9) | Φ5/8(15.9) | Φ5/8(15.9) | Φ5/8(15.9) |
| | Max. distance | Height | m | 25 | 25 | 25 | 25 |
| | | Length | m | 50 | 50 | 50 | 50 |
| Loading quantity | | 40'GP/40'HQ | set | 108/120 | 108/120 | 83/88 | 92/108 |

| Model | Outdoor unit | | | GUD100W/A-S | | | |
|---|---|---|---|---|---|---|---|
| | Indoor unit | | | Duct(without water pump) | Duct(with water pump) | Cassette | Floor ceiling |
| | | | | GUD100PH/A-S | GUD100PHS/A-S | GUD100T/A-S | GUD100ZD/A-S |
| Capacity | Cooling | | kW | 10.1 | 10.1 | 10.1 | 10.0 |
| | | | Btu/h | 34500 | 34500 | 34500 | 34000 |
| | Heating | | kW | 11.0 | 11.0 | 11.0 | 11.0 |
| | | | Btu/h | 37500 | 37500 | 37500 | 37500 |
| EER/COP | | | W/W | 2.97/3.44 | 2.97/3.44 | 2.97/3.67 | 2.94/3.44 |
| Power supply | | | V/Ph/Hz | 220-240V ~50/60Hz | | | |
| Power input | Cooling | | kW | 3.4 | 3.4 | 3.4 | 3.4 |
| | Heating | | kW | 3.2 | 3.2 | 3.0 | 3.2 |
| Current input | Cooling | | A | 16.3 | 16.3 | 16.3 | 16.3 |
| | Heating | | A | 15.3 | 15.3 | 14.4 | 15.3 |
| Refrigerant charge volume | | | kg | 2.45 | 2.45 | 2.45 | 2.45 |
| Indoor unit | Air flow volume | | CFM | 1059 | 1059 | 883 | 942 |
| | | | m³/h | 1800 | 1800 | 1500 | 1600 |
| | ESP | Rated | Pa | 37 | 37 | 0 | 0 |
| | | Range | Pa | 0-150 | 0-150 | 0 | 0 |
| | Sound pressure level (SH/H/M/L) | | dB(A) | 43/41/39/37 | 43/41/39/37 | 50/48/46/42 | 49/47/45/43 |
| | Dimension (W×D×H) | Outline | mm | 1000×700×300 | 1000×700×300 | 840×840×240 | 1200×665×235 |
| | | Package | mm | 1205×813×360 | 1205×813×360 | 963×963×325 | 1363×770×300 |
| | Net weight/Gross weight | | kg | 40/46 | 41/47 | 31/38 | 32/38 |
| Panel | Dimension (W×D×H) | Outline | mm | - | - | 950×950×52 | - |
| | | Package | mm | - | - | 1033×1038×112 | - |
| | Net weight/Gross weight | | kg | - | - | 6.0/9.5 | - |
| Outdoor unit | Sound pressure level | | dB(A) | 55 | 55 | 55 | 55 |
| | Dimension (W×D×H) | Outline | mm | 920×370×790 | 920×370×790 | 920×370×790 | 920×370×790 |
| | | Package | mm | 1083×488×855 | 1083×488×855 | 1083×488×855 | 1083×488×855 |
| | Net weight/Gross weight | | kg | 61/66 | 61/66 | 61/66 | 61/66 |
| Connection pipe | Outer diameter | Liquid | inch(mm) | Φ3/8(9.52) | Φ3/8(9.52) | Φ3/8(9.52) | Φ3/8(9.52) |
| | | Gas | inch(mm) | Φ5/8(15.9) | Φ5/8(15.9) | Φ5/8(15.9) | Φ5/8(15.9) |
| | Max. distance | Height | m | 25 | 25 | 25 | 25 |
| | | Length | m | 50 | 50 | 50 | 50 |
| Loading quantity | | 40'GP/40'HQ | set | 68/80 | 68/80 | 58/69 | 72/85 |

| Model | Outdoor unit | | | GUD125W/A-S | | | |
|---|---|---|---|---|---|---|---|
| | Indoor unit | | | Duct(without water pump) | Duct(with water pump) | Cassette | Floor ceiling |
| | | | | GUD125PH/A-S | GUD125PHS/A-S | GUD125T/A-S | GUD125ZD/A-S |
| Capacity | Cooling | | kW | 12.02 | 12.02 | 12.02 | 12.02 |
| | | | Btu/h | 41000 | 41000 | 41000 | 41000 |
| | Heating | | kW | 14.0 | 14.0 | 14.0 | 14.0 |
| | | | Btu/h | 47800 | 47800 | 47800 | 47800 |
| EER/COP | | | W/W | 2.67/3.26 | 2.67/3.26 | 2.67/3.33 | 2.93/3.5 |
| Power supply | | | V/Ph/Hz | 220-240V ~50/60Hz | | | |
| Power input | Cooling | | kW | 4.5 | 4.5 | 4.5 | 4.1 |
| | Heating | | kW | 4.3 | 4.3 | 4.2 | 4.0 |
| Current input | Cooling | | A | 20.0 | 20.0 | 20.0 | 18.0 |
| | Heating | | A | 18.8 | 18.8 | 18.4 | 17.6 |
| Refrigerant charge volume | | | kg | 3.4 | 3.4 | 3.4 | 3.4 |
| Indoor unit | Air flow volume | | CFM | 1177 | 1177 | 883 | 942 |
| | | | m³/h | 2000 | 2000 | 1500 | 1600 |
| | ESP | Rated | Pa | 50 | 50 | 0 | 0 |
| | | Range | Pa | 0-150 | 0-150 | 0 | 0 |
| | Sound pressure level (SH/H/M/L) | | dB(A) | 44/42/39/37 | 44/42/39/37 | 50/48/46/42 | 49/47/45/43 |
| | Dimension (W×D×H) | Outline | mm | 1000×700×300 | 1000×700×300 | 840×840×240 | 1200×665×235 |
| | | Package | mm | 1205×813×360 | 1205×813×360 | 963×963×325 | 1363×770×300 |
| | Net weight/Gross weight | | kg | 40/46 | 41/47 | 31/38 | 33/39 |
| Panel | Dimension (W×D×H) | Outline | mm | - | - | 950×950×52 | - |
| | | Package | mm | - | - | 1033×1038×112 | - |
| | Net weight/Gross weight | | kg | - | - | 6.0/9.5 | - |
| Outdoor unit | Sound pressure level | | dB(A) | 58 | 58 | 58 | 58 |
| | Dimension (W×D×H) | Outline | mm | 940×460×820 | 940×460×820 | 940×460×820 | 940×460×820 |
| | | Package | mm | 1083×573×973 | 1083×573×973 | 1083×573×973 | 1083×573×973 |
| | Net weight/Gross weight | | kg | 84/96 | 84/96 | 84/96 | 84/96 |
| Connection pipe | Outer diameter | Liquid | inch(mm) | Φ3/8(9.52) | Φ3/8(9.52) | Φ3/8(9.52) | Φ3/8(9.52) |
| | | Gas | inch(mm) | Φ5/8(15.9) | Φ5/8(15.9) | Φ5/8(15.9) | Φ5/8(15.9) |
| | Max. distance | Height | m | 30 | 30 | 30 | 30 |
| | | Length | m | 65 | 65 | 65 | 65 |
| Loading quantity | | 40'GP/40'HQ | set | 57/57 | 57/57 | 53/62 | 57/68 |

| Model | Outdoor unit | | | GUD140W/A-S | | | |
|---|---|---|---|---|---|---|---|
| | Indoor unit | | | Duct(without water pump) | Duct(with water pump) | Cassette | Floor ceiling |
| | | | | GUD140PH/A-S | GUD140PHS/A-S | GUD140T/A-S | GUD140ZD/A-S |
| Capacity | Cooling | | kW | 14.0 | 14.0 | 14.0 | 14.0 |
| | | | Btu/h | 47800 | 47800 | 47800 | 47800 |
| | Heating | | kW | 15.0 | 15.0 | 15.0 | 15.0 |
| | | | Btu/h | 51200 | 51200 | 51200 | 51200 |
| EER/COP | | | W/W | 2.80/3.41 | 2.80/3.41 | 2.59/3.41 | 2.59/3.41 |
| Power supply | | | V/Ph/Hz | 220-240V ~50/60Hz | | | |
| Power input | Cooling | | kW | 5.0 | 5.0 | 5.4 | 5.4 |
| | Heating | | kW | 4.4 | 4.4 | 4.4 | 4.4 |
| Current input | Cooling | | A | 26.0 | 26.0 | 26.0 | 26.0 |
| | Heating | | A | 21.0 | 21.0 | 21.0 | 21.0 |
| Refrigerant charge volume | | | kg | 3.7 | 3.7 | 3.7 | 3.7 |
| Indoor unit | Air flow volume | | CFM | 1177 | 1177 | 1059 | 1295 |
| | | | m³/h | 2000 | 2000 | 1800 | 2200 |
| | ESP | Rated | Pa | 50 | 50 | 0 | 0 |
| | | Range | Pa | 0-150 | 0-150 | 0 | 0 |
| | Sound pressure level (SH/H/M/L) | | dB(A) | 42/40/39/37 | 42/40/39/37 | 51/49/46/42 | 52/50/48/44 |
| | Dimension (W×D×H) | Outline | mm | 1400×700×300 | 1400×700×300 | 840×840×290 | 1570×665×235 |
| | | Package | mm | 1601×813×365 | 1601×813×365 | 963×963×379 | 1729×770×300 |
| | Net weight/Gross weight | | kg | 49/55 | 50/56 | 33/41 | 40/47 |
| Panel | Dimension (W×D×H) | Outline | mm | - | - | 950×950×52 | - |
| | | Package | mm | - | - | 1033×1038×112 | - |
| | Net weight/Gross weight | | kg | - | - | 6.0/9.5 | - |
| Outdoor unit | Sound pressure level | | dB(A) | 59 | 59 | 59 | 59 |
| | Dimension (W×D×H) | Outline | mm | 940×460×820 | 940×460×820 | 940×460×820 | 940×460×820 |
| | | Package | mm | 1083×573×973 | 1083×573×973 | 1083×573×973 | 1083×573×973 |
| | Net weight/Gross weight | | kg | 92/104 | 92/104 | 92/104 | 92/104 |
| Connection pipe | Outer diameter | Liquid | inch(mm) | Φ3/8(9.52) | Φ3/8(9.52) | Φ3/8(9.52) | Φ3/8(9.52) |
| | | Gas | inch(mm) | Φ5/8(15.9) | Φ5/8(15.9) | Φ5/8(15.9) | Φ5/8(15.9) |
| | Max. distance | Height | m | 30 | 30 | 30 | 30 |
| | | Length | m | 75 | 75 | 75 | 75 |
| Loading quantity | | 40'GP/40'HQ | set | 47/53 | 47/53 | 48/53 | 54/62 |

| Model | Outdoor unit | | | GUD160W/A-S | | | |
|---|---|---|---|---|---|---|---|
| | Indoor unit | | | Duct(without water pump) | Duct(with water pump) | Cassette | Floor ceiling |
| | | | | GUD160PH/A-S | GUD160PHS/A-S | GUD160T/A-S | GUD160ZD/A-S |
| Capacity | Cooling | | kW | 15.6 | 15.6 | 15.0 | 15.4 |
| | | | Btu/h | 53200 | 53200 | 51200 | 52500 |
| | Heating | | kW | 17.0 | 17.0 | 17.0 | 17.0 |
| | | | Btu/h | 58000 | 58000 | 58000 | 58000 |
| EER/COP | | | W/W | 2.89/3.54 | 2.89/3.54 | 2.78/3.62 | 2.85/3.54 |
| Power supply | | | V/Ph/Hz | 220-240V ~50/60Hz | | | |
| Power input | Cooling | | kW | 5.4 | 5.4 | 5.4 | 5.4 |
| | Heating | | kW | 4.8 | 4.8 | 4.7 | 4.8 |
| Current input | Cooling | | A | 25.8 | 25.8 | 25.8 | 25.8 |
| | Heating | | A | 23.0 | 23.0 | 22.4 | 23.0 |
| Refrigerant charge volume | | | kg | 3.8 | 3.8 | 3.8 | 3.8 |
| Indoor unit | Air flow volume | | CFM | 1647 | 1647 | 1177 | 1354 |
| | | | m³/h | 2800 | 2800 | 2000 | 2300 |
| | ESP | Rated | Pa | 50 | 50 | 0 | 0 |
| | | Range | Pa | 0-200 | 0-200 | 0 | 0 |
| | Sound pressure level (SH/H/M/L) | | dB(A) | 50/45/44/42 | 50/45/44/42 | 54/52/50/48 | 54/53/49/45 |
| | Dimension (W×D×H) | Outline | mm | 1400×700×300 | 1400×700×300 | 840×840×290 | 1570×665×235 |
| | | Package | mm | 1678×808×365 | 1678×808×365 | 963×963×379 | 1729×770×300 |
| | Net weight/Gross weight | | kg | 56/63 | 57/64 | 36/44 | 42/49 |
| Panel | Dimension (W×D×H) | Outline | mm | - | - | 950×950×52 | - |
| | | Package | mm | - | - | 1033×1038×112 | - |
| | Net weight/Gross weight | | kg | - | - | 6.0/9.5 | - |
| Outdoor unit | Sound pressure level | | dB(A) | 60 | 60 | 60 | 60 |
| | Dimension (W×D×H) | Outline | mm | 940×460×820 | 940×460×820 | 940×460×820 | 940×460×820 |
| | | Package | mm | 1083×573×973 | 1083×573×973 | 1083×573×973 | 1083×573×973 |
| | Net weight/Gross weight | | kg | 96/108 | 96/108 | 96/108 | 96/108 |
| Connection pipe | Outer diameter | Liquid | inch(mm) | Φ3/8(9.52) | Φ3/8(9.52) | Φ3/8(9.52) | Φ3/8(9.52) |
| | | Gas | inch(mm) | Φ5/8(15.9) | Φ5/8(15.9) | Φ5/8(15.9) | Φ5/8(15.9) |
| | Max. distance | Height | m | 30 | 30 | 30 | 30 |
| | | Length | m | 75 | 75 | 75 | 75 |
| Loading quantity | | 40'GP/40'HQ | set | 47/53 | 47/53 | 48/53 | 54/62 |

| Model | Outdoor unit | | | GUD125W/A-X | | | |
|---|---|---|---|---|---|---|---|
| | Indoor unit | | | Duct(without water pump) | Duct(with water pump) | Cassette | Floor ceiling |
| | | | | GUD125PH/A-S | GUD125PHS/A-S | GUD125T/A-S | GUD125ZD/A-S |
| Capacity | Cooling | | kW | 12.02 | 12.02 | 12.02 | 12.02 |
| | | | Btu/h | 41000 | 41000 | 41000 | 41000 |
| | Heating | | kW | 14.0 | 14.0 | 14.0 | 14.0 |
| | | | Btu/h | 47800 | 47800 | 47800 | 47800 |
| EER/COP | | | W/W | 2.67/3.26 | 2.67/3.26 | 2.67/3.33 | 2.93/3.41 |
| Power supply | | | V/Ph/Hz | 380-415V 3N~ 50/60Hz | | | |
| Power input | Cooling | | kW | 4.5 | 4.5 | 4.5 | 4.1 |
| | Heating | | kW | 4.3 | 4.3 | 4.2 | 4.1 |
| Current input | Cooling | | A | 7.6 | 7.6 | 7.6 | 7.1 |
| | Heating | | A | 7.4 | 7.4 | 7.2 | 7.1 |
| Refrigerant charge volume | | | kg | 3.4 | 3.4 | 3.4 | 3.4 |
| Indoor unit | Power supply | | V/Ph/Hz | 220-240V ~50/60Hz | | | |
| | Air flow volume | | CFM | 1177 | 1177 | 883 | 942 |
| | | | m³/h | 2000 | 2000 | 1500 | 1600 |
| | ESP | Rated | Pa | 50 | 50 | 0 | 0 |
| | | Range | Pa | 0-150 | 0-150 | 0 | 0 |
| | Sound pressure level (SH/H/M/L) | | dB(A) | 44/42/39/37 | 44/42/39/37 | 50/48/46/42 | 49/47/45/43 |
| | Dimension (W×D×H) | Outline | mm | 1000×700×300 | 1000×700×300 | 840×840×240 | 1200×665×235 |
| | | Package | mm | 1205×813×360 | 1205×813×360 | 963×963×325 | 1363×770×300 |
| | Net weight/Gross weight | | kg | 40/46 | 41/47 | 31/38 | 33/39 |
| Panel | Dimension (W×D×H) | Outline | mm | - | - | 950×950×52 | - |
| | | Package | mm | - | - | 1033×1038×112 | - |
| | Net weight/Gross weight | | kg | - | - | 6.0/9.5 | - |
| Outdoor unit | Sound pressure level | | dB(A) | 58 | 58 | 58 | 58 |
| | Dimension (W×D×H) | Outline | mm | 940×460×820 | 940×460×820 | 940×460×820 | 940×460×820 |
| | | Package | mm | 1083×573×973 | 1083×573×973 | 1083×573×973 | 1083×573×973 |
| | Net weight/Gross weight | | kg | 90/102 | 90/102 | 90/102 | 90/102 |
| Connection pipe | Outer diameter | Liquid | inch(mm) | Φ3/8(9.52) | Φ3/8(9.52) | Φ3/8(9.52) | Φ3/8(9.52) |
| | | Gas | inch(mm) | Φ5/8(15.9) | Φ5/8(15.9) | Φ5/8(15.9) | Φ5/8(15.9) |
| | Max. distance | Height | m | 30 | 30 | 30 | 30 |
| | | Length | m | 65 | 65 | 65 | 65 |
| Loading quantity | | 40'GP/40'HQ | set | 57/57 | 57/57 | 53/62 | 57/68 |

| Model | Outdoor unit | | | GUD140W/A-X | | | |
|---|---|---|---|---|---|---|---|
| | Indoor unit | | | Duct(without water pump) | Duct(with water pump) | Cassette | Floor ceiling |
| | | | | GUD140PH/A-S | GUD140PHS/A-S | GUD140T/A-S | GUD140ZD/A-S |
| Capacity | Cooling | | kW | 14.0 | 14.0 | 14.0 | 14.0 |
| | | | Btu/h | 47800 | 47800 | 47800 | 47800 |
| | Heating | | kW | 15.0 | 15.0 | 15.0 | 15.0 |
| | | | Btu/h | 51200 | 51200 | 51200 | 51200 |
| EER/COP | | | W/W | 2.80/3.41 | 2.80/3.41 | 2.80/3.41 | 2.69/3.41 |
| Power supply | | | V/Ph/Hz | 380-415V 3N~ 50/60Hz | | | |
| Power input | Cooling | | kW | 5.0 | 5.0 | 5.0 | 5.2 |
| | Heating | | kW | 4.4 | 4.4 | 4.4 | 4.4 |
| Current input | Cooling | | A | 8.6 | 8.6 | 8.6 | 8.6 |
| | Heating | | A | 7.6 | 7.6 | 7.6 | 7.6 |
| Refrigerant charge volume | | | kg | 3.7 | 3.7 | 3.7 | 3.7 |
| Indoor unit | Power supply | | V/Ph/Hz | 220-240V ~50/60Hz | | | |
| | Air flow volume | | CFM | 1177 | 1177 | 1059 | 1236 |
| | | | $m^3/h$ | 2000 | 2000 | 1800 | 2100 |
| | ESP | Rated | Pa | 50 | 50 | 0 | 0 |
| | | Range | Pa | 0-150 | 0-150 | 0 | 0 |
| | Sound pressure level (SH/H/M/L) | | dB(A) | 42/40/39/37 | 42/40/39/37 | 51/49/46/42 | 52/50/48/44 |
| | Dimension (W×D×H) | Outline | mm | 1400×700×300 | 1400×700×300 | 840×840×290 | 1570×665×235 |
| | | Package | mm | 1601×813×365 | 1601×813×365 | 963×963×379 | 1729×770×300 |
| | Net weight/Gross weight | | kg | 49/55 | 50/56 | 33/41 | 40/47 |
| Panel | Dimension (W×D×H) | Outline | mm | - | - | 950×950×52 | - |
| | | Package | mm | - | - | 1033×1038×112 | - |
| | Net weight/Gross weight | | kg | - | - | 6.0/9.5 | - |
| Outdoor unit | Sound pressure level | | dB(A) | 59 | 59 | 59 | 59 |
| | Dimension (W×D×H) | Outline | mm | 940×460×820 | 940×460×820 | 940×460×820 | 940×460×820 |
| | | Package | mm | 1083×573×973 | 1083×573×973 | 1083×573×973 | 1083×573×973 |
| | Net weight/Gross weight | | kg | 96/108 | 96/108 | 96/108 | 96/108 |
| Connection pipe | Outer diameter | Liquid | inch(mm) | Φ3/8(9.52) | Φ3/8(9.52) | Φ3/8(9.52) | Φ3/8(9.52) |
| | | Gas | inch(mm) | Φ5/8(15.9) | Φ5/8(15.9) | Φ5/8(15.9) | Φ5/8(15.9) |
| | Max. distance | Height | m | 30 | 30 | 30 | 30 |
| | | Length | m | 75 | 75 | 75 | 75 |
| Loading quantity | | 40'GP/40'HQ | set | 47/53 | 47/53 | 48/53 | 54/62 |

| Model | Outdoor unit | | | GUD160W/A-X | | | |
|---|---|---|---|---|---|---|---|
| | Indoor unit | | | Duct(without water pump) | Duct(with water pump) | Cassette | Floor ceiling |
| | | | | GUD160PH/A-S | GUD160PHS/A-S | GUD160T/A-S | GUD160ZD/A-S |
| Capacity | Cooling | | kW | 15.6 | 15.6 | 15.0 | 15.4 |
| | | | Btu/h | 53200 | 53200 | 51200 | 52500 |
| | Heating | | kW | 17.0 | 17.0 | 17.0 | 17.0 |
| | | | Btu/h | 58000 | 58000 | 58000 | 58000 |
| EER/COP | | | W/W | 2.89/3.54 | 2.89/3.54 | 2.88/3.62 | 2.96/3.54 |
| Power supply | | | V/Ph/Hz | 380-415V 3N~ 50/60Hz | | | |
| Power input | Cooling | | kW | 5.4 | 5.4 | 5.2 | 5.2 |
| | Heating | | kW | 4.8 | 4.8 | 4.7 | 4.8 |
| Current input | Cooling | | A | 9.4 | 9.4 | 9.0 | 9.0 |
| | Heating | | A | 8.4 | 8.4 | 8.2 | 8.4 |
| Refrigerant charge volume | | | kg | 3.8 | 3.8 | 3.8 | 3.8 |
| Indoor unit | Power supply | | V/Ph/Hz | 220-240V ~50/60Hz | | | |
| | Air flow volume | | CFM | 1647 | 1647 | 1177 | 1354 |
| | | | $m^3/h$ | 2800 | 2800 | 2000 | 2300 |
| | ESP | Rated | Pa | 50 | 50 | 0 | 0 |
| | | Range | Pa | 0-200 | 0-200 | 0 | 0 |
| | Sound pressure level (SH/H/M/L) | | dB(A) | 50/45/44/42 | 50/45/44/42 | 54/52/50/48 | 54/53/49/45 |
| | Dimension (W×D×H) | Outline | mm | 1400×700×300 | 1400×700×300 | 840×840×290 | 1570×665×235 |
| | | Package | mm | 1678×808×365 | 1678×808×365 | 963×963×379 | 1729×770×300 |
| | Net weight/Gross weight | | kg | 56/63 | 57/64 | 36/44 | 42/49 |
| Panel | Dimension (W×D×H) | Outline | mm | - | - | 950×950×52 | - |
| | | Package | mm | - | - | 1033×1038×112 | - |
| | Net weight/Gross weight | | kg | - | - | 6.0/9.5 | - |
| Outdoor unit | Sound pressure level | | dB(A) | 60 | 60 | 60 | 60 |
| | Dimension (W×D×H) | Outline | mm | 940×460×820 | 940×460×820 | 940×460×820 | 940×460×820 |
| | | Package | mm | 1083×573×973 | 1083×573×973 | 1083×573×973 | 1083×573×973 |
| | Net weight/Gross weight | | kg | 100/112 | 100/112 | 100/112 | 100/112 |
| Connection pipe | Outer diameter | Liquid | inch(mm) | Φ3/8(9.52) | Φ3/8(9.52) | Φ3/8(9.52) | Φ3/8(9.52) |
| | | Gas | inch(mm) | Φ5/8(15.9) | Φ5/8(15.9) | Φ5/8(15.9) | Φ5/8(15.9) |
| | Max. distance | Height | m | 30 | 30 | 30 | 30 |
| | | Length | m | 75 | 75 | 75 | 75 |
| Loading quantity | | 40'GP/40'HQ | set | 47/53 | 47/53 | 48/53 | 54/62 |

## Control System Lineup

| Controlling system \ Product series | | | Duct type | Cassette type | Floor ceiling type |
|---|---|---|---|---|---|
| Wired controller | XK117 |  | ● | ○ | ○ |
| | XE70-13/G2 |  | ○ | ○ | ○ |
| | XE71-42/G *1 |  | ○ | ○ | ○ |
| Remote controller | YAW1F9 (WiFi) |  | ○ | ○ | ○ |
| | YAP1F6（WIFI） |  | ○ | ● | ● |
| WIFI module (G-Cloud)*2 | ME31-00/C4<br>ME31-00/C6 |  | ○ | ○ | ○ |
| MODBUS gateway | ME50-00/EG(M) |  | ○ | ○ | ○ |
| Centralized controller (up to 36 indoor units) | CE52-24/F(C) |  | ○ | ○ | ○ |
| Dry contact gateway (extended function board)*3 | ME30-42/E1 |  | ○ | ○ | ○ |
| Door controller | MK03 |  | ○ | ○ | ○ |

Note:

● means standard, ○ means optional.

*1: Controller for cooling only

*2: This WIFI module is only for EU market. For detailed information, please confirm it with the sales representatives.

*3: Function: ON/OFF input control, mode input control, emergency stop input control, error output, cold plasma control, fresh air control.

# Big Duct Type Unit

INVERTER R410A

## High Capacity Series

It is a kind of split system that can be connected with air duct to realize cooling/heating in subdivided area.



20/25/30kW

40/50/60kW*

*: If the capacity of outdoor unit is 40/50/60kW, two outdoor units are needed for the operation of one indoor unit.

Intelligent defrosting | Compact design | Comprehensive protection | Self-diagnosis | Wide operation range | Long connection pipe design | High efficiency

》 DC inverter for high efficiency and energy saving.

》 High static units for longer ducted runs.

》 ESP is up to 250Pa*.

》 Indoor fan can be adjusted according to the static pressure of air duct installed by customers*.

*: This function is only fit for 20~40kW product models.

| Item | Nominal operating condition (temperature) | | | | Operating range (temperature) |
|---|---|---|---|---|---|
| | Outdoor condition | | Indoor condition | | Outdoor condition |
| | DB (℃) | WB (℃) | DB (℃) | WB (℃) | DB (℃) |
| Cooling | 35 | 24 | 27 | 19 | -7~48 |
| Heating | 7 | 6 | 20 | 15 | -15~24 |

## Specifications

| Model | | | | FGR20Pd/DNa-X | FGR25Pd/DNa-X | FGR30Pd/DNa-X | FGR40Pd/D(2)Na-X | FGR50Pd/D(2)Na-M | FGR60Pd/D(2)Na-M |
|---|---|---|---|---|---|---|---|---|---|
| Capacity | Cooling | | kW | 20.0 | 25.0 | 30.0 | 40.0 | 50.0 | 60.0 |
| | Heating | | kW | 22.0 | 27.5 | 33.0 | 43.0 | 53.0 | 64.0 |
| EER | | | W/W | 2.56 | 2.65 | 2.65 | 2.59 | 2.30 | 2.22 |
| COP | | | W/W | 3.14 | 3.10 | 3.20 | 3.10 | 2.80 | 3.08 |
| Power supply | | | V/Ph/Hz | 380-415V 3N~50/60Hz | | | | 380-415V 3N~50Hz | |
| Power input | Cooling | | kW | 7.80 | 9.44 | 11.30 | 15.45 | 21.70 | 27.00 |
| | Heating | | kW | 7.00 | 8.87 | 10.30 | 13.85 | 18.90 | 20.80 |
| Current input | Cooling | | A | 16.50 | 18.90 | 22.70 | 27.80 | 33.00 | 48.30 |
| | Heating | | A | 15.60 | 17.20 | 20.70 | 26.40 | 28.70 | 37.20 |
| Refrigerant charge volume | | | kg | 6.4 | 8.0 | 9.5 | 6.4×2 | 8.0×2 | 9.5×2 |
| Indoor unit | Model | | | FGR20Pd/DNa-X(I) | FGR25Pd/DNa-X(I) | FGR30Pd/DNa-X(I) | FGR40Pd/D(2)Na-X(I) | FGR50Pd/D(2)Na-M(I) | FGR60Pd/D(2)Na-M(I) |
| | Airflow volume | | CFM | 2177 | 2472 | 3060 | 4120 | 5296 | 6356 |
| | | | $m^3/h$ | 3700 | 4200 | 5200 | 7000 | 9000 | 10800 |
| | ESP | Rated | Pa | 120 | 120 | 120 | 120 | 160 | 160 |
| | | Range | Pa | 0-250 | 0-250 | 0-250 | 0-250 | - | - |
| | Sound pressure level | | dB(A) | 52 | 53 | 55 | 56 | 60 | 62 |
| | Dimension (W×D×H) | Outline | mm | 1315×760×385 | 1520×840×450 | 1520×840×450 | 1680×900×650 | 1900×1100×700 | 1900×1100×850 |
| | | Package | mm | 1578×883×472 | 1788×988×580 | 1788×988×580 | 1923×1153×850 | 2123×1493×900 | 2123×1493×1055 |
| | Net Weight/Gross weight | | kg | 82/104 | 99/134 | 105/145 | 165/210 | 255/330 | 270/350 |
| Outdoor unit | Model | | | FGR20Pd/DNa-X(O) | FGR25Pd/DNa-X(O) | FGR30Pd/DNa-X(O) | FGR20Pd/DNa-X(O)×2 | FGR25Pd/DNa-M(O)×2 | FGR30Pd/DNa-M(O)×2 |
| | Sound pressure level | | dB(A) | 62 | 63 | 65 | 62* | 63* | 65* |
| | Dimension (W×D×H) | Outline | mm | 940×320×1430 | 940×460×1615 | 940×460×1615 | (940×320×1430)×2 | (940×460×1615)×2 | (940×460×1615)×2 |
| | | Package | mm | 1038×438×1580 | 1038×578×1765 | 1038×578×1765 | (1038×438×1580)×2 | (1038×578×1765)×2 | (1038×578×1765)×2 |
| | Net weight/Gross weight | | kg | 120/130 | 146/162 | 175/190 | (120/130)×2 | (155/168)×2 | (188/203)×2 |
| Connection pipe | Outer diameter | Liquid | Inch(mm) | 3/8"(9.52) | 3/8"(9.52) | 1/2"(12.7) | 3/8"(9.52)×2 | 3/8"(9.52)×2 | 1/2"(12.7)×2 |
| | | Gas | Inch(mm) | 3/4"(19.05) | 7/8"(22.2) | 1"(25.4) | 3/4"(19.05)×2 | 7/8"(22.2)×2 | 1"(25.4)×2 |
| | Max. distance | Height | m | 30 | 30 | 30 | 30 | 30 | 30 |
| | | Length | m | 70 | 70 | 70 | 70 | 70 | 70 |
| Loading quantity | 20'GP/40'GP/40'HQ | | set | 15/35/41 | 12/28/28 | 12/28/28 | 8/16/16 | 4/10/10 | 4/10/10 |

* Single unit's noise value.

## Control System Lineup

| Controlling system | Model | Outlook | Duct split unit |
|---|---|---|---|
| Wired controller | XK46 |  | ● |
| Remote controller | YAP1F |  | ○ |

Note:● means standard,○ means optional.

# Big Duct Type Unit

INVERTER R410A

## Cooling Only

UMLD400 inverter unit; UML 500 and UML 600 fixed-speed unit.


40kW

50/60kW

Washable filter | Inner groove copper | High ESP | ℃/℉ switch | Quality motor | Easier maintainability

》Factory installed crankcase heater, improved compressor reliability in low ambient temperature.

》Golden fin pre-coated condenser coils, improved durability in the corrosive environments.

》Precision EXV refrigerant metering, optimum running in the whole operating range.

| Item | Nominal operating condition (temperature) | | | | Operation range (temperature) |
|---|---|---|---|---|---|
| | Outdoor condition | | Indoor condition | | Outdoor condition |
| | DB (℃) | WB (℃) | DB (℃) | WB (℃) | DB (℃) |
| Cooling | 35 | 24 | 27 | 19 | 18~48 |

## Specifications

| Model (Indoor unit/Outdoor unit) | | | | UMD400PH/A-M(P) | UM500PH/A-M(P) | UM600PH/A-M(P) |
|---|---|---|---|---|---|---|
| | | | | UMLD400W/A-M(P) | UML500H/A-M(P) | UML600H/A-M(P) |
| Capacity | Cooling | | kW | 38.1 | 47.7 | 56.5 |
| EER | | | W/W | 2.12 | 2.14 | 2.02 |
| Power supply | | | V/Ph/Hz | 380-415V 3N~50/60Hz | 380V 3N~50Hz | |
| Power input | Cooling | | kW | 18.00 | 22.25 | 28.00 |
| Current input | Cooling | | A | 28.79 | 39.77 | 50.05 |
| Refrigerant charge volume | | | kg | 11.1 | 13.0 | 18.0 |
| Indoor unit | Airflow volume | | CFM | 4120 | 5297 | 6356 |
| | | | $m^3/h$ | 7000 | 9000 | 10800 |
| | ESP | Rated | Pa | 200 | 230 | 200 |
| | | Range | Pa | 0~250 | - | - |
| | Sound pressure level | | dB(A) | 56 | 62 | 63 |
| | Dimension (W×D×H) | Outline | mm | 1550×850×550 | 1900×850×706 | 1900×850×706 |
| | | Package | mm | 1813×1074×855 | 2163×1078×895 | 2163×1078×895 |
| | Net weight/Gross weight | | kg | 155/205 | 230/293 | 230/293 |
| Outdoor unit | Sound pressure level | | dB(A) | 66 | 67 | 68 |
| | Dimension (W×D×H) | Outline | mm | 940×460×1615 | 1340×765×1740 | 1340×765×1740 |
| | | Package | mm | 1038×578×1765 | 1420×840×1910 | 1420×840×1910 |
| | Net weight/Gross weight | | kg | 180/193 | 350/365 | 380 / 395 |
| Connection pipe | Outer diameter | Liquid | Inch(mm) | 1/2"(12.7) | 5/8"(15.9) | 5/8"(15.9) |
| | | Gas | Inch(mm) | 1"(25.4) | 1-3/8"(34.9) | 1-3/8"(34.9) |
| | Max. distance | Height | m | 30 | 30 | 30 |
| | | Length | m | 50 | 50 | 50 |
| Loading quantity | 20'GP/40'GP/40'HQ | | set | 6/14/18 | 4/10/10 | 4/10/10 |

## Control System Lineup

| Controlling system | Model | Outlook | Duct split unit |
|---|---|---|---|
| Wired controller | XK46 |  | ● |
| Wireless remote controller | YAP1F |  | ○ |

Note:
● means standard, ○ means optional.

# MULTI VRF

GMV6
GMV6 HR
GMV5
GMV5E
GMV5 Mini & Slim
GMV5 Max
GMV5 HR
GMV5 CP
GMV5 Home
GMV Water
Indoor Units
Control System
Energy Recovery Ventilation (ERV)

# GMV6

INVERTER R410A

## DC Inverter Multi VRF Unit (R410A, Inverter)

Gree new generation modular all inverter VRF unit GMV6 adopts world-leading CAN+ communication technology, energy-saving technology, high-efficiency smart control and other innovative technologies. This unit is also with new generation smart management control solution as well as clean and healthy fresh air solution. It enables excellent energy conservation, comfort and stability.


- Adopt high-efficiency EVI system design； the compressor matches with the complete unit perfectly;
- Adopt new-type big air volume blade. The S-shaped"trailing edge design effectively increase the work area of blade to greatly enhance the air volume;
- Adopt new HPAC modular control method. It can smartly adjust the distribution method according to indoor load requirements to ensure the service life of the whole module and improve the overall energy efficiency;
- Connect ERV or ERV+DX COIL to effectively remove particulate pollutant for improving indoor air quality;
- Provide comprehensive solution of smart management system; it enables distributed networking for satisfying LAN and WAN; support Modbus, BACnet, KNX and multiple protocols;
- Air-makeup enthalpy-adding compressor design is applied for stronger cooling and heating performance and wider operation range from -30 ℃~55℃;
- Engineering design is more flexible. The external static pressure is improved by 35%, reaching 110Pa. Maximum connectable indoor unit quantity of single system is improved by 25%, reaching 80 sets (It needs engineering custom if there are more than 80 indoor units and the engineering custom is available for 100 indoor units at the most) ;
- With compact unit body design, new generation 12HP model saves floor area by 29% compared with the last generation model;
- New refrigerant and refrigeration oil circular design, and air-makeup enthalpy-adding circulation are adopted for better performances in high-temperature cooling and low-temperature heating and more reliable operation.

CE

| Item | Nominal operating condition (temperature) | | | | Operation range (temperature) |
|---|---|---|---|---|---|
| | Outdoor condition | | Indoor condition | | Outdoor condition |
| | DB (℃) | WB (℃) | DB (℃) | WB (℃) | DB (℃) |
| Cooling | 35 | 24 | 27 | 19 | -15*1~55*2 |
| Heating | 7 | 6 | 20 | 15 | -30~24 |

*1: Cooling at -15~-5℃ is conditional. Please inquire our engineers for more information. Generally, the lowest operating temperature for cooling is -5℃.
*2: The maximum operation temperature of GMV-**WM/G-X series is 52℃.

## GMV6 Outdoor Unit Lineup (380-415V, 3N~50/60Hz)

| HP | Model | GMV-224WM/G-X | GMV-280WM/G-X | GMV-335WM/G-X | GMV-400WM/G-X | GMV-450WM/G-X | GMV-504WM/G-X | GMV-560WM/G-X | GMV-615WM/G-X | GMV-680WM/G-X |
|---|---|---|---|---|---|---|---|---|---|---|
| 8 | GMV-224WM/G-X | ● | | | | | | | | |
| 10 | GMV-280WM/G-X | | ● | | | | | | | |
| 12 | GMV-335WM/G-X | | | ● | | | | | | |
| 14 | GMV-400WM/G-X | | | | ● | | | | | |
| 16 | GMV-450WM/G-X | | | | | ● | | | | |
| 18 | GMV-504WM/G-X | | | | | | ● | | | |
| 20 | GMV-560WM/G-X | | | | | | | ● | | |
| 22 | GMV-615WM/G-X | | | | | | | | ● | |
| 24 | GMV-680WM/G-X | | | | | | | | | ● |
| 26 | GMV-735WM/G-X | | | ● | ● | | | | | |
| 28 | GMV-785WM/G-X | | | ● | | ● | | | | |
| 30 | GMV-839WM/G-X | | | ● | | | ● | | | |
| 32 | GMV-895WM/G-X | | ● | | | | | | ● | |
| 34 | GMV-950WM/G-X | | | ● | | | | | ● | |
| 36 | GMV-1015WM/G-X | | | | ● | | | | ● | |
| 38 | GMV-1064WM/G-X | | | | | | ● | ● | | |
| 40 | GMV-1119WM/G-X | | | | | | ● | | ● | |
| 42 | GMV-1175WM/G-X | | | | | | | ● | ● | |
| 44 | GMV-1230WM/G-X | | | | | | | | ●● | |
| 46 | GMV-1295WM/G-X | | | | | | | | ● | ● |
| 48 | GMV-1360WM/G-X | | | | | | | | | ●● |
| 50 | GMV-1399WM/G-X | | | ● | | | ● | ● | | |
| 52 | GMV-1455WM/G-X | | ● | | | | | ● | ● | |
| 54 | GMV-1510WM/G-X | | ● | | | | | | ●● | |
| 56 | GMV-1565WM/G-X | | | ● | | | | | ●● | |
| 58 | GMV-1623WM/G-X | | | | | | ●● | | ● | |
| 60 | GMV-1679WM/G-X | | | | | | ● | ● | ● | |
| 62 | GMV-1734WM/G-X | | | | | | ● | | ●● | |
| 64 | GMV-1790WM/G-X | | | | | | | ● | ●● | |
| 66 | GMV-1845WM/G-X | | | | | | | | ●●● | |
| 68 | GMV-1910WM/G-X | | | | | | | | ●● | ● |
| 70 | GMV-1975WM/G-X | | | | | | | | ● | ●● |
| 72 | GMV-2040WM/G-X | | | | | | | | | ●●● |
| 74 | GMV-2069WM/G-X | | | ● | | | ● | | ●● | |
| 76 | GMV-2129WM/G-X | | | | | ● | ● | ● | ● | |
| 78 | GMV-2190WM/G-X | | | | ● | | | ● | ●● | |
| 80 | GMV-2245WM/G-X | | | | ● | | | | ●●● | |
| 82 | GMV-2295WM/G-X | | | | | | | ●●● | ● | |
| 84 | GMV-2350WM/G-X | | | | | | | ●● | ●● | |
| 86 | GMV-2414WM/G-X | | | | | | ● | | ●● | ● |
| 88 | GMV-2470WM/G-X | | | | | | | ● | ●● | ● |
| 90 | GMV-2525WM/G-X | | | | | | | | ●●● | ● |
| 92 | GMV-2590WM/G-X | | | | | | | | ●● | ●● |
| 94 | GMV-2655WM/G-X | | | | | | | | ● | ●●● |
| 96 | GMV-2720WM/G-X | | | | | | | | | ●●●● |

## GMV6 Outdoor Unit Lineup (380-415V, 3N~50/60Hz)

| Model | GMV-224WM/H-X | GMV-280WM/H-X | GMV-335WM/H-X | GMV-400WM/H-X | GMV-450WM/H-X | GMV-504WM/H-X | GMV-560WM/H-X | GMV-615WM/H-X |
|---|---|---|---|---|---|---|---|---|
| GMV-224WM/H-X | ● | | | | | | | |
| GMV-280WM/H-X | | ● | | | | | | |
| GMV-335WM/H-X | | | ● | | | | | |
| GMV-400WM/H-X | | | | ● | | | | |
| GMV-450WM/H-X | | | | | ● | | | |
| GMV-504WM/H-X | | | | | | ● | | |
| GMV-560WM/H-X | | | | | | | ● | |
| GMV-615WM/H-X | | | | | | | | ● |
| GMV-680WM/H-X | | ● | | ● | | | | |
| GMV-730WM/H-X | | ● | | | ● | | | |
| GMV-784WM/H-X | | ● | | | | ● | | |
| GMV-840WM/H-X | | ● | | | | | ● | |
| GMV-895WM/H-X | | ● | | | | | | ● |
| GMV-950WM/H-X | | | ● | | | | | ● |
| GMV-1015WM/H-X | | | | ● | | | | ● |
| GMV-1065WM/H-X | | | | | ● | | | ● |
| GMV-1119WM/H-X | | | | | | ● | | ● |
| GMV-1175WM/H-X | | | | | | | ● | ● |
| GMV-1230WM/H-X | | | | | | | | ●● |
| GMV-1290WM/H-X | | ● | | | ● | | ● | |
| GMV-1345WM/H-X | | ● | | | ● | | | ● |
| GMV-1400WM/H-X | | | ● | | ● | | | ● |
| GMV-1455WM/H-X | | ● | | | | | ● | ● |
| GMV-1510WM/H-X | | ● | | | | | | ●● |
| GMV-1565WM/H-X | | | ● | | | | | ●● |
| GMV-1630WM/H-X | | | | ● | | | | ●● |
| GMV-1680WM/H-X | | | | | ● | | | ●● |
| GMV-1734WM/H-X | | | | | | ● | | ●● |
| GMV-1790WM/H-X | | | | | | | ● | ●● |
| GMV-1845WM/H-X | | | | | | | | ●●● |
| GMV-1905WM/H-X | | ● | | | ● | | ● | ● |
| GMV-1959WM/H-X | | ● | | | | ● | ● | ● |
| GMV-2015WM/H-X | | ● | | | | | ●● | ● |
| GMV-2070WM/H-X | | ● | | | | | ● | ●● |
| GMV-2125WM/H-X | | ● | | | | | | ●●● |
| GMV-2180WM/H-X | | | ● | | | | | ●●● |
| GMV-2245WM/H-X | | | | ● | | | | ●●● |
| GMV-2295WM/H-X | | | | | ● | | | ●●● |
| GMV-2349WM/H-X | | | | | | ● | | ●●● |
| GMV-2405WM/H-X | | | | | | | ● | ●●● |
| GMV-2460WM/H-X | | | | | | | | ●●●● |

## GMV6 (380-415V, 3N~50/60Hz)

| Model | | | GMV-224WM/G-X | GMV-280WM/G-X | GMV-335WM/G-X | GMV-400WM/G-X | GMV-450WM/G-X |
|---|---|---|---|---|---|---|---|
| Capacity range | | HP | 8 | 10 | 12 | 14 | 16 |
| Capacity | Cooling | kW | 22.4 | 28.0 | 33.5 | 40.0 | 45.0 |
| | Heating | kW | 25.0 | 31.5 | 37.5 | 45.0 | 50.0 |
| EER | | W/W | 4.48 | 4.52 | 4.35 | 4.35 | 4.17 |
| COP | | W/W | 5.21 | 5.34 | 4.81 | 4.74 | 4.67 |
| Power supply | | V/Ph/Hz | 380-415V 3N~ 50/60Hz | 380-415V 3N~ 50/60Hz | 380-415V 3N~ 50/60Hz | 380-415V 3N~ 50/60Hz | 380-415V 3N~ 50/60Hz |
| Min. circuit/Max. fuse current | | A | 23.0/25.0 | 23.5/25.0 | 24.1/25.0 | 32.5/40.0 | 33.5/40.0 |
| Power consumption | Cooling | kW | 5.00 | 6.20 | 7.70 | 9.20 | 10.80 |
| | Heating | kW | 4.80 | 5.90 | 7.80 | 9.50 | 10.70 |
| Maximum drive IDU NO. | | unit | 13 | 16 | 19 | 23 | 26 |
| Refrigerant charge volume | | kg | 5.5 | 5.5 | 5.7 | 7.0 | 7.5 |
| Sound pressure level | | dB(A) | 56 | 57 | 59 | 59 | 60 |
| Connecting pipe | Liquid | mm | Φ9.52 | Φ9.52 | Φ12.7 | Φ12.7 | Φ12.7 |
| | Gas | mm | Φ19.05 | Φ22.2 | Φ25.4 | Φ25.4 | Φ28.6 |
| Dimension (W×D×H) | Outline | mm | 930×775×1690 | 930×775×1690 | 930×775×1690 | 1340×775×1690 | 1340×775×1690 |
| | Package | mm | 1000×830×1855 | 1000×830×1855 | 1000×830×1855 | 1400×830×1855 | 1400×830×1855 |
| Net weight/Gross weight | | kg | 215/225 | 215/225 | 220/230 | 290/305 | 290/305 |
| Loading quantity | 40' GP | unit | 28 | 28 | 28 | 22 | 22 |
| | 40' HQ | unit | 28 | 28 | 28 | 22 | 22 |

| Model | | | GMV-504WM/G-X | GMV-560WM/G-X | GMV-615WM/G-X | GMV-680WM/G-X |
|---|---|---|---|---|---|---|
| Capacity range | | HP | 18 | 20 | 22 | 24 |
| Capacity | Cooling | kW | 50.4 | 56.0 | 61.5 | 68.0 |
| | Heating | kW | 56.5 | 63.0 | 69.0 | 76.5 |
| EER | | W/W | 4.10 | 4.06 | 3.80 | 3.32 |
| COP | | W/W | 4.38 | 4.81 | 4.08 | 3.81 |
| Power supply | | V/Ph/Hz | 380-415V 3N~50/60Hz | 380-415V 3N~50/60Hz | 380-415V 3N~50/60Hz | 380-415V 3N~50/60Hz |
| Min. circuit/Max. fuse current | | A | 47/50 | 48/50 | 49/50 | 49/50 |
| Power consumption | Cooling | kW | 12.30 | 13.80 | 16.20 | 20.50 |
| | Heating | kW | 12.90 | 13.10 | 16.90 | 20.10 |
| Maximum drive IDU NO. | | unit | 29 | 33 | 36 | 39 |
| Refrigerant charge volume | | kg | 8.0 | 8.0 | 8.3 | 8.3 |
| Sound pressure level | | dB(A) | 61 | 62 | 63 | 64 |
| Connecting pipe | Liquid | mm | Φ15.9 | Φ15.9 | Φ15.9 | Φ15.9 |
| | Gas | mm | Φ28.6 | Φ28.6 | Φ28.6 | Φ28.6 |
| Dimension (W×D×H) | Outline | mm | 1340×775×1690 | 1340×775×1690 | 1340×775×1690 | 1340×775×1690 |
| | Package | mm | 1400×830×1855 | 1400×830×1855 | 1400×830×1855 | 1400×830×1855 |
| Net weight/Gross weight | | kg | 295/310 | 350/365 | 350/365 | 355/370 |
| Loading quantity | 40' GP | unit | 22 | 22 | 22 | 22 |
| | 40' HQ | unit | 22 | 22 | 22 | 22 |

| Model | | | GMV-224WM/H-X | GMV-280WM/H-X | GMV-335WM/H-X | GMV-400WM/H-X | GMV-450WM/H-X | GMV-504WM/H-X | GMV-560WM/H-X | GMV-615WM/H-X |
|---|---|---|---|---|---|---|---|---|---|---|
| Capacity range | | HP | 8 | 10 | 12 | 14 | 16 | 18 | 20 | 22 |
| Cooling capacity | Rated * | kW | 22.4 | 28 | 33.5 | 40 | 45 | 50.4 | 56 | 61.5 |
| Heating capacity | Rated * | kW | 16.2 | 16.2 | 18.5 | 23.5 | 23.5 | 31 | 31 | 33 |
| | Max. | kW | 25 | 31.5 | 37.5 | 45 | 50 | 56.5 | 63 | 69 |
| SEER | Ducted * | - | 7.7 | 6.85 | 6.55 | 6.89 | 6.6 | 6.95 | 6.32 | 5.74 |
| | Cassette * | - | 7.36 | 6.2 | 7.20 | 6.74 | 6.36 | 6.56 | 5.65 | 5.56 |
| SCOP | Ducted * | - | 5.48 | 5.48 | 5.74 | 5.15 | 5.15 | 4.13 | 4.13 | 4.32 |
| | Cassette * | - | 4.75 | 4.75 | 4.84 | 4.44 | 4.44 | 3.71 | 3.71 | 3.55 |
| Power supply | | V/Ph/Hz | 380-415V 3N~50/60Hz | | | | | | | |
| Min. circuit/Max. Fuse current | | A | 23.0/25 | 23.5/25 | 24.1/25 | 37.5/40 | 39.3/40 | 47.0/50 | 48.0/50 | 49.0/50 |
| Max. input power | | kW | 12.87 | 13.15 | 13.50 | 21.00 | 22.00 | 26.30 | 26.85 | 27.41 |
| Maximum drive IDU NO. | | unit | 13 | 16 | 19 | 23 | 26 | 29 | 33 | 36 |
| Refrigerant charge volume | | kg | 5.5 | 5.5 | 7.5 | 7.5 | 7.5 | 8.3 | 8.3 | 8.3 |
| Sound pressure level(Cooling) | | dB(A) | 56 | 57 | 59 | 59 | 60 | 61 | 62 | 63 |
| Sound power level(Cooling) | Ducted * | dB(A) | 81 | 83 | 88 | 85 | 89 | 93 | 93 | 94 |
| | Cassette * | dB(A) | 81 | 86 | 88 | 88 | 93 | 88 | 94 | 94 |
| Connecting pipe | Liquid | mm | Φ9.52 | Φ9.52 | Φ12.7 | Φ12.7 | Φ12.7 | Φ15.9 | Φ15.9 | Φ15.9 |
| | Gas | mm | Φ19.05 | Φ22.2 | Φ25.4 | Φ25.4 | Φ28.6 | Φ28.6 | Φ28.6 | Φ28.6 |
| Dimension(W×D×H) | Outline | mm | 930×775×1690 | 930×775×1690 | 930×775×1690 | 1340×775×1690 | 1340×775×1690 | 1340×775×1690 | 1340×775×1690 | 1340×775×1690 |
| | Package | mm | 1000×830×1855 | 1000×830×1855 | 1000×830×1855 | 1400×830×1855 | 1400×830×1855 | 1400×830×1855 | 1400×830×1855 | 1400×830×1855 |
| Net weight/Gross weight | | kg | 220/230 | 220/230 | 240/250 | 300/315 | 300/315 | 350/365 | 350/365 | 355/370 |
| Loading quantity | 20' GP | unit | 12 | 12 | 12 | 10 | 10 | 10 | 10 | 10 |
| | 40' GP | unit | 28 | 28 | 28 | 22 | 22 | 22 | 22 | 22 |
| | 40' HQ | unit | 28 | 28 | 28 | 22 | 22 | 22 | 22 | 22 |

Note: The data is Eurovent certified.

# Specifications of ODU Combinations

| Model | Power supply | Capacity | | Power comsumption | | Dimensiong (W×D×H) | Sound pressure | Connection pipe | | Min. circuit current | Max. fuse current | Net weight |
|---|---|---|---|---|---|---|---|---|---|---|---|---|
| | | Cooling | Heating | Cooling | Heating | | | Liquid | Gas | | | |
| | V/Ph/Hz | kW | kW | kW | kW | mm | dB(A) | mm | mm | A | A | kg |
| GMV-735WM/G-X | 380-415V 3N~ 50/60Hz | 73.5 | 82.5 | 7.7+9.2 | 7.8+9.5 | (930×775×1690)+ (1340×775×1690) | 62 | Φ19.05 | Φ31.8 | 24.1+32.5 | 25+40 | 220+290 |
| GMV-785WM/G-X | | 78.5 | 87.5 | 7.7+10.8 | 7.8+10.7 | (930×775×1690)+ (1340×775×1690) | 63 | Φ19.05 | Φ31.8 | 24.1+33.5 | 25+40 | 220+290 |
| GMV-839WM/G-X | | 83.9 | 94 | 7.7+12.3 | 7.8+12.9 | (930×775×1690)+ (1340×775×1690) | 64 | Φ19.05 | Φ31.8 | 24.1+47 | 25+50 | 220+295 |
| GMV-895WM/G-X | | 89.5 | 100.5 | 6.2+16.2 | 5.9+16.9 | (930×775×1690)+ (1340×775×1690) | 64 | Φ19.05 | Φ31.8 | 23.5+49 | 25+50 | 215+350 |
| GMV-950WM/G-X | | 95 | 106.5 | 7.7+16.2 | 7.8+16.9 | (930×775×1690)+ (1340×775×1690) | 65 | Φ19.05 | Φ31.8 | 24.1+49 | 25+50 | 220+350 |
| GMV-1015WM/G-X | | 101.5 | 114 | 9.2+16.2 | 9.5+16.9 | (1340×775×1690)×2 | 65 | Φ19.05 | Φ38.1 | 32.5+49 | 40+50 | 290+350 |
| GMV-1064WM/G-X | | 106.4 | 119.5 | 12.3+13.8 | 12.9+13.1 | (1340×775×1690)×2 | 65 | Φ19.05 | Φ38.1 | 47+48 | 50+50 | 295+350 |
| GMV-1119WM/G-X | | 111.9 | 125.5 | 12.3+16.2 | 12.9+16.9 | (1340×775×1690)×2 | 65 | Φ19.05 | Φ38.1 | 47+49 | 50+50 | 295+350 |
| GMV-1175WM/G-X | | 117.5 | 132 | 13.8+16.2 | 13.1+16.9 | (1340×775×1690)×2 | 65 | Φ19.05 | Φ38.1 | 48+49 | 50+50 | 350+350 |
| GMV-1230WM/G-X | | 123 | 138 | 16.2+16.2 | 16.9+16.9 | (1340×775×1690)×2 | 65 | Φ19.05 | Φ38.1 | 49+49 | 50+50 | 350+350 |
| GMV-1295WM/G-X | | 129.5 | 145.5 | 16.2+20.5 | 16.9+20.1 | (1340×775×1690)×2 | 65 | Φ19.05 | Φ38.1 | 49+49 | 50+50 | 350+355 |
| GMV-1360WM/G-X | | 136 | 153 | 20.5+20.5 | 20.1+20.1 | (1340×775×1690)×2 | 65 | Φ19.05 | Φ41.3 | 49+49 | 50+50 | 355+355 |
| GMV-1399WM/G-X | | 139.9 | 157 | 7.7+12.3+13.8 | 7.8+12.9+13.1 | (930×775×1690)+ (1340×775×1690)×2 | 66 | Φ19.05 | Φ41.3 | 24.1+47+48 | 25+50+50 | 220+295+350 |
| GMV-1455WM/G-X | | 145.5 | 163.5 | 6.2+13.8+16.2 | 5.9+13.1+16.9 | (930×775×1690)+ (1340×775×1690)×2 | 66 | Φ19.05 | Φ41.3 | 23.5+48+49 | 25+50+50 | 215+350+350 |
| GMV-1510WM/G-X | | 151 | 169.5 | 6.2+16.2+16.2 | 5.9+16.9+16.9 | (930×775×1690)+ (1340×775×1690)×2 | 67 | Φ19.05 | Φ41.3 | 23.5+49+49 | 25+50+50 | 215+350+350 |
| GMV-1565WM/G-X | | 156.5 | 175.5 | 7.7+16.2+16.2 | 7.8+16.9+16.9 | (930×775×1690)+ (1340×775×1690)×2 | 67 | Φ19.05 | Φ41.3 | 24.1+49+49 | 25+50+50 | 220+350+350 |
| GMV-1623WM/G-X | | 162.3 | 182 | 12.3+12.3+16.2 | 12.9+12.9+16.9 | (1340×775×1690)×3 | 67 | Φ19.05 | Φ41.3 | 47+47+49 | 50+50+50 | 295+295+350 |
| GMV-1679WM/G-X | | 167.9 | 188.5 | 12.3+13.8+16.2 | 12.3+13.1+16.9 | (1340×775×1690)×3 | 67 | Φ19.05 | Φ41.3 | 47+48+49 | 50+50+50 | 295+350+350 |
| GMV-1734WM/G-X | | 173.4 | 194.5 | 12.3+16.2+16.2 | 12.9+16.9+16.9 | (1340×775×1690)×3 | 67 | Φ19.05 | Φ41.3 | 47+49+49 | 50+50+50 | 295+350+350 |
| GMV-1790WM/G-X | | 179 | 201 | 13.8+16.2+16.2 | 13.1+16.9+16.9 | (1340×775×1690)×3 | 68 | Φ19.05 | Φ41.3 | 48+49+49 | 50+50+50 | 350+350+350 |
| GMV-1845WM/G-X | | 184.5 | 207 | 16.2+16.2+16.2 | 16.9+16.9+16.9 | (1340×775×1690)×3 | 68 | Φ19.05 | Φ41.3 | 49+49+49 | 50+50+50 | 350+350+350 |
| GMV-1910WM/G-X | | 191 | 214.5 | 16.2+16.2+20.5 | 16.9+16.9+20.1 | (1340×775×1690)×3 | 69 | Φ22.2 | Φ44.5 | 49+49+49 | 50+50+50 | 350+350+350 |
| GMV-1975WM/G-X | | 197.5 | 222 | 16.2+20.5+20.5 | 16.9+20.1+20.1 | (1340×775×1690)×3 | 69 | Φ22.2 | Φ44.5 | 49+49+49 | 50+50+50 | 350+355+355 |
| GMV-2040WM/G-X | | 204 | 229.5 | 20.5+20.5+20.5 | 20.1+20.1+20.1 | (1340×775×1690)×3 | 69 | Φ22.2 | Φ44.5 | 49+49+49 | 50+50+50 | 355+355+355 |
| GMV-2069WM/G-X | | 206.9 | 232 | 7.7+12.3+16.2+16.2 | 7.8+12.9+16.9+16.9 | (930×775×1690)+ (1340×775×1690)×3 | 68 | Φ22.2 | Φ44.5 | 24.1+47+49+49 | 25+50+50+50 | 220+295+350+350 |
| GMV-2129WM/G-X | | 212.9 | 238.5 | 10.8+12.3+13.8+16.2 | 10.7+12.9+13.1+16.9 | (1340×775×1690)×4 | 68 | Φ22.2 | Φ44.5 | 33.5+47+48+49 | 40+50+50+50 | 290+295+350+350 |
| GMV-2190WM/G-X | | 219 | 246 | 9.2+13.8+16.2+16.2 | 9.5+13.1+16.9+16.9 | (1340×775×1690)×4 | 69 | Φ22.2 | Φ44.5 | 32.5+48+49+49 | 40+50+50+50 | 290+350+350+350 |
| GMV-2245WM/G-X | | 224.5 | 252 | 9.2+16.2+16.2+16.2 | 9.5+16.9+16.9+16.9 | (1340×775×1690)×4 | 69 | Φ22.2 | Φ44.5 | 33.5+49+49+49 | 40+50+50+50 | 290+350+350+350 |
| GMV-2295WM/G-X | | 229.5 | 258 | 13.8+13.8+13.8+16.2 | 13.1+13.1+13.1+16.9 | (1340×775×1690)×4 | 69 | Φ22.2 | Φ44.5 | 48+48+48+49 | 50+50+50+50 | 350+350+350+350 |
| GMV-2350WM/G-X | | 235 | 264 | 13.8+13.8+16.2+16.2 | 13.1+13.1+16.9+16.9 | (1340×775×1690)×4 | 69 | Φ22.2 | Φ44.5 | 48+48+49+49 | 50+50+50+50 | 350+350+350+350 |
| GMV-2414WM/G-X | | 241.4 | 271 | 12.3+16.2+16.2+20.5 | 12.9+16.9+16.9+20.1 | (1340×775×1690)×4 | 69 | Φ22.2 | Φ44.5 | 47+49+49+49 | 50+50+50+50 | 295+350+350+355 |
| GMV-2470WM/G-X | | 247 | 277.5 | 13.8+16.2+16.2+20.5 | 13.1+16.9+16.9+20.1 | (1340×775×1690)×4 | 70 | Φ22.2 | Φ44.5 | 48+49+49+49 | 50+50+50+50 | 350+350+350+355 |
| GMV-2525WM/G-X | | 252.5 | 283.5 | 16.2+16.2+16.2+20.5 | 16.9+16.9+16.9+20.1 | (1340×775×1690)×4 | 70 | Φ22.2 | Φ44.5 | 49+49+49+49 | 50+50+50+50 | 350+350+350+355 |
| GMV-2590WM/G-X | | 259 | 291 | 16.2+16.2+20.5+20.5 | 16.9+16.9+20.1+20.1 | (1340×775×1690)×4 | 70 | Φ22.2 | Φ44.5 | 49+49+49+49 | 50+50+50+50 | 350+350+355+355 |
| GMV-2655WM/G-X | | 265.5 | 298.5 | 16.2+20.5+20.5+20.5 | 16.9+20.1+20.1+20.1 | (1340×775×1690)×4 | 70 | Φ22.2 | Φ44.5 | 49+49+49+49 | 50+50+50+50 | 350+355+355+355 |
| GMV-2720WM/G-X | | 272 | 306 | 20.5+20.5+20.5+20.5 | 20.1+20.1+20.1+20.1 | (1340×775×1690)×4 | 70 | Φ22.2 | Φ44.5 | 49+49+49+49 | 50+50+50+50 | 355+355+355+355 |

| Model | Capacity range | Cooling capacity | Heating capacity | | Connecting pipe | | Power supply | Min. circuit current | Max. fuse current | Refrigerant charge volume | Net weight | Gross weight |
|---|---|---|---|---|---|---|---|---|---|---|---|---|
| | | Rated | Rated | Max. | Liquid | Gas | | | | | | |
| | HP | kW | kW | kW | mm | mm | | A | A | kg | kg | kg |
| GMV-680WM/H-X | 24 | 68 | 39.7 | 76.5 | Φ15.9 | Φ28.6 | 380-415V 3N~ 50/60Hz | 23.5+37.5 | 25+40 | 13 | 220+300 | 230+315 |
| GMV-730WM/H-X | 26 | 73 | 39.7 | 81.5 | Φ19.05 | Φ31.8 | | 23.5+39.3 | 25+40 | 13 | 220+300 | 230+315 |
| GMV-784WM/H-X | 28 | 78.4 | 47.2 | 88 | Φ19.05 | Φ31.8 | | 23.5+47 | 25+50 | 13.8 | 220+350 | 230+365 |
| GMV-840WM/H-X | 30 | 84 | 47.2 | 94.5 | Φ19.05 | Φ31.8 | | 23.5+48 | 25+50 | 13.8 | 220+350 | 230+365 |
| GMV-895WM/H-X | 32 | 89.5 | 49.2 | 100.5 | Φ19.05 | Φ31.8 | | 23.5+49 | 25+50 | 13.8 | 220+355 | 230+370 |
| GMV-950WM/H-X | 34 | 95 | 51.5 | 106.5 | Φ19.05 | Φ31.8 | | 24.1+49 | 25+50 | 15.8 | 240+355 | 250+370 |
| GMV-1015WM/H-X | 36 | 101.5 | 56.5 | 114 | Φ19.05 | Φ38.1 | | 37.5+49 | 40+50 | 15.8 | 300+355 | 315+370 |
| GMV-1065WM/H-X | 38 | 106.5 | 56.5 | 119 | Φ19.05 | Φ38.1 | | 39.3+49 | 40+50 | 15.8 | 300+355 | 315+370 |
| GMV-1119WM/H-X | 40 | 111.9 | 64.0 | 125.5 | Φ19.05 | Φ38.1 | | 47+49 | 50+50 | 16.6 | 350+355 | 365+370 |
| GMV-1175WM/H-X | 42 | 117.5 | 64.0 | 132 | Φ19.05 | Φ38.1 | | 48+49 | 50+50 | 16.6 | 350+355 | 365+370 |
| GMV-1230WM/H-X | 44 | 123 | 66.0 | 138 | Φ19.05 | Φ38.1 | | 49+49 | 50+50 | 16.6 | 355×2 | 370×2 |
| GMV-1290WM/H-X | 46 | 129 | 70.7 | 144.5 | Φ19.05 | Φ38.1 | | 23.5+39.3+48 | 25+40+50 | 21.3 | 220+300+350 | 230+315+365 |
| GMV-1345WM/H-X | 48 | 134.5 | 72.7 | 150.5 | Φ19.05 | Φ38.1 | | 23.5+39.3+49 | 25+40+50 | 21.3 | 220+300+355 | 230+315+370 |
| GMV-1400WM/H-X | 50 | 140 | 75.0 | 156.5 | Φ19.05 | Φ41.3 | | 24.1+39.3+49 | 25+40+50 | 23.3 | 240+300+355 | 250+315+370 |
| GMV-1455WM/H-X | 52 | 145.5 | 80.2 | 163.5 | Φ19.05 | Φ41.3 | | 23.5+48+49 | 25+50+50 | 22.1 | 220+350+355 | 230+365+370 |
| GMV-1510WM/H-X | 54 | 151 | 82.2 | 169.5 | Φ19.05 | Φ41.3 | | 23.5+49+49 | 25+50+50 | 22.1 | 220+355×2 | 230+370×2 |
| GMV-1565WM/H-X | 56 | 156.5 | 84.5 | 175.5 | Φ19.05 | Φ41.3 | | 24.1+49+49 | 25+50+50 | 24.1 | 240+355×2 | 250+370×2 |
| GMV-1630WM/H-X | 58 | 163 | 89.5 | 183 | Φ19.05 | Φ41.3 | | 37.5+49+49 | 40+50+50 | 24.1 | 300+355×2 | 315+370×2 |
| GMV-1680WM/H-X | 60 | 168 | 89.5 | 188 | Φ19.05 | Φ41.3 | | 39.3+49+49 | 40+50+50 | 24.1 | 300+355×2 | 315+370×2 |
| GMV-1734WM/H-X | 62 | 173.4 | 97.0 | 194.5 | Φ19.05 | Φ41.3 | | 47+49+49 | 50+50+50 | 24.9 | 350+355×2 | 365+370×2 |
| GMV-1790WM/H-X | 64 | 179 | 97.0 | 201 | Φ19.05 | Φ41.3 | | 48+49+49 | 50+50+50 | 24.9 | 350+355×2 | 365+370×2 |
| GMV-1845WM/H-X | 66 | 184.5 | 99.0 | 207 | Φ19.05 | Φ41.3 | | 49+49+49 | 50+50+50 | 24.9 | 355×3 | 370×3 |
| GMV-1905WM/H-X | 68 | 190.5 | 103.7 | 213.5 | Φ22.2 | Φ44.5 | | 23.5+39.3+48+49 | 25+40+50+50 | 29.6 | 220+300+350+355 | 230+315+365+370 |
| GMV-1959WM/H-X | 70 | 195.9 | 111.2 | 220 | Φ22.2 | Φ44.5 | | 23.5+47+48+49 | 25+50+50+50 | 30.4 | 220+350×2+355 | 230+365×2+370 |
| GMV-2015WM/H-X | 72 | 201.5 | 111.2 | 226.5 | Φ22.2 | Φ44.5 | | 23.5+48+48+49 | 25+50+50+50 | 30.4 | 220+350×2+355 | 230+365×2+370 |
| GMV-2070WM/H-X | 74 | 207 | 113.2 | 232.5 | Φ22.2 | Φ44.5 | | 23.5+48+49+49 | 25+50+50+50 | 30.4 | 220+350+355×2 | 230+365+370×2 |
| GMV-2125WM/H-X | 76 | 212.5 | 115.2 | 238.5 | Φ22.2 | Φ44.5 | | 23.5+49+49+49 | 25+50+50+50 | 30.4 | 220+355×3 | 230+370×3 |
| GMV-2180WM/H-X | 78 | 218 | 117.5 | 244.5 | Φ22.2 | Φ44.5 | | 24.1+49+49+49 | 25+50+50+50 | 32.4 | 240+355×3 | 250+370×3 |
| GMV-2245WM/H-X | 80 | 224.5 | 122.5 | 252 | Φ22.2 | Φ44.5 | | 37.5+49+49+49 | 40+50+50+50 | 32.4 | 300+355×3 | 315+370×3 |
| GMV-2295WM/H-X | 82 | 229.5 | 122.5 | 257 | Φ22.2 | Φ44.5 | | 39.3+49+49+49 | 40+50+50+50 | 32.4 | 300+355×3 | 315+370×3 |
| GMV-2349WM/H-X | 84 | 234.9 | 130.0 | 263.5 | Φ22.2 | Φ44.5 | | 47+49+49+49 | 50+50+50+50 | 33.2 | 350+355×3 | 365+370×3 |
| GMV-2405WM/H-X | 86 | 240.5 | 130.0 | 270 | Φ22.2 | Φ44.5 | | 48+49+49+49 | 50+50+50+50 | 33.2 | 350+355×3 | 365+370×3 |
| GMV-2460WM/H-X | 88 | 246 | 132.0 | 276 | Φ22.2 | Φ44.5 | | 49+49+49+49 | 50+50+50+50 | 33.2 | 355×4 | 370×4 |

Note: The combination models of the outdoor units are not Eurovent certified.

# GMV6 HR

INVERTER R410A

GMV6 HR Series integrates multiple functions of cooling, heating, water heating, floor heating and heat supply, featuring powerful functions and convenient operation. It adopts DC inverter enthalpy-adding compressor and brand new high-efficiency heat exchanger, to achieve -25℃ ultra-low ambient temperature heating, continuous heating and other functions for more energy savings and higher energy efficiency.


- The indoor unit can perform cooling and heating simultaneously, as well as water heating and floor heating functions;
- -25℃ ultra-low ambient temperature heating can be achieved;
- Outdoor unit capacity ranges from 8HP to 22HP with maximum combination capacity of 88HP, meeting various engineering demands;
- One unit with multiple functions of cooling, heating, water heating, floor heating and heat supply, meeting various demands of the customers;
- Continuous heating function is available to further improve the comfort and energy efficiency of the unit;
- High-efficiency enthalpy-adding DC inverter compressor and high-efficiency DC motor are adopted. Energy efficiency reaches 9.0 under heat recovery status;
- Strong low-temperature injection technology and integrated aluminum electric control and high-efficiency radiation design are adopted, achieving operation in wide ambient temperature range from -25℃~55℃;
- Outdoor static pressure is up to 110Pa, reducing engineering application requirement and making equipment floor design more convenient;
- It can match with the new generation mode exchange. The compact structure design reduces the size by 20% in maximum. Meanwhile, pipe port design with flexible diameters is adopted for more convenient installation.

EUROVENT CERTIFIED PERFORMANCE

CE

| Item | Nominal operating condition (temperature) | | | | Operation range (temperature) |
|---|---|---|---|---|---|
| | Outdoor condition | | Indoor condition | | Outdoor condition |
| | DB (℃) | WB (℃) | DB (℃) | WB (℃) | DB (℃) |
| Cooling | 35 | 24 | 27 | 19 | -10~55 |
| Heating | 7 | 6 | 20 | 15 | -25~24 |

## Mode Exchange Box

| Model | Product Outlook |
|---|---|
| NCHS1D |  |
| NCHS2D |  |
| NCHS4D |  |
| NCHS8D |  |

## Hydro Box

| Model | Product Outlook |
|---|---|
| NRQR16L/A-T |  |
| NRQR30L/A-T | |

## Outdoor Unit

| Model | | | GMV-VQ224WM/C-X | GMV-VQ280WM/C-X | GMV-VQ335WM/C-X | GMV-VQ400WM/C-X | GMV-VQ450WM/C-X | GMV-VQ504WM/C-X | GMV-VQ560WM/C-X | GMV-VQ615WM/C-X |
|---|---|---|---|---|---|---|---|---|---|---|
| Capacity range | | HP | 8 | 10 | 12 | 14 | 16 | 18 | 20 | 22 |
| Cooling capacity | Rated * | kW | 22.4 | 28 | 33.5 | 40 | 45 | 50.4 | 56 | 61.5 |
| Heating capacity | Rated * | kW | 16.2 | 16.2 | 18.5 | 23.5 | 23.5 | 31 | 31 | 33 |
| | Max. | kW | 25 | 31.5 | 37.5 | 45 | 50 | 56.5 | 63 | 69 |
| SEER | Ducted * | - | 7.76 | 7.16 | 6.64 | 6.90 | 6.36 | 6.87 | 6.45 | 5.88 |
| | Cassette * | - | 7.24 | 6.37 | 6.66 | 5.93 | 5.71 | 6.72 | 6.26 | 5.25 |
| SCOP | Ducted * | - | 4.80 | 4.80 | 4.91 | 4.70 | 4.70 | 4.31 | 4.31 | 4.38 |
| | Cassette * | - | 4.41 | 4.41 | 4.69 | 4.31 | 4.31 | 4.20 | 4.20 | 3.59 |
| Power supply | | V/Ph/Hz | 380-415V 3N~50/60Hz | | | | | | | |
| Max. circuit/Fuse current | | A | 23.0/25 | 23.5/25 | 24.1/25 | 37.5/40 | 39.3/40 | 47.0/50 | 48.0/50 | 49.0/50 |
| Max. input power | | kW | 12.87 | 13.15 | 13.5 | 21 | 22 | 26.3 | 26.85 | 27.41 |
| Maximum drive IDU NO. | | unit | 13 | 16 | 19 | 23 | 26 | 29 | 33 | 36 |
| Refrigerant charge volume | | kg | 8.2 | 8.5 | 9.6 | 11.1 | 11.6 | 12.8 | 12.8 | 13.3 |
| Sound pressure level(Cooling) | | dB(A) | 60 | 61 | 63 | 63 | 63 | 63 | 63 | 64 |
| Sound power level(Cooling) | Ducted * | dB(A) | 80 | 83 | 83 | 91 | 91 | 89 | 89 | 89 |
| | Cassette * | dB(A) | 80 | 85 | 86 | 87 | 94 | 87 | 89 | 94 |
| Connecting pipe | Liquid | mm | Φ9.52 | Φ9.52 | Φ12.7 | Φ12.7 | Φ12.7 | Φ15.9 | Φ15.9 | Φ15.9 |
| | High pressure gas | mm | Φ15.9 | Φ19.05 | Φ19.05 | Φ22.2 | Φ22.2 | Φ25.4 | Φ25.4 | Φ25.4 |
| | Low pressure gas | mm | Φ19.05 | Φ22.2 | Φ25.4 | Φ25.4 | Φ28.6 | Φ28.6 | Φ28.6 | Φ28.6 |
| Dimension(W×D×H) | Outline | mm | 930×775×1690 | 930×775×1690 | 930×775×1690 | 1340×775×1690 | 1340×775×1690 | 1340×775×1690 | 1340×775×1690 | 1340×775×1690 |
| | Package | mm | 1000×830×1855 | 1000×830×1855 | 1000×830×1855 | 1400×830×1855 | 1400×830×1855 | 1400×830×1855 | 1400×830×1855 | 1400×830×1855 |
| Net weight/Gross weight | | kg | 243/253 | 243/253 | 256/266 | 325/340 | 325/340 | 385/400 | 385/400 | 385/400 |
| Loading quantity | 40' GP | set | 28 | 28 | 28 | 22 | 22 | 22 | 22 | 22 |
| | 40' HQ | set | 28 | 28 | 28 | 22 | 22 | 22 | 22 | 22 |

Note: The data is Eurovent certified.

## Mode Exchange Box

| Model | | | | NCHS1D | NCHS2D | NCHS4D | NCHS8D |
|---|---|---|---|---|---|---|---|
| Number of branches | | | unit | 1 | 2 | 4 | 8 |
| Maximum number of connectable IDUs | | Per branch | unit | 8 | 8 | 8 | 8 |
| | | Total | unit | 8 | 16 | 32 | 64 |
| Maximum capacity of connectable IDUs | | Per branch | kW | 16 | 16 | 16 | 16 |
| | | Total | kW | 16 | 28 | 45 | 85 |
| Power supply | | | V/Ph/Hz | 220-240V ~ 50/60Hz | 220-240V ~ 50/60Hz | 220-240V ~ 50/60Hz | 220-240V ~ 50/60Hz |
| Power comsumption | | Cooling | W | 14 | 25 | 32 | 90 |
| | | Heating | W | 14 | 25 | 32 | 90 |
| Piping connections | ODU | Liquid | mm | Φ9.52 | Φ9.52 | Φ12.7 | Φ15.9 |
| | | High pressure gas | mm | Φ19.05 | Φ19.05 | Φ22.2 | Φ22.2 |
| | | Low pressure gas | mm | Φ22.2 | Φ22.2 | Φ28.6 | Φ28.6 |
| | IDU | Liquid | mm | Φ6.35/9.52 | Φ6.35/9.52 | Φ6.35/9.52 | Φ6.35/9.52 |
| | | Gas | mm | Φ12.7/15.9 | Φ12.7/15.9 | Φ12.7/15.9 | Φ12.7/15.9 |
| Dimension(W×D×H) | | Outline | mm | 340×388×250 | 340×388×250 | 460×388×250 | 784×388×250 |
| | | Package | mm | 863×624×298 | 863×624×298 | 979×624×303 | 1300×624×288 |
| Net weight/Gross weight | | | kg | 12/17.5 | 14.5/20.5 | 20.6/27 | 33/42 |

## Hydro Box

| Model | | | | NRQR16L/A-T | NRQR30L/A-T |
|---|---|---|---|---|---|
| Heating capacity | | | kW | 16 | 30 |
| Heating power input | | | W | 10 | 10 |
| Power supply | | | V/Ph/Hz | 220-240V ~ 50Hz &<br>208-230V ~ 60Hz | 220-240V ~ 50Hz &<br>208-230V ~ 60Hz |
| Connecting pipe diameter | to exchange unit | Gas | mm | 15.9 | 22.2 |
| | | Liquid | mm | 9.52 | 9.52 |
| | to water tank | | mm | 25 | 25 |
| Rated water flow | | | L/min | 46 | 86 |
| Dimension(W×D×H) | | Outling | mm | 515×330×606 | |
| | | Package | mm | 685×473×657 | |
| Net/Gross weight | | | kg | 36/42 | 40/47 |
| Loading quantity | | 40' GP/40' HQ | set | 252/336 | 252/336 |

## GMV6 HR Outdoor Units Lineup

| Model | GMV-VQ224WM/C-X | GMV-VQ280WM/C-X | GMV-VQ335WM/C-X | GMV-VQ400WM/C-X | GMV-VQ450WM/C-X | GMV-VQ504WM/C-X | GMV-VQ560WM/C-X | GMV-VQ615WM/C-X |
|---|---|---|---|---|---|---|---|---|
| GMV-VQ224WM/C-X | ⬢ | | | | | | | |
| GMV-VQ280WM/C-X | | ⬢ | | | | | | |
| GMV-VQ335WM/C-X | | | ⬢ | | | | | |
| GMV-VQ400WM/C-X | | | | ⬢ | | | | |
| GMV-VQ450WM/C-X | | | | | ⬢ | | | |
| GMV-VQ504WM/C-X | | | | | | ⬢ | | |
| GMV-VQ560WM/C-X | | | | | | | ⬢ | |
| GMV-VQ615WM/C-X | | | | | | | | ⬢ |
| GMV-VQ680WM/C-X | | ⬢ | | ⬢ | | | | |
| GMV-VQ730WM/C-X | | ⬢ | | | ⬢ | | | |
| GMV-VQ784WM/C-X | | ⬢ | | | | ⬢ | | |
| GMV-VQ840WM/C-X | | ⬢ | | | | | ⬢ | |
| GMV-VQ895WM/C-X | | ⬢ | | | | | | ⬢ |
| GMV-VQ950WM/C-X | | | ⬢ | | | | | ⬢ |
| GMV-VQ1015WM/C-X | | | | ⬢ | | | | ⬢ |
| GMV-VQ1065WM/C-X | | | | | ⬢ | | | ⬢ |
| GMV-VQ1119WM/C-X | | | | | | ⬢ | | ⬢ |
| GMV-VQ1175WM/C-X | | | | | | | ⬢ | ⬢ |
| GMV-VQ1230WM/C-X | | | | | | | | ⬢⬢ |
| GMV-VQ1290WM/C-X | | ⬢ | | | ⬢ | | ⬢ | |
| GMV-VQ1345WM/C-X | | ⬢ | | | ⬢ | | | ⬢ |
| GMV-VQ1400WM/C-X | | | ⬢ | | ⬢ | | | ⬢ |
| GMV-VQ1455WM/C-X | | ⬢ | | | | | ⬢ | ⬢ |
| GMV-VQ1510WM/C-X | | ⬢ | | | | | | ⬢⬢ |
| GMV-VQ1565WM/C-X | | | ⬢ | | | | | ⬢⬢ |
| GMV-VQ1630WM/C-X | | | | ⬢ | | | | ⬢⬢ |
| GMV-VQ1680WM/C-X | | | | | ⬢ | | | ⬢⬢ |
| GMV-VQ1734WM/C-X | | | | | | ⬢ | | ⬢⬢ |
| GMV-VQ1790WM/C-X | | | | | | | ⬢ | ⬢⬢ |
| GMV-VQ1845WM/C-X | | | | | | | | ⬢⬢⬢ |
| GMV-VQ1905WM/C-X | | ⬢ | | | ⬢ | | ⬢ | ⬢ |
| GMV-VQ1959WM/C-X | | ⬢ | | | | ⬢ | ⬢ | ⬢ |
| GMV-VQ2015WM/C-X | | ⬢ | | | | | ⬢⬢ | ⬢ |
| GMV-VQ2070WM/C-X | | ⬢ | | | | | ⬢ | ⬢⬢ |
| GMV-VQ2125WM/C-X | | ⬢ | | | | | | ⬢⬢⬢ |
| GMV-VQ2180WM/C-X | | | ⬢ | | | | | ⬢⬢⬢ |
| GMV-VQ2245WM/C-X | | | | ⬢ | | | | ⬢⬢⬢ |
| GMV-VQ2295WM/C-X | | | | | ⬢ | | | ⬢⬢⬢ |
| GMV-VQ2349WM/C-X | | | | | | ⬢ | | ⬢⬢⬢ |
| GMV-VQ2405WM/C-X | | | | | | | ⬢ | ⬢⬢⬢ |
| GMV-VQ2460WM/C-X | | | | | | | | ⬢⬢⬢⬢ |

| Model | Capacity range | Cooling capacity | Heating capacity | | Connecting pipe diameter | | | Power supply | Min. circuit current | Max. fuse current | Refrigerant charge volume | Net weight | Gross weight |
|---|---|---|---|---|---|---|---|---|---|---|---|---|---|
| | | Rated | Rated | Max. | Liquid | HP Gas | LP Gas | | | | | | |
| | HP | kW | kW | kW | mm | mm | mm | | A | A | kg | kg | kg |
| GMV-VQ680WM/C-X | 24 | 68 | 39.7 | 76.5 | Φ15.9 | Φ25.4 | Φ28.6 | 380-415V 3N ~ 50/60Hz | 23.5+37.5 | 25+40 | 19.6 | 243+320 | 253+355 |
| GMV-VQ730WM/C-X | 26 | 73 | 39.7 | 81.5 | Φ19.05 | Φ28.6 | Φ31.8 | | 23.5+39.3 | 25+40 | 20.1 | 243+325 | 253+340 |
| GMV-VQ784WM/C-X | 28 | 78.4 | 47.2 | 88 | Φ19.05 | Φ28.6 | Φ31.8 | | 23.5+47 | 25+50 | 21.3 | 243+385 | 253+400 |
| GMV-VQ840WM/C-X | 30 | 84 | 47.2 | 94.5 | Φ19.05 | Φ28.6 | Φ31.8 | | 23.5+48 | 25+50 | 21.3 | 243+385 | 253+400 |
| GMV-VQ895WM/C-X | 32 | 89.5 | 49.2 | 100.5 | Φ19.05 | Φ28.6 | Φ31.8 | | 23.5+49 | 25+50 | 21.8 | 243+385 | 253+400 |
| GMV-VQ950WM/C-X | 34 | 95 | 51.5 | 106.5 | Φ19.05 | Φ28.6 | Φ31.8 | | 24.1+49 | 25+50 | 22.9 | 256+385 | 266+400 |
| GMV-VQ1015WM/C-X | 36 | 101.5 | 56.5 | 114 | Φ19.05 | Φ31.8 | Φ38.1 | | 37.5+49 | 40+50 | 24.4 | 320+385 | 355+400 |
| GMV-VQ1065WM/C-X | 38 | 106.5 | 56.5 | 119 | Φ19.05 | Φ31.8 | Φ38.1 | | 39.3+49 | 40+50 | 24.9 | 325+385 | 340+400 |
| GMV-VQ1119WM/C-X | 40 | 111.9 | 64.0 | 125.5 | Φ19.05 | Φ31.8 | Φ38.1 | | 47+49 | 50+50 | 26.1 | 385+385 | 400+400 |
| GMV-VQ1175WM/C-X | 42 | 117.5 | 64.0 | 132 | Φ19.05 | Φ31.8 | Φ38.1 | | 48+49 | 50+50 | 26.1 | 385+385 | 400+400 |
| GMV-VQ1230WM/C-X | 44 | 123 | 66.0 | 138 | Φ19.05 | Φ31.8 | Φ38.1 | | 49+49 | 50+50 | 26.6 | 385+385 | 400+400 |
| GMV-VQ1290WM/C-X | 46 | 129 | 70.7 | 144.5 | Φ19.05 | Φ31.8 | Φ38.1 | | 23.5+39.3+48 | 25+40+50 | 32.9 | 243+325+385 | 253+340+400 |
| GMV-VQ1345WM/C-X | 48 | 134.5 | 72.7 | 150.5 | Φ19.05 | Φ31.8 | Φ38.1 | | 23.5+39.3+49 | 25+40+50 | 33.4 | 243+325+385 | 253+340+400 |
| GMV-VQ1400WM/C-X | 50 | 140 | 75.0 | 156.5 | Φ19.05 | Φ38.1 | Φ41.3 | | 24.1+39.3+49 | 25+40+50 | 34.5 | 256+325+385 | 266+340+400 |
| GMV-VQ1455WM/C-X | 52 | 145.5 | 80.2 | 163.5 | Φ19.05 | Φ38.1 | Φ41.3 | | 23.5+48+49 | 25+50+50 | 34.6 | 243+385+385 | 253+400+400 |
| GMV-VQ1510WM/C-X | 54 | 151 | 82.2 | 169.5 | Φ19.05 | Φ38.1 | Φ41.3 | | 23.5+49+49 | 25+50+50 | 35.1 | 243+385+385 | 253+400+400 |
| GMV-VQ1565WM/C-X | 56 | 156.5 | 84.5 | 175.5 | Φ19.05 | Φ38.1 | Φ41.3 | | 24.1+49+49 | 25+50+50 | 36.2 | 256+385+385 | 266+400+400 |
| GMV-VQ1630WM/C-X | 58 | 163 | 89.5 | 183 | Φ19.05 | Φ38.1 | Φ41.3 | | 37.5+49+49 | 40+50+50 | 37.7 | 320+385+385 | 355+400+400 |
| GMV-VQ1680WM/C-X | 60 | 168 | 89.5 | 188 | Φ19.05 | Φ38.1 | Φ41.3 | | 39.3+49+49 | 40+50+50 | 38.2 | 325+385+385 | 340+400+400 |
| GMV-VQ1734WM/C-X | 62 | 173.4 | 97.0 | 194.5 | Φ19.05 | Φ38.1 | Φ41.3 | | 47+49+49 | 50+50+50 | 39.4 | 385+385+385 | 400+400+400 |
| GMV-VQ1790WM/C-X | 64 | 179 | 97.0 | 201 | Φ19.05 | Φ38.1 | Φ41.3 | | 48+49+49 | 50+50+50 | 39.4 | 385+385+385 | 400+400+400 |
| GMV-VQ1845WM/C-X | 66 | 184.5 | 99.0 | 207 | Φ19.05 | Φ38.1 | Φ41.3 | | 49+49+49 | 50+50+50 | 39.9 | 385+385+385 | 400+400+400 |
| GMV-VQ1905WM/C-X | 68 | 190.5 | 103.7 | 213.5 | Φ22.2 | Φ41.3 | Φ44.5 | | 23.5+39.3+48+49 | 25+40+50+50 | 46.2 | 243+325+385+385 | 253+340+400+400 |
| GMV-VQ1959WM/C-X | 70 | 195.9 | 111.2 | 220 | Φ22.2 | Φ41.3 | Φ44.5 | | 23.5+47+48+49 | 25+50+50+50 | 47.4 | 243+385+385+385 | 253+400+400+400 |
| GMV-VQ2015WM/C-X | 72 | 201.5 | 111.2 | 226.5 | Φ22.2 | Φ41.3 | Φ44.5 | | 23.5+48+48+49 | 25+50+50+50 | 47.4 | 243+385+385+385 | 253+400+400+400 |
| GMV-VQ2070WM/C-X | 74 | 207 | 113.2 | 232.5 | Φ22.2 | Φ41.3 | Φ44.5 | | 23.5+48+49+49 | 25+50+50+50 | 47.9 | 243+385+385+385 | 253+400+400+400 |
| GMV-VQ2125WM/C-X | 76 | 212.5 | 115.2 | 238.5 | Φ22.2 | Φ41.3 | Φ44.5 | | 23.5+49+49+49 | 25+50+50+50 | 48.4 | 243+385+385+385 | 253+400+400+400 |
| GMV-VQ2180WM/C-X | 78 | 218 | 117.5 | 244.5 | Φ22.2 | Φ41.3 | Φ44.5 | | 24.1+49+49+49 | 25+50+50+50 | 49.5 | 256+385+385+385 | 266+400+400+400 |
| GMV-VQ2245WM/C-X | 80 | 224.5 | 122.5 | 252 | Φ22.2 | Φ41.3 | Φ44.5 | | 37.5+49+49+49 | 40+50+50+50 | 51 | 320+385+385+385 | 355+400+400+400 |
| GMV-VQ2295WM/C-X | 82 | 229.5 | 122.5 | 257 | Φ22.2 | Φ41.3 | Φ44.5 | | 39.3+49+49+49 | 40+50+50+50 | 51.5 | 325+385+385+385 | 340+400+400+400 |
| GMV-VQ2349WM/C-X | 84 | 234.9 | 130.0 | 263.5 | Φ22.2 | Φ41.3 | Φ44.5 | | 47+49+49+49 | 50+50+50+50 | 52.7 | 385+385+385+385 | 400+400+400+400 |
| GMV-VQ2405WM/C-X | 86 | 240.5 | 130.0 | 270 | Φ22.2 | Φ41.3 | Φ44.5 | | 48+49+49+49 | 50+50+50+50 | 52.7 | 385+385+385+385 | 400+400+400+400 |
| GMV-VQ2460WM/C-X | 88 | 246 | 132.0 | 276 | Φ22.2 | Φ41.3 | Φ44.5 | | 49+49+49+49 | 50+50+50+50 | 53.2 | 385+385+385+385 | 400+400+400+400 |

Note: The combination models of the outdoor units are not Eurovent certified.

# GMV5

INVERTER R410A

Gree GMV5 All DC Inverter VRF adopts high-efficient DC inverter compressor and DC inverter fan motor. The unit can be combined modularly from 8HP to 88HP. Maximum capacity can up to 246kW.

## GMV5/GMV5E



## GMV5 Mini


## GMV5 Slim

All DC inverter technology | Energy saving function | Quiet function | Human engineering operation | Intelligent Management | Long connection pipe design | Wide operation range

Modular operating* | High ESP | Comprehensive protection

》 Outdoor unit quiet mode.

》 High energy efficiency with high-performance compressor;Long connection pipe design with the maximum length of 1000m.

》 Auto switch of module status in every 8hrs, which greatly improves the reliability of complete unit.

》 4 levels of static pressure for option with the maximum of 82Pa.

CE

| Max. piping length (meter) | GMV5 Mini | | GMV5 Slim | GMV5/GMV5E |
|---|---|---|---|---|
| Total piping length | 250m*1 | 300m*2 | 300m | 1000m |
| Actual piping length | 100m*1 | 120m*2 | 120m | 165m |
| Equivalent piping length | 120m*1 | 150m*2 | 150m | 190m |
| Height difference between indoor units | 10m*1 | 15m*2 | 15m | 30m |
| Height difference between ODU and IDU (ODU is located above the IDU) | 30m*1 | 50m*2 | 50m | 90m |
| Height difference between ODU and IDU (IDU is located above the ODU) | 30m*1 | 40m*2 | 40m | 90m |
| Piping length from first indoor branch to the farthest IDU | 40m*1 | 40m*2 | 40m | 40m |

Notes:
*1: The value is applied to product type with 8kW, 10kW or 12.1kW.
*2: The value is applied to product type with 12kW, 14kW or 16kW.

| Item | Nominal operating condition (temperature) | | | | Operating range (temperature) | | |
|---|---|---|---|---|---|---|---|
| | Outdoor condition | | Indoor condition | | Outdoor condition DB(℃) | | |
| | DB(℃) | WB(℃) | DB(℃) | WB(℃) | GMV5 Mini | GMV5 Slim | GMV5/GMV5E |
| Cooling | 35 | - | 27 | 19 | -5~52 | -5~52 | -5~52 |
| Heating | 7 | 6 | 20 | - | -20~27 | -20~27 | -20~24 |

## GMV5/GMV5E Lineup

| HP | Model | Product |
|---|---|---|
| 8 | GMV-224WM/B-X |  |
| | GMVL-224WM/D-X | |
| 10 | GMV-280WM/B-X | |
| | GMVL-280WM/D-X | |
| 12 | GMV-335WM/B-X |  |
| | GMVL-335WM/D-X | |
| 14 | GMV-400WM/B-X | |
| | GMVL-400WM/D-X | |
| 16 | GMV-450WM/B-X | |
| | GMVL-450WM/D-X | |
| 18 | GMVL-504WM/D-X | |
| 18 | GMV-504WM/B-X |  |
| 20 | GMV-560WM/B-X | |
| | GMVL-560WM/D-X | |
| 22 | GMV-615WM/B-X | |
| | GMVL-615WM/D-X | |

## GMV5 Outdoor Units Lineup（380-415V, 3N~50/60Hz)

| HP | Model | GMV-224WM/B-X | GMV-280WM/B-X | GMV-335WM/B-X | GMV-400WM/B-X | GMV-450WM/B-X | GMV-504WM/B-X | GMV-560WM/B-X | GMV-615WM/B-X |
|---|---|---|---|---|---|---|---|---|---|
| 8HP | GMV-224WM/B-X | ● | | | | | | | |
| 10HP | GMV-280WM/B-X | | ● | | | | | | |
| 12HP | GMV-335WM/B-X | | | ● | | | | | |
| 14HP | GMV-400WM/B-X | | | | ● | | | | |
| 16HP | GMV-450WM/B-X | | | | | ● | | | |
| 18HP | GMV-504WM/B-X | | | | | | ● | | |
| 20HP | GMV-560WM/B-X | | | | | | | ● | |
| 22HP | GMV-615WM/B-X | | | | | | | | ● |
| 24HP | GMV-680WM/B-X | | ● | | ● | | | | |
| 26HP | GMV-730WM/B-X | | ● | | | ● | | | |
| 28HP | GMV-785WM/B-X | | ● | | | | ● | | |
| 30HP | GMV-850WM/B-X | | ● | | | | | ● | |
| 32HP | GMV-900WM/B-X | | ● | | | | | | ● |
| 34HP | GMV-960WM/B-X | | | ● | | | | | ● |
| 36HP | GMV-1010WM/B-X | | | | ● | | | | ● |
| 38HP | GMV-1065WM/B-X | | | | | ● | | | ● |
| 40HP | GMV-1130WM/B-X | | | | | | ● | | ● |
| 42HP | GMV-1180WM/B-X | | | | | | | ● | ● |
| 44HP | GMV-1235WM/B-X | | | | | | | | ●● |
| 46HP | GMV-1300WM/B-X | | ● | | | ● | | ● | |
| 48HP | GMV-1350WM/B-X | | ● | | | ● | | | ● |
| 50HP | GMV-1410WM/B-X | | | ● | | ● | | | ● |
| 52HP | GMV-1460WM/B-X | | ● | | | | | ● | ● |
| 54HP | GMV-1515WM/B-X | | ● | | | | | | ●● |
| 56HP | GMV-1580WM/B-X | | | ● | | | | | ●● |
| 58HP | GMV-1630WM/B-X | | | | ● | | | | ●● |
| 60HP | GMV-1685WM/B-X | | | | | ● | | | ●● |
| 62HP | GMV-1750WM/B-X | | | | | | ● | | ●● |
| 64HP | GMV-1800WM/B-X | | | | | | | ● | ●● |
| 66HP | GMV-1845WM/B-X | | | | | | | | ●●● |
| 68HP | GMV-1908WM/B-X | | ● | | | ● | | ● | ● |
| 70HP | GMV-1962WM/B-X | | ● | | | | ● | ● | ● |
| 72HP | GMV-2016WM/B-X | | ● | | | | | ●● | ● |
| 74HP | GMV-2072WM/B-X | | ● | | | | | ● | ●● |
| 76HP | GMV-2128WM/B-X | | ● | | | | | | ●●● |
| 78HP | GMV-2184WM/B-X | | | ● | | | | | ●●● |
| 80HP | GMV-2240WM/B-X | | | | ● | | | | ●●● |
| 82HP | GMV-2295WM/B-X | | | | | ● | | | ●●● |
| 84HP | GMV-2350WM/B-X | | | | | | ● | | ●●● |
| 86HP | GMV-2405WM/B-X | | | | | | | ● | ●●● |
| 88HP | GMV-2460WM/B-X | | | | | | | | ●●●● |

## GMV5 (Cooling Only) Outdoor Units Lineup（380-415V, 3N~50/60Hz)

| HP | Model | GMVL-224WM/D-X | GMVL-280WM/D-X | GMVL-335WM/D-X | GMVL-400WM/D-X | GMVL-450WM/D-X | GMVL-504WM/D-X | GMVL-560WM/D-X | GMVL-615WM/D-X |
|---|---|---|---|---|---|---|---|---|---|
| 8HP | GMVL-224WM/D-X | ● | | | | | | | |
| 10HP | GMVL-280WM/D-X | | ● | | | | | | |
| 12HP | GMVL-335WM/D-X | | | ● | | | | | |
| 14HP | GMVL-400WM/D-X | | | | ● | | | | |
| 16HP | GMVL-450WM/D-X | | | | | ● | | | |
| 18HP | GMVL-504WM/D-X | | | | | | ● | | |
| 20HP | GMVL-560WM/D-X | | | | | | | ● | |
| 22HP | GMVL-615WM/D-X | | | | | | | | ● |
| 24HP | GMVL-680WM/D-X | | ● | | ● | | | | |
| 26HP | GMVL-730WM/D-X | | ● | | | ● | | | |
| 28HP | GMVL-785WM/D-X | | ● | | | | ● | | |
| 30HP | GMVL-850WM/D-X | | ● | | | | | ● | |
| 32HP | GMVL-900WM/D-X | | ● | | | | | | ● |
| 34HP | GMVL-960WM/D-X | | | ● | | | | | ● |
| 36HP | GMVL-1010WM/D-X | | | | ● | | | | ● |
| 38HP | GMVL-1065WM/D-X | | | | | ● | | | ● |
| 40HP | GMVL-1130WM/D-X | | | | | | ● | | ● |
| 42HP | GMVL-1180WM/D-X | | | | | | | ● | ● |
| 44HP | GMVL-1235WM/D-X | | | | | | | | ●● |
| 46HP | GMVL-1300WM/D-X | | ● | | | ● | | ● | |
| 48HP | GMVL-1350WM/D-X | | ● | | | ● | | | ● |
| 50HP | GMVL-1410WM/D-X | | | ● | | ● | | | ● |
| 52HP | GMVL-1460WM/D-X | | ● | | | | | ● | ● |
| 54HP | GMVL-1515WM/D-X | | ● | | | | | | ●● |
| 56HP | GMVL-1580WM/D-X | | | ● | | | | | ●● |
| 58HP | GMVL-1630WM/D-X | | | | ● | | | | ●● |
| 60HP | GMVL-1685WM/D-X | | | | | ● | | | ●● |
| 62HP | GMVL-1750WM/D-X | | | | | | ● | | ●● |
| 64HP | GMVL-1800WM/D-X | | | | | | | ● | ●● |
| 66HP | GMVL-1845WM/D-X | | | | | | | | ●●● |
| 68HP | GMVL-1908WM/D-X | | ● | | | ● | | ● | ● |
| 70HP | GMVL-1962WM/D-X | | ● | | | | ● | ● | ● |
| 72HP | GMVL-2016WM/D-X | | ● | | | | | ●● | ● |
| 74HP | GMVL-2072WM/D-X | | ● | | | | | ● | ●● |
| 76HP | GMVL-2128WM/D-X | | ● | | | | | | ●●● |
| 78HP | GMVL-2184WM/D-X | | | ● | | | | | ●●● |
| 80HP | GMVL-2240WM/D-X | | | | ● | | | | ●●● |
| 82HP | GMVL-2295WM/D-X | | | | | ● | | | ●●● |
| 84HP | GMVL-2350WM/D-X | | | | | | ● | | ●●● |
| 86HP | GMVL-2405WM/D-X | | | | | | | ● | ●●● |
| 88HP | GMVL-2460WM/D-X | | | | | | | | ●●●● |

# GMV5 Specifications of ODU

## GMV5 380-415V, 50/60Hz

| Model | | - | GMV-224WM/B-X | GMV-280WM/B-X | GMV-335WM/B-X | GMV-400WM/B-X | GMV-450WM/B-X | GMV-504WM/B-X | GMV-560WM/B-X | GMV-615WM/B-X |
|---|---|---|---|---|---|---|---|---|---|---|
| Capacity range | | HP | 8 | 10 | 12 | 14 | 16 | 18 | 20 | 22 |
| Capacity | Cooling | kW | 22.4 | 28 | 33.5 | 40 | 45 | 50.4 | 56 | 61.5 |
| | Heating | kW | 25 | 31.5 | 37.5 | 45 | 50 | 56.5 | 63 | 69 |
| EER | | W/W | 4.40 | 4.51 | 4.33 | 4.30 | 4.11 | 3.91 | 3.89 | 3.51 |
| COP | | W/W | 5.20 | 5.34 | 4.72 | 4.50 | 4.17 | 4.09 | 4.00 | 3.67 |
| Power supply | | V/Ph/Hz | 380-415V 3N~ 50/60Hz | | | | | | | |
| Min. circuit/Max. fuse current | | A | 15.7/20 | 20.9/25 | 24.7/32 | 28.8/40 | 33.2/40 | 45.4/50 | 51.1/63 | 59.2/63 |
| Power comsumption | Cooling | kW | 5.09 | 6.21 | 7.74 | 9.30 | 10.95 | 12.90 | 14.40 | 17.50 |
| | Heating | kW | 4.81 | 5.90 | 7.95 | 10.00 | 12.00 | 13.80 | 15.75 | 18.80 |
| Maximum drive IDU NO. | | unit | 13 | 16 | 19 | 23 | 26 | 29 | 33 | 36 |
| Refrigerant charge volume | | kg | 5.9 | 6.7 | 8.2 | 9.8 | 10.3 | 11.3 | 14.3 | 14.3 |
| Sound pressure level | | dB(A) | 60 | 61 | 63 | 63 | 63 | 63 | 63 | 64 |
| Connecting pipe | Liquid | mm | Φ9.52 | Φ9.52 | Φ12.7 | Φ12.7 | Φ12.7 | Φ15.9 | Φ15.9 | Φ15.9 |
| | Gas | mm | Φ19.05 | Φ22.2 | Φ25.4 | Φ25.4 | Φ28.6 | Φ28.6 | Φ28.6 | Φ28.6 |
| | Oil balance | mm | Φ9.52 | | | | | Φ9.52 | | |
| Dimension (W×D×H) | Outline | mm | 930×765×1605 | | 1340×765×1605 | | | 1340×765×1740 | | |
| | Package | mm | 1010×840×1775 | | 1420×840×1775 | | | 1420×840×1910 | | |
| Net weight/Gross weight | | kg | 225/235 | 225/235 | 285/300 | 360/375 | 360/375 | 360/375 | 385/400 | 385/400 |
| Loading quantity | 40' GP | unit | 28 | 28 | 22 | 22 | 22 | 22 | 22 | 22 |
| | 40' HQ | unit | 28 | 28 | 22 | 22 | 22 | 22 | 22 | 22 |

## GMV5(Cooling Only)380-415V,50/60Hz

| Model | | - | GMVL-224 WM/D-X | GMVL-280 WM/D-X | GMVL-335 WM/D-X | GMVL-400 WM/D-X | GMVL-450 WM/D-X | GMVL-504 WM/D-X | GMVL-560 WM/D-X | GMVL-615 WM/D-X |
|---|---|---|---|---|---|---|---|---|---|---|
| Capacity range | | HP | 8 | 10 | 12 | 14 | 16 | 18 | 20 | 22 |
| Capacity | Cooling | kW | 22.4 | 28.0 | 33.5 | 40.0 | 45.0 | 50.4 | 56.0 | 61.5 |
| EER | | W/W | 4.31 | 4.00 | 3.76 | 3.74 | 3.49 | 3.29 | 3.20 | 3.15 |
| Power supply | | V/Ph/Hz | 380-415V 3N~ 50/60Hz | | | | | | | |
| Min. circuit/Max. fuse current | | A | 16.1/20 | 20.9/25 | 24.6/32 | 28.8/40 | 33.2/40 | 42.9/50 | 46.5/63 | 48.3/63 |
| Power comsumption | Cooling | kW | 5.2 | 7 | 8.9 | 10.7 | 12.9 | 15.3 | 17.5 | 19.5 |
| Maximum drive IDU NO. | | unit | 13 | 16 | 19 | 23 | 26 | 29 | 33 | 36 |
| Refrigerant charge volume | | kg | 5.9 | 6.7 | 7.2 | 8.2 | 8.7 | 8.7 | 10.8 | 11.3 |
| Sound pressure level | | dB(A) | 56 | 57 | 59 | 59 | 60 | 61 | 63 | 64 |
| Connecting pipe | Liquid | mm | Φ9.52 | Φ9.52 | Φ12.7 | Φ12.7 | Φ12.7 | Φ15.9 | Φ15.9 | Φ15.9 |
| | Gas | mm | Φ19.05 | Φ22.2 | Φ25.4 | Φ25.4 | Φ28.6 | Φ28.6 | Φ28.6 | Φ28.6 |
| Dimension (W×D×H) | Outline | mm | 930×765×1605 | | | 1340×765×1605 | | | 1340×765×1740 | |
| | Package | mm | 1010×840×1775 | | | 1420×840×1775 | | | 1420×840×1910 | |
| Net weight/Gross weight | | kg | 211/224 | 211/224 | 211/224 | 325/343 | 325/343 | 325/343 | 354/372 | 354/372 |
| Loading quantity | 40' GP | unit | 28 | 28 | 28 | 22 | 22 | 22 | 22 | 22 |
| | 40' HQ | unit | 28 | 28 | 28 | 22 | 22 | 22 | 22 | 22 |

# Specifications of ODU Combination

## GMV5 380-415V, 50/60Hz

| HP | Model | Power supply | Capacity | | Power input | | Dimension(W×D×H) | Airflow volume | ESP | Sound pressure level | Operation sound pressure level at night | Connecting pipe | | | Min. circuit current | Max. fuse current | Weight |
|---|---|---|---|---|---|---|---|---|---|---|---|---|---|---|---|---|---|
| | | | Cooling | Heating | Cooling | Heating | | | | | | Liquid | Gas | Oil balance | | | |
| | | | kW | kW | kW | kW | mm | m³/h | Pa | dB(A) | dB(A) | mm | mm | mm | A | A | kg |
| 24HP | GMV-680WM/B-X | 380 - 415V 3N-50/60Hz | 68 | 76.5 | 15.51 | 15.90 | (930×765×1605 ) +(1340×765×1605 ) | 11400+14000 | 82 | 65 | 43 | Φ15.9 | Φ28.6 | Φ9.52 | 20.9+28.8 | 25 + 40 | 225+360 |
| 26HP | GMV-730WM/B-X | | 73 | 81.5 | 17.16 | 17.90 | (930×765×1605 ) +(1340×765×1605 ) | 11400+14000 | 82 | 65 | 43 | Φ19.05 | Φ31.8 | Φ9.52 | 20.9+33.2 | 25 + 40 | 225+360 |
| 28HP | GMV-785WM/B-X | | 78.4 | 88 | 19.11 | 19.70 | (930×765×1605 ) +(1340×765×1740 ) | 11400+16000 | 82 | 66 | 43 | Φ19.05 | Φ31.8 | Φ9.52 | 20.9+45.4 | 25 + 50 | 225+360 |
| 30HP | GMV-850WM/B-X | | 84 | 94.5 | 20.61 | 21.65 | (930×765×1605 ) +(1340×765×1740 ) | 11400+16000 | 82 | 67 | 43 | Φ19.05 | Φ31.8 | Φ9.52 | 20.9+51.1 | 25 + 63 | 225+385 |
| 32HP | GMV-900WM/B-X | | 89.5 | 100.5 | 23.71 | 24.70 | (930×765×1605 ) +(1340×765×1740 ) | 11400+16000 | 82 | 67 | 43 | Φ19.05 | Φ31.8 | Φ9.52 | 20.9+59.2 | 25 + 63 | 225+385 |
| 34HP | GMV-960WM/B-X | | 95 | 106.5 | 25.24 | 26.75 | (1340×765×1605 ) +(1340×765×1740 ) | 14000+16000 | 82 | 68 | 43 | Φ19.05 | Φ31.8 | Φ9.52 | 24.7+59.2 | 32 + 63 | 285+385 |
| 36HP | GMV-1010WM/B-X | | 101.5 | 114 | 26.80 | 28.80 | (1340×765×1605 ) +(1340×765×1740 ) | 14000+16000 | 82 | 68 | 43 | Φ19.05 | Φ38.1 | Φ9.52 | 28.8+59.2 | 40 + 63 | 360+385 |
| 38HP | GMV-1065WM/B-X | | 106.5 | 119 | 28.45 | 30.80 | (1340×765×1605 ) +(1340×765×1740 ) | 14000+16000 | 82 | 68 | 43 | Φ19.05 | Φ38.1 | Φ9.52 | 33.2+59.2 | 40 + 63 | 360+385 |
| 40HP | GMV-1130WM/B-X | | 111.9 | 125.5 | 30.40 | 32.60 | (1340×765×1740 ) ×2 | 16000×2 | 82 | 68 | 43 | Φ19.05 | Φ38.1 | Φ9.52 | 45.4+59.2 | 50 + 63 | 360+385 |
| 42HP | GMV-1180WM/B-X | | 117.5 | 132 | 31.90 | 34.55 | (1340×765×1740 ) ×2 | 16000×2 | 82 | 69 | 43 | Φ19.05 | Φ38.1 | Φ9.52 | 51.1+59.2 | 63 + 63 | 385+385 |
| 44HP | GMV-1235WM/B-X | | 123 | 138 | 35.00 | 37.60 | (1340×765×1740 ) ×2 | 16000×2 | 82 | 69 | 43 | Φ19.05 | Φ38.1 | Φ9.52 | 59.2+59.2 | 63 + 63 | 385+385 |
| 46HP | GMV-1300WM/B-X | | 129 | 144.5 | 31.56 | 33.65 | (930×765×1605 ) +(1340×765×1605 ) +(1340×765×1740 ) | 11400+14000+16000 | 82 | 69 | 45 | Φ19.05 | Φ38.1 | Φ9.52 | 20.9+33.2+51.1 | 25 + 40 + 63 | 225+360+385 |
| 48HP | GMV-1350WM/B-X | | 134.5 | 150.5 | 34.66 | 36.70 | (930×765×1605 ) +(1340×765×1605 ) +(1340×765×1740 ) | 11400+14000+16000 | 82 | 69 | 45 | Φ19.05 | Φ38.1 | Φ9.52 | 20.9+33.2+59.2 | 25 + 40 + 63 | 225+360+385 |
| 50HP | GMV-1410WM/B-X | | 140 | 156.5 | 36.19 | 38.75 | (1340×765×1605 ) ×2+(1340×765×1740 ) | 14000×2+16000 | 82 | 69 | 45 | Φ19.05 | Φ41.3 | Φ9.52 | 24.7+33.2+59.2 | 32 + 40 + 63 | 285+360+385 |
| 52HP | GMV-1460WM/B-X | | 145.5 | 163.5 | 38.11 | 40.45 | (930×765×1605 ) +(1340×765×1740 ) ×2 | 11400+16000×2 | 82 | 69 | 45 | Φ19.05 | Φ41.3 | Φ9.52 | 20.9+51.1+59.2 | 25 + 63 + 63 | 225+385×2 |
| 54HP | GMV-1515WM/B-X | | 151 | 169.5 | 41.21 | 43.50 | (930×765×1605 ) +(1340×765×1740 ) ×2 | 11400+16000×2 | 82 | 70 | 45 | Φ19.05 | Φ41.3 | Φ9.52 | 20.9+59.2+59.2 | 25 + 63 + 63 | 225+385×2 |
| 56HP | GMV-1580WM/B-X | | 156.5 | 175.5 | 42.74 | 45.55 | (1340×765×1605 ) +(1340×765×1740 ) ×2 | 14000+16000×2 | 82 | 70 | 45 | Φ19.05 | Φ41.3 | Φ9.52 | 24.7+59.2+59.2 | 32 + 63 + 63 | 285+385×2 |
| 58HP | GMV-1630WM/B-X | | 163 | 183 | 44.30 | 47.60 | (1340×765×1605 ) +(1340×765×1740 ) ×2 | 14000+16000×2 | 82 | 70 | 45 | Φ19.05 | Φ41.3 | Φ9.52 | 28.8+59.2+59.2 | 40 + 63 + 63 | 360+385×2 |
| 60HP | GMV-1685WM/B-X | | 168 | 188 | 45.95 | 49.60 | (1340×765×1605 ) +(1340×765×1740 ) ×2 | 14000+16000×2 | 82 | 70 | 45 | Φ19.05 | Φ41.3 | Φ9.52 | 33.2+59.2+59.2 | 40 + 63 + 63 | 360+385×2 |
| 62HP | GMV-1750WM/B-X | | 173.4 | 194.5 | 47.90 | 51.40 | (1340×765×1740 ) ×3 | 16000×3 | 82 | 70 | 45 | Φ19.05 | Φ41.3 | Φ9.52 | 45.4+59.2+59.2 | 50 + 63 + 63 | 360+385×2 |
| 64HP | GMV-1800WM/B-X | | 179 | 201 | 49.40 | 53.35 | (1340×765×1740 ) ×3 | 16000×3 | 82 | 71 | 45 | Φ19.05 | Φ41.3 | Φ9.52 | 51.1+59.2+59.2 | 63 + 63 + 63 | 385×3 |
| 66HP | GMV-1845WM/B-X | | 184.5 | 207 | 52.50 | 56.40 | (1340×765×1740 ) ×3 | 16000×3 | 82 | 71 | 45 | Φ19.05 | Φ41.3 | Φ9.52 | 59.2+59.2+59.2 | 63+63+63 | 385×3 |
| 68HP | GMV-1908WM/B-X | | 190.5 | 213.5 | 49.06 | 52.45 | (930×765×1605 ) +(1340×765×1605 ) +(1340×765×1740 ) ×2 | 11400+14000+16000×2 | 82 | 72 | 47 | Φ22.2 | Φ44.5 | Φ9.52 | 20.9+33.2+51.1+59.2 | 25+40+63+63 | 225+360+385×2 |
| 70HP | GMV-1962WM/B-X | | 195.9 | 220 | 51.01 | 54.25 | (930×765×1605 ) +(1340×765×1740 ) ×3 | 11400+16000×3 | 82 | 73 | 47 | Φ22.2 | Φ44.5 | Φ9.52 | 20.9+45.4+51.1+59.2 | 25+50+63+63 | 225+360+385×2 |
| 72HP | GMV-2016WM/B-X | | 201.5 | 226.5 | 52.51 | 56.20 | (930×765×1605 ) +(1340×765×1740 ) ×3 | 11400+16000×3 | 82 | 73 | 47 | Φ22.2 | Φ44.5 | Φ9.52 | 20.9+51.1+51.1+59.2 | 25+63+63+63 | 225+385×3 |
| 74HP | GMV-2072WM/B-X | | 207 | 232.5 | 55.61 | 59.25 | (930×765×1605 ) +(1340×765×1740 ) ×3 | 11400+16000×3 | 82 | 73 | 47 | Φ22.2 | Φ44.5 | Φ9.52 | 20.9+51.1+59.2+59.2 | 25+63+63+63 | 225+385×3 |
| 76HP | GMV-2128WM/B-X | | 212.5 | 238.5 | 58.71 | 62.30 | (930×765×1605 ) +(1340×765×1740 ) ×3 | 11400+16000×3 | 82 | 73 | 47 | Φ22.2 | Φ44.5 | Φ9.52 | 20.9+59.2+59.2+59.2 | 25+63+63+63 | 225+385×3 |
| 78HP | GMV-2184WM/B-X | | 218 | 244.5 | 60.24 | 64.35 | (1340×765×1605 ) +(1340×765×1740 ) ×3 | 14000+16000×3 | 82 | 74 | 47 | Φ22.2 | Φ44.5 | Φ9.52 | 24.7+59.2+59.2+59.2 | 32+63+63+63 | 285+385×3 |
| 80HP | GMV-2240WM/B-X | | 224.5 | 252 | 61.80 | 66.40 | (1340×765×1605 ) +(1340×765×1740 ) ×3 | 14000+16000×3 | 82 | 74 | 47 | Φ22.2 | Φ44.5 | Φ9.52 | 28.8+59.2+59.2+59.2 | 40+63+63+63 | 360+385×3 |
| 82HP | GMV-2295WM/B-X | | 229.5 | 257 | 63.45 | 68.40 | (1340×765×1605 ) +(1340×765×1740 ) ×3 | 14000+16000×3 | 82 | 74 | 47 | Φ22.2 | Φ44.5 | Φ9.52 | 33.2+59.2+59.2+59.2 | 40+63+63+63 | 360+385×3 |
| 84HP | GMV-2350WM/B-X | | 234.9 | 263.5 | 65.40 | 70.20 | (1340×765×1740 ) ×4 | 16000×4 | 82 | 75 | 47 | Φ22.2 | Φ44.5 | Φ9.52 | 45.4+59.2+59.2+59.2 | 50+63+63+63 | 360+385×3 |
| 86HP | GMV-2405WM/B-X | | 240.5 | 270 | 66.90 | 72.15 | (1340×765×1740 ) ×4 | 16000×4 | 82 | 75 | 47 | Φ22.2 | Φ44.5 | Φ9.52 | 51.1+59.2+59.2+59.2 | 63+63+63+63 | 385×4 |
| 88HP | GMV-2460WM/B-X | | 246 | 276 | 70.00 | 75.20 | (1340×765×1740 ) ×4 | 16000×4 | 82 | 75 | 47 | Φ22.2 | Φ44.5 | Φ9.52 | 59.2+59.2+59.2+59.2 | 63+63+63+63 | 385×4 |

## GMV5 (Cooling Only) 380-415V, 50/60Hz

| HP | Model | Power supply | Cooling capacity | Power input | Dimension (W×D×H) | Airflow volume | ESP | Noise | Noise at night | Connecting pipe | | Oil balance pipe | Min. circuit current | Max.fuse current | Weight |
|---|---|---|---|---|---|---|---|---|---|---|---|---|---|---|---|
| | | | Cooling | Cooling | | | | | Operation noise | Liquid | Gas | | | | |
| | | | kW | kW | mm | $m^3/h$ | Pa | db(A) | db(A) | mm | mm | mm | A | A | kg |
| 24HP | GMVL-680WM/D-X | 380-415V 3N~ 50/60Hz | 68.0 | 19.7 | (930 × 765 × 1605)+(1340 × 765 × 1605) | 11400+14000 | 82 | 65 | 43 | Φ15.9 | Φ28.6 | Φ9.52 | 20.9+28.8 | 25+40 | 211+325 |
| 26HP | GMVL-730WM/D-X | | 73.0 | 19.9 | (930 × 765 × 1605)+(1340 × 765 × 1605) | 11400+14000 | 82 | 65 | 43 | Φ19.05 | Φ31.8 | Φ9.52 | 20.9+33.2 | 25+40 | 211+325 |
| 28HP | GMVL-785WM/D-X | | 78.4 | 22.3 | (930 × 765 × 1605)+(1340 × 765 × 1605) | 11400+14000 | 82 | 66 | 43 | Φ19.05 | Φ31.8 | Φ9.52 | 20.9+42.9 | 25+50 | 211+325 |
| 30HP | GMVL-850WM/D-X | | 84.0 | 24.5 | (930 × 765 × 1605)+(1340 × 765 × 1740) | 11400+16000 | 82 | 67 | 43 | Φ19.05 | Φ31.8 | Φ9.52 | 20.9+46.5 | 25+63 | 211+354 |
| 32HP | GMVL-900WM/D-X | | 89.5 | 26.5 | (930 × 765 × 1605)+(1340 × 765 × 1740) | 11400+16000 | 82 | 67 | 43 | Φ19.05 | Φ31.8 | Φ9.52 | 20.9+48.3 | 25+63 | 211+354 |
| 34HP | GMVL-960WM/D-X | | 95.0 | 28.4 | (930 × 765 × 1605 )+(1340× 765× 1740) | 11400+16000 | 82 | 68 | 43 | Φ19.05 | Φ31.8 | Φ9.52 | 24.6+48.3 | 32+63 | 211+354 |
| 36HP | GMVL-1010WM/D-X | | 101.5 | 30.2 | (1340 × 765 × 1605 )+(1340× 765× 1740) | 14000+16000 | 82 | 68 | 43 | Φ19.05 | Φ38.1 | Φ9.52 | 28.8+48.3 | 40+63 | 325+354 |
| 38HP | GMVL-1065WM/D-X | | 106.5 | 32.4 | (1340 × 765 × 1605 )+(1340× 765× 1740) | 14000+16000 | 82 | 68 | 43 | Φ19.05 | Φ38.1 | Φ9.52 | 33.2+48.3 | 40+63 | 325+354 |
| 40HP | GMVL-1130WM/D-X | | 111.9 | 34.8 | (1340 × 765 × 1605 )+(1340× 765× 1740) | 14000+16000 | 82 | 68 | 43 | Φ19.05 | Φ38.1 | Φ9.52 | 42.9+48.3 | 50+63 | 325+354 |
| 42HP | GMVL-1180WM/D-X | | 117.5 | 37.0 | (1340× 765× 1740)×2 | 16000×2 | 82 | 69 | 43 | Φ19.05 | Φ38.1 | Φ9.52 | 46.5+48.3 | 63+63 | 354+354 |
| 44HP | GMVL-1235WM/D-X | | 123.0 | 39.0 | (1340× 765× 1740)×2 | 16000×2 | 82 | 69 | 43 | Φ19.05 | Φ38.1 | Φ9.52 | 48.3+48.3 | 63+63 | 354+354 |
| 46HP | GMVL-1300WM/D-X | | 129.0 | 37.4 | (930 × 765 × 1605 ) +(1340 × 765 × 1605 )+(1340×765× 1740) | 11400+14000+16000 | 82 | 69 | 45 | Φ19.05 | Φ38.1 | Φ9.52 | 20.9+33.2+46.5 | 25+40+63 | 211+325+354 |
| 48HP | GMVL-1350WM/D-X | | 134.5 | 39.4 | (930 × 765 × 1605 ) +(1340 × 765 × 1605 )+(1340×765× 1740) | 11400+14000+16000 | 82 | 69 | 45 | Φ19.05 | Φ38.1 | Φ9.52 | 20.9+33.2+48.3 | 25+40+63 | 211+325+354 |
| 50HP | GMVL-1410WM/D-X | | 140.0 | 41.3 | (930 × 765 × 1605 )+(1340 × 765 × 1605 )+(1340×765× 1740) | 11400+14000+16000 | 82 | 69 | 45 | Φ19.05 | Φ41.3 | Φ9.52 | 24.6+33.2+48.3 | 32+40+63 | 211+325+354 |
| 52HP | GMVL-1460WM/D-X | | 145.5 | 44.0 | (930×765× 1605)+(1340× 765× 1740)×2 | 11400+16000×2 | 82 | 69 | 45 | Φ19.05 | Φ41.3 | Φ9.52 | 20.9+46.5+48.3 | 25+63+63 | 211+354+354 |
| 54HP | GMVL-1515WM/D-X | | 151.0 | 46.0 | (930×765× 1605)+(1340× 765× 1740)×2 | 11400+16000×2 | 82 | 70 | 45 | Φ19.05 | Φ41.3 | Φ9.52 | 20.9+48.3+48.3 | 25+63+63 | 211+354+354 |
| 56HP | GMVL-1580WM/D-X | | 156.5 | 47.9 | (930×765× 1605)+(1340× 765× 1740)×2 | 11400+16000×2 | 82 | 70 | 45 | Φ19.05 | Φ41.3 | Φ9.52 | 24.6+48.3+48.3 | 32+63+63 | 211+354+354 |
| 58HP | GMVL-1630WM/D-X | | 163.0 | 49.7 | (1340×765× 1605)+(1340× 765× 1740)×2 | 14000+16000×2 | 82 | 70 | 45 | Φ19.05 | Φ41.3 | Φ9.52 | 28.8+48.3+48.3 | 40+63+63 | 325+354+354 |
| 60HP | GMVL-1685WM/D-X | | 168.0 | 51.9 | (1340×765× 1605)+(1340× 765× 1740)×2 | 14000+16000×2 | 82 | 70 | 45 | Φ19.05 | Φ41.3 | Φ9.52 | 33.2+48.3+48.3 | 40+63+63 | 325+354+354 |
| 62HP | GMVL-1750WM/D-X | | 173.4 | 54.3 | (1340×765× 1605)+(1340× 765× 1740)×2 | 14000+16000×2 | 82 | 70 | 45 | Φ19.05 | Φ41.3 | Φ9.52 | 42.9+48.3+48.3 | 50+63+63 | 325+354+354 |
| 64HP | GMVL-1800WM/D-X | | 179.0 | 56.5 | (1340× 765× 1740)×3 | 16000×3 | 82 | 71 | 45 | Φ19.05 | Φ41.3 | Φ9.52 | 46.5+48.3+48.3 | 63+63+63 | 354+354+354 |
| 66HP | GMVL-1845WM/D-X | | 184.5 | 58.5 | (1340× 765× 1740)×3 | 16000×3 | 82 | 71 | 45 | Φ19.05 | Φ41.3 | Φ9.52 | 48.3+48.3+48.3 | 63+63+63 | 354+354+354 |
| 68HP | GMVL-1908WM/D-X | | 190.5 | 56.9 | (930 × 765 × 1605 ) +(1340×765× 1605)+(1340× 765× 1740)×2 | 11400+14000+16000×2 | 82 | 72 | 47 | Φ22.2 | Φ44.5 | Φ9.52 | 20.9+33.2+46.5+48.3 | 25+40+63+63 | 211+325+354+354 |
| 70HP | GMVL-1962WM/D-X | | 195.9 | 59.3 | (930 × 765 × 1605 ) +(1340×765× 1605)+(1340× 765× 1740)×2 | 11400+14000+16000×2 | 82 | 73 | 47 | Φ22.2 | Φ44.5 | Φ9.52 | 20.9+42.9+46.5+48.3 | 25+50+63+63 | 211+325+354+354 |
| 72HP | GMVL-2016WM/D-X | | 201.5 | 61.5 | (930×765×1605)+(1340× 765× 1740)×3 | 11400+16000×3 | 82 | 73 | 47 | Φ22.2 | Φ44.5 | Φ9.52 | 20.9+46.5+46.5+48.3 | 25+63+63+63 | 211+354+354+354 |
| 74HP | GMVL-2072WM/D-X | | 207.0 | 63.5 | (930×765×1605)+(1340× 765× 1740)×3 | 11400+16000×3 | 82 | 73 | 47 | Φ22.2 | Φ44.5 | Φ9.52 | 20.9+46.5+48.3+48.3 | 25+63+63+63 | 211+354+354+354 |
| 76HP | GMVL-2128WM/D-X | | 212.5 | 65.5 | (930×765×1605)+(1340× 765× 1740)×3 | 11400+16000×3 | 82 | 73 | 47 | Φ22.2 | Φ44.5 | Φ9.52 | 20.9+48.3+48.3+48.3 | 25+63+63+63 | 211+354+354+354 |
| 78HP | GMVL-2184WM/D-X | | 218.0 | 67.4 | (930×765×1605)+(1340× 765× 1740)×3 | 11400+16000×3 | 82 | 74 | 47 | Φ22.2 | Φ44.5 | Φ9.52 | 24.6+48.3+48.3+48.3 | 32+63+63+63 | 211+354+354+354 |
| 80HP | GMVL-2240WM/D-X | | 224.5 | 69.2 | (1340×765×1605)+(1340× 765× 1740)×3 | 14000+16000×3 | 82 | 74 | 47 | Φ22.2 | Φ44.5 | Φ9.52 | 28.8+48.3+48.3+48.3 | 40+63+63+63 | 325+354+354+354 |
| 82HP | GMVL-2295WM/D-X | | 229.5 | 71.4 | (1340×765×1605)+(1340× 765× 1740)×3 | 14000+16000×3 | 82 | 74 | 47 | Φ22.2 | Φ44.5 | Φ9.52 | 33.2+48.3+48.3+48.3 | 40+63+63+63 | 325+354+354+354 |
| 84HP | GMVL-2350WM/D-X | | 234.9 | 73.8 | (1340×765×1605)+(1340× 765× 1740)×3 | 14000+16000×3 | 82 | 75 | 47 | Φ22.2 | Φ44.5 | Φ9.52 | 42.9+48.3+48.3+48.3 | 50+63+63+63 | 325+354+354+354 |
| 86HP | GMVL-2405WM/D-X | | 240.5 | 76.0 | (1340× 765× 1740)×4 | 16000×4 | 82 | 75 | 47 | Φ22.2 | Φ44.5 | Φ9.52 | 46.5+48.3+48.3+48.3 | 63+63+63+63 | 354+354+354+354 |
| 88HP | GMVL-2460WM/D-X | | 246.0 | 78.0 | (1340× 765× 1740)×4 | 16000×4 | 82 | 75 | 47 | Φ22.2 | Φ44.5 | Φ9.52 | 48.3+48.3+48.3+48.3 | 63+63+63+63 | 354+354+354+354 |

## GMV5E Outdoor Units Lineup (380-415V, 50/60Hz)

| HP | Model | GMV-224WM/E-X | GMV-280WM/E-X (GMV-280WM/E1-X) | GMV-335WM/E-X | GMV-400WM/E-X | GMV-450WM/E-X (GMV-450WM/E1-X) | GMV-504WM/E-X | GMV-560WM/E-X | GMV-615WM/E-X |
|---|---|---|---|---|---|---|---|---|---|
| 8HP | GMV-224WM/E-X | ● | | | | | | | |
| 10HP | GMV-280WM/E-X (GMV-280WM/E1-X) | | ● | | | | | | |
| 12HP | GMV-335WM/E-X | | | ● | | | | | |
| 14HP | GMV-400WM/E-X | | | | ● | | | | |
| 16HP | GMV-450WM/E-X (GMV-450WM/E1-X) | | | | | ● | | | |
| 18HP | GMV-504WM/E-X | | | | | | ● | | |
| 20HP | GMV-560WM/E-X | | | | | | | ● | |
| 22HP | GMV-615WM/E-X | | | | | | | | ● |
| 24HP | GMV-680WM/E-X | | ● | | ● | | | | |
| 26HP | GMV-730WM/E-X | | ● | | | ● | | | |
| 28HP | GMV-785WM/E-X | | ● | | | | ● | | |
| 30HP | GMV-850WM/E-X | | ● | | | | | ● | |
| 32HP | GMV-900WM/E-X | | ● | | | | | | ● |
| 34HP | GMV-960WM/E-X | | | ● | | | | | ● |
| 36HP | GMV-1010WM/E-X | | | | ● | | | | ● |
| 38HP | GMV-1065WM/E-X | | | | | ● | | | ● |
| 40HP | GMV-1130WM/E-X | | | | | | ● | | ● |
| 42HP | GMV-1180WM/E-X | | | | | | | ● | ● |
| 44HP | GMV-1235WM/E-X | | | | | | | | ●● |
| 46HP | GMV-1300WM/E-X | | ● | | | ● | | ● | |
| 48HP | GMV-1350WM/E-X | | ● | | | ● | | | ● |
| 50HP | GMV-1410WM/E-X | | | ● | | ● | | | ● |
| 52HP | GMV-1460WM/E-X | | ● | | | | | ● | ● |
| 54HP | GMV-1515WM/E-X | | ● | | | | | | ●● |
| 56HP | GMV-1580WM/E-X | | | ● | | | | | ●● |
| 58HP | GMV-1630WM/E-X | | | | ● | | | | ●● |
| 60HP | GMV-1685WM/E-X | | | | | ● | | | ●● |
| 62HP | GMV-1750WM/E-X | | | | | | ● | | ●● |
| 64HP | GMV-1800WM/E-X | | | | | | | ● | ●● |
| 66HP | GMV-1845WM/E-X | | | | | | | | ●●● |
| 68HP | GMV-1908WM/E-X | | ● | | | ● | | ● | ● |
| 70HP | GMV-1962WM/E-X | | ● | | | | ● | ● | ● |
| 72HP | GMV-2016WM/E-X | | ● | | | | | ●● | ● |
| 74HP | GMV-2072WM/E-X | | ● | | | | | ● | ●● |
| 76HP | GMV-2128WM/E-X | | ● | | | | | | ●●● |
| 78HP | GMV-2184WM/E-X | | | ● | | | | | ●●● |
| 80HP | GMV-2240WM/E-X | | | | ● | | | | ●●● |
| 82HP | GMV-2295WM/E-X | | | | | ● | | | ●●● |
| 84HP | GMV-2350WM/E-X | | | | | | ● | | ●●● |
| 86HP | GMV-2405WM/E-X | | | | | | | ● | ●●● |
| 88HP | GMV-2460WM/E-X | | | | | | | | ●●●● |

Note:
1. Due to the same capacity, GMV-280WM/E1-X model and GMV-280WM/E-X model can replace each other for operation; GMV-450WM/E1-X model and GMV-450WM/E-X model can replace each other for operation.
2. The combination models of the outdoor units are not Eurovent certified.

# GMV5E Specifications of ODU

## GMV5E 380-415V, 50/60Hz

| Model | | | GMV-224WM/E-X | GMV-280WM/E-X | GMV-280WM/E1-X | GMV-335WM/E-X | GMV-400WM/E-X |
|---|---|---|---|---|---|---|---|
| Capacity range | | HP | 8 | 10 | 10 | 12 | 14 |
| Cooling capacity | Rated * | kW | 22.4 | 28.0 | 28.0 | 33.5 | 40.0 |
| Heating capacity | Rated * | kW | 20.0 | 22.0 | 20.5 | 23.5 | 31.5 |
| | Max. | kW | 25.0 | 31.5 | 31.5 | 37.5 | 45.0 |
| SEER | Ducted * | - | 8.30 | 8.41 | 7.25 | 5.81 | 5.43 |
| | Cassette * | - | 6.07 | 6.80 | 5.72 | 5.93 | 5.80 |
| SCOP | Ducted * | - | 4.97 | 4.99 | 4.60 | 4.34 | 4.12 |
| | Cassette * | - | 4.07 | 4.10 | 3.92 | 3.94 | 3.76 |
| Power supply | | V/Ph/Hz | 380-415V 3N~50/60Hz | | | | |
| Min. circuit current | | A | 16.1 | 20.9 | 20.9 | 24.6 | 28.8 |
| Max. fuse current | | A | 20 | 25 | 25 | 32 | 40 |
| Maximum drive IDU NO. | | unit | 13 | 16 | 16 | 19 | 23 |
| Refrigerant charge volume | | kg | 5.9 | 9 | 6.7 | 8.2 | 9.8 |
| Sound pressure level(Cooling) | | dB(A) | 60 | 61 | 61 | 63 | 63 |
| Sound power level(Cooling) | Ducted * | dB(A) | 85 | 86 | 85 | 80 | 86 |
| | Cassette * | dB(A) | 84 | 86 | 85 | 82 | 85 |
| Connecting pipe | Liquid | mm | Φ9.52 | Φ9.52 | Φ9.52 | Φ12.7 | Φ12.7 |
| | Gas | mm | Φ19.05 | Φ22.2 | Φ22.2 | Φ25.4 | Φ25.4 |
| | Oil balance | mm | Φ9.52 | Φ9.52 | Φ9.52 | Φ9.52 | Φ9.52 |
| Dimension(W×D×H) | Outline | mm | 930×765×1605 | 930×765×1605 | 930×765×1605 | 1340×765×1605 | 1340×765×1605 |
| | Package | mm | 1010×840×1775 | 1010×840×1775 | 1010×840×1775 | 1420×840×1775 | 1420×840×1775 |
| Net weight/Gross weight | | kg | 225/235 | 235/245 | 225/235 | 285/300 | 360/375 |
| Loading quantity | 40' GP | set | 28 | 28 | 28 | 22 | 22 |
| | 40' HQ | set | 28 | 28 | 28 | 22 | 22 |

| Model | | | GMV-450WM/E-X | GMV-450WM/E1-X | GMV-504WM/E-X | GMV-560WM/E-X | GMV-615WM/E-X |
|---|---|---|---|---|---|---|---|
| Capacity range | | HP | 16 | 16 | 18 | 20 | 22 |
| Cooling capacity | Rated * | kW | 45.0 | 45.0 | 50.4 | 56.0 | 61.5 |
| Heating capacity | Rated * | kW | 33.5 | 30.5 | 37.5 | 40.5 | 40.5 |
| | Max. | kW | 50.0 | 50.0 | 56.5 | 63.0 | 69.0 |
| SEER | Ducted * | - | 6.74 | 4.79 | 6.79 | 6.79 | 6.20 |
| | Cassette * | - | 6.10 | 5.21 | 6.02 | 5.73 | 5.33 |
| SCOP | Ducted * | - | 4.89 | 3.96 | 4.68 | 4.66 | 4.96 |
| | Cassette * | - | 3.90 | 3.37 | 4.00 | 4.15 | 3.86 |
| Power supply | | V/Ph/Hz | 380-415V 3N~50/60Hz | | | | |
| Min. circuit current | | A | 33.2 | 33.2 | 44.7 | 50 | 53.6 |
| Max. fuse current | | A | 40 | 40 | 50 | 63 | 63 |
| Maximum drive IDU NO. | | unit | 26 | 26 | 29 | 33 | 36 |
| Refrigerant charge volume | | kg | 10.3 | 10.3 | 11.3 | 14.3 | 14.3 |
| Sound pressure level(Cooling) | | dB(A) | 63 | 63 | 63 | 63 | 64 |
| Sound power level(Cooling) | Ducted * | dB(A) | 80 | 89 | 86 | 92 | 92 |
| | Cassette * | dB(A) | 89 | 86 | 85 | 89 | 91 |
| Connecting pipe | Liquid | mm | Φ 12.7 | Φ 12.7 | Φ 15.9 | Φ 15.9 | Φ 15.9 |
| | Gas | mm | Φ 28.6 | Φ 28.6 | Φ 28.6 | Φ 28.6 | Φ 28.6 |
| | Oil balance | mm | Φ 9.52 | Φ 9.52 | Φ 9.52 | Φ 9.52 | Φ 9.52 |
| Dimension(W × D × H) | Outline | mm | 1340 × 765 × 1740 | 1340 × 765 × 1605 | 1340 × 765 × 1740 | 1340 × 765 × 1740 | 1340 × 765 × 1740 |
| | Package | mm | 1420 × 840 × 1910 | 1420 × 840 × 1775 | 1420 × 840 × 1910 | 1420 × 840 × 1910 | 1420 × 840 × 1910 |
| Net weight/Gross weight | | kg | 360/375 | 360/375 | 360/375 | 385/400 | 385/400 |
| Loading quantity | 40' GP | set | 22 | 22 | 22 | 22 | 22 |
| | 40' HQ | set | 22 | 22 | 22 | 22 | 22 |

Note：The data is Eurovent certified.

# Specifications of ODU Combination

## GMV5E 380-415V, 50/60Hz

| HP | Model | Power Supply | Cooling capacity | Heating capacity | | Connecting pipe diameter | | | Min. circuit current | Max. fuse current | Refrigerant charge volume | Net weight | Gross weight |
|---|---|---|---|---|---|---|---|---|---|---|---|---|---|
| | | | Rated | Rated | Max. | Liquid | Gas | Oil Balance | | | | | |
| | | | kW | kW | kW | mm | mm | mm | A | A | kg | kg | kg |
| 24 | GMV-680WM/E-X | 380-415V 3N~50/60Hz | 68 | 53.5 | 76.5 | Φ 15.9 | Φ 28.6 | Φ 9.52 | 20.9+28.8 | 25+40 | 18.8 | 595 | 620 |
| 26 | GMV-730WM/E-X | | 73 | 55.5 | 81.5 | Φ 19.05 | Φ 31.8 | Φ 9.52 | 20.9+33.2 | 25+40 | 19.3 | 595 | 620 |
| 28 | GMV-785WM/E-X | | 78.4 | 59.5 | 88 | Φ 19.05 | Φ 31.8 | Φ 9.52 | 20.9+44.7 | 25+50 | 20.3 | 595 | 620 |
| 30 | GMV-850WM/E-X | | 84 | 62.5 | 94.5 | Φ 19.05 | Φ 31.8 | Φ 9.52 | 20.9+50 | 25+63 | 23.3 | 620 | 645 |
| 32 | GMV-900WM/E-X | | 89.5 | 62.5 | 100.5 | Φ 19.05 | Φ 31.8 | Φ 9.52 | 20.9+53.6 | 25+63 | 23.3 | 620 | 645 |
| 34 | GMV-960WM/E-X | | 95 | 64 | 106.5 | Φ 19.05 | Φ 31.8 | Φ 9.52 | 24.6+53.6 | 32+63 | 22.5 | 670 | 700 |
| 36 | GMV-1010WM/E-X | | 101.5 | 72 | 114 | Φ 19.05 | Φ 38.1 | Φ 9.52 | 28.8+53.6 | 40+63 | 24.1 | 745 | 775 |
| 38 | GMV-1065WM/E-X | | 106.5 | 74 | 119 | Φ 19.05 | Φ 38.1 | Φ 9.52 | 33.2+53.6 | 40+63 | 24.6 | 745 | 775 |
| 40 | GMV-1130WM/E-X | | 111.9 | 78 | 125.5 | Φ 19.05 | Φ 38.1 | Φ 9.52 | 44.7+53.6 | 50+63 | 25.6 | 745 | 775 |
| 42 | GMV-1180WM/E-X | | 117.5 | 81 | 132 | Φ 19.05 | Φ 38.1 | Φ 9.52 | 50+53.6 | 60+63 | 28.6 | 770 | 800 |
| 44 | GMV-1235WM/E-X | | 123 | 81 | 138 | Φ 19.05 | Φ 38.1 | Φ 9.52 | 53.6+53.6 | 60+63 | 28.6 | 770 | 800 |
| 46 | GMV-1300WM/E-X | | 129 | 96 | 144.5 | Φ 19.05 | Φ 38.1 | Φ 9.52 | 20.9+33.2+50 | 25+40+63 | 33.6 | 980 | 1020 |
| 48 | GMV-1350WM/E-X | | 134.5 | 96 | 150.5 | Φ 19.05 | Φ 38.1 | Φ 9.52 | 20.9+33.2+53.6 | 25+40+63 | 33.6 | 980 | 1020 |
| 50 | GMV-1410WM/E-X | | 140 | 97.5 | 156.5 | Φ 19.05 | Φ 41.3 | Φ 9.52 | 24.6+33.2+53.6 | 32+40+63 | 32.8 | 1030 | 1075 |
| 52 | GMV-1460WM/E-X | | 145.5 | 103 | 163.5 | Φ 19.05 | Φ 41.3 | Φ 9.52 | 20.9+50+53.6 | 25+63+63 | 37.6 | 1005 | 1045 |
| 54 | GMV-1515WM/E-X | | 151 | 103 | 169.5 | Φ 19.05 | Φ 41.3 | Φ 9.52 | 20.9+53.6+53.6 | 25+63+63 | 37.6 | 1005 | 1045 |
| 56 | GMV-1580WM/E-X | | 156.5 | 104.5 | 175.5 | Φ 19.05 | Φ 41.3 | Φ 9.52 | 24.6+53.6+53.6 | 32+63+63 | 36.8 | 1055 | 1100 |
| 58 | GMV-1630WM/E-X | | 163 | 112.5 | 183 | Φ 19.05 | Φ 41.3 | Φ 9.52 | 28.8+53.6+53.6 | 40+63+63 | 38.4 | 1130 | 1175 |
| 60 | GMV-1685WM/E-X | | 168 | 114.5 | 188 | Φ 19.05 | Φ 41.3 | Φ 9.52 | 33.2+53.6+53.6 | 40+63+63 | 38.9 | 1130 | 1175 |
| 62 | GMV-1750WM/E-X | | 173.4 | 118.5 | 194.5 | Φ 19.05 | Φ 41.3 | Φ 9.52 | 44.7+53.6+53.6 | 50+63+63 | 39.9 | 1130 | 1175 |
| 64 | GMV-1800WM/E-X | | 179 | 121.5 | 201 | Φ 19.05 | Φ 41.3 | Φ 9.52 | 50+53.6+53.6 | 63+63+63 | 42.9 | 1155 | 1200 |
| 66 | GMV-1845WM/E-X | | 184.5 | 121.5 | 207 | Φ 19.05 | Φ 41.3 | Φ 9.52 | 53.6+53.6+53.6 | 63+63+63 | 42.9 | 1155 | 1200 |
| 68 | GMV-1908WM/E-X | | 190.5 | 136.5 | 213.5 | Φ 22.2 | Φ 44.5 | Φ 9.52 | 20.9+33.2+50+53.6 | 25+40+63+63 | 47.9 | 1365 | 1420 |
| 70 | GMV-1962WM/E-X | | 195.9 | 140.5 | 220 | Φ 22.2 | Φ 44.5 | Φ 9.52 | 20.9+44.7+50+53.6 | 25+50+63+63 | 48.9 | 1365 | 1420 |
| 72 | GMV-2016WM/E-X | | 201.5 | 143.5 | 226.5 | Φ 22.2 | Φ 44.5 | Φ 9.52 | 20.9+50+50+53.6 | 25+63+63+63 | 51.9 | 1390 | 1445 |
| 74 | GMV-2072WM/E-X | | 207 | 143.5 | 232.5 | Φ 22.2 | Φ 44.5 | Φ 9.52 | 20.9+50+53.6+53.6 | 25+63+63+63 | 51.9 | 1390 | 1445 |
| 76 | GMV-2128WM/E-X | | 212.5 | 143.5 | 238.5 | Φ 22.2 | Φ 44.5 | Φ 9.52 | 20.9+53.6+53.6+53.6 | 25+63+63+63 | 51.9 | 1390 | 1445 |
| 78 | GMV-2184WM/E-X | | 218 | 145 | 244.5 | Φ 22.2 | Φ 44.5 | Φ 9.52 | 24.6+53.6+53.6+53.6 | 32+63+63+63 | 51.1 | 1440 | 1500 |
| 80 | GMV-2240WM/E-X | | 224.5 | 153 | 252 | Φ 22.2 | Φ 44.5 | Φ 9.52 | 28.8+53.6+53.6+53.6 | 40+63+63+63 | 52.7 | 1515 | 1575 |
| 82 | GMV-2295WM/E-X | | 229.5 | 155 | 257 | Φ 22.2 | Φ 44.5 | Φ 9.52 | 33.2+53.6+53.6+53.6 | 40+63+63+63 | 53.2 | 1515 | 1575 |
| 84 | GMV-2350WM/E-X | | 234.9 | 159 | 263.5 | Φ 22.2 | Φ 44.5 | Φ 9.52 | 44.7+53.6+53.6+53.6 | 50+63+63+63 | 54.2 | 1515 | 1575 |
| 86 | GMV-2405WM/E-X | | 240.5 | 162 | 270 | Φ 22.2 | Φ 44.5 | Φ 9.52 | 50+53.6+53.6+53.6 | 63+63+63+63 | 57.2 | 1540 | 1600 |
| 88 | GMV-2460WM/E-X | | 246 | 162 | 276 | Φ 22.2 | Φ 44.5 | Φ 9.52 | 53.6+53.6+53.6+53.6 | 63+63+63+63 | 57.2 | 1540 | 1600 |

Note:
1. The unit GMV-280WM/E1-X or GMV-280WM/E-X can be replaced by each other.
2. The unit GMV-450WM/E1-X or GMV-450WM/E-X can be replaced by each other.
3. The combination models of the outdoor units are not Eurovent certified.

# GMV5 Mini & Slim

## Mini Lineup
## (220-240V/50Hz & 208-230V/60Hz & 380-415V/50/60Hz)

| HP | Model | Product |
|---|---|---|
| 4 | GMV-120WL/C-T |  |
| | GMV-120WL/C-X | |
| 5 | GMV-140WL/C-T | |
| | GMV-140WL/C-X | |
| 6 | GMV-160WL/C-T | |
| | GMV-160WL/C-X | |

## Mini Lineup
## (220-240V/50Hz & 208-230V/60Hz )

| HP | Model | Product |
|---|---|---|
| 3 | GMV-80WL/C-T |  |
| 3.5 | GMV-100WL/C-T | |
| 4 | GMV-121WL/C-T | |
| 5 | GMV-141WL/C-T | |

## Slim Lineup
## (380-415V, 50/60Hz )

| HP | Model | Product |
|---|---|---|
| 8 | GMV-224WL/C-X |  |
| 10 | GMV-280WL/C-X | |
| | GMV-280WL/C1-X | |
| 12 | GMV-335WL/C-X | |
| | GMV-335WL/C1-X | |

# Mini

## 50Hz&60Hz (220-240V & 208-230V)

| Model | | | GMV-80WL/C-T | GMV-100WL/C-T | GMV-121WL/C-T |
|---|---|---|---|---|---|
| Capacity range | | HP | 3 | 3.5 | 4 |
| Capacity | Cooling | kW | 8 | 10 | 12.1 |
| | Heating | kW | 9 | 11 | 13 |
| EER | | W/W | 3.90 | 3.70 | 3.51 |
| COP | | W/W | 4.74 | 4.40 | 4.81 |
| Power supply | | V/Ph/Hz | 220-240/1/50 & 208-230/1/60 | | |
| Max. circuit/Fuse current | | A | 25 | 25 | 32 |
| Power comsumption | Cooling | kW | 2.05 | 2.7 | 3.45 |
| | Heating | kW | 1.9 | 2.5 | 2.7 |
| Maximum drive IDU NO. | | unit | 4 | 5 | 6 |
| Refrigerant charge volume | | kg | 1.8 | 1.8 | 2 |
| Sound pressure level | | dB(A) | 56 | 56 | 57 |
| Connecting pipe | Liquid | mm | Φ9.52 | Φ9.52 | Φ9.52 |
| | Gas | mm | Φ15.9 | Φ15.9 | Φ15.9 |
| Dimension(W×D×H) | Outline | mm | 980×360×790 | 980×360×790 | 980×360×790 |
| | Package | mm | 1097×477×937 | 1097×477×937 | 1097×477×937 |
| Net weight/Gross weight | | kg | 80/90 | 80/90 | 85/95 |
| Loading quantity | 40' GP | unit | 96 | 96 | 96 |
| | 40' HQ | unit | 96 | 96 | 96 |

Note: The ODU operation temperature range is -5~52℃ in cooling and -20~27℃ in heating.

| Model | | | GMV-120WL/C-T | GMV-140WL/C-T | GMV-141WL/C-T | GMV-160WL/C-T |
|---|---|---|---|---|---|---|
| Capacity range | | HP | 4 | 5 | 5 | 6 |
| Capacity | Cooling | kW | 12.1 | 14 | 14.1 | 16 |
| | Heating | kW | 14 | 16.5 | 16 | 18 |
| EER | | W/W | 3.99 | 3.90 | 3.60 | 3.37 |
| COP | | W/W | 4.28 | 4.18 | 3.85 | 3.87 |
| Power supply | | V/Ph/Hz | 220-240/1/50 & 208-230/1/60 | | | |
| Max. circuit/Fuse current | | A | 32 | 40 | 40 | 40 |
| Power comsumption | Cooling | kW | 3.03 | 3.59 | 3.92 | 4.75 |
| | Heating | kW | 3.27 | 3.95 | 4.16 | 4.65 |
| Maximum drive IDU NO. | | unit | 7 | 8 | 8 | 9 |
| Refrigerant charge volume | | kg | 3.3 | 3.3 | 3.3 | 3.3 |
| Sound pressure level | | dB(A) | 57 | 58 | 58 | 58 |
| Connecting pipe | Liquid | mm | Φ9.52 | Φ9.52 | Φ9.52 | Φ9.52 |
| | Gas | mm | Φ15.9 | Φ15.9 | Φ15.9 | Φ19.05 |
| Dimension(W×D×H) | Outline | mm | 900×340×1345 | 900×340×1345 | 940×460×820 | 900×340×1345 |
| | Package | mm | 998×458×1500 | 998×458×1500 | 1023×563×973 | 998×458×1500 |
| Net weight/Gross weight | | kg | 112/123 | 112/123 | 98/108 | 112/123 |
| Loading quantity | 40' GP | unit | 57 | 57 | 88 | 57 |
| | 40' HQ | unit | 57 | 57 | 88 | 57 |

Note:
(1)The ODU operation temperature range is -5~52℃ in cooling and -20~27℃ in heating.
(2) Heat radiation by refrigerant.

## 50Hz&60Hz (380-415V)

| Model | | | GMV-120WL/C-X | GMV-140WL/C-X | GMV-160WL/C-X |
|---|---|---|---|---|---|
| Capacity range | | HP | 4 | 5 | 6 |
| Capacity | Cooling | kW | 12.1 | 14 | 16 |
| | Heating | kW | 14 | 16.5 | 18 |
| EER | | W/W | 3.99 | 3.90 | 3.37 |
| COP | | W/W | 4.28 | 4.18 | 3.87 |
| Power supply | | V/Ph/Hz | 380V-415V 3N~ 50/60Hz | | |
| Max. circuit/Fuse current | | A | 16 | 16 | 16 |
| Power comsumption | Cooling | kW | 3.03 | 3.59 | 4.75 |
| | Heating | kW | 3.27 | 3.95 | 4.65 |
| Maximum drive IDU NO. | | unit | 7 | 8 | 9 |
| Refrigerant charge volume | | kg | 3.3 | 3.3 | 3.3 |
| Sound pressure level | | dB(A) | 57 | 58 | 58 |
| Connecting pipe | Liquid | mm | Φ9.52 | Φ9.52 | Φ9.52 |
| | Gas | mm | Φ15.9 | Φ15.9 | Φ19.05 |
| Dimension(W×D×H) | Outline | mm | 900×340×1345 | 900×340×1345 | 900×340×1345 |
| | Package | mm | 998×458×1500 | 998×458×1500 | 998×458×1500 |
| Net weight/Gross weight | | kg | 122/133 | 122/133 | 122/133 |
| Loading quantity | 40' GP | unit | 57 | 57 | 57 |
| | 40' HQ | unit | 57 | 57 | 57 |

Note: The ODU operation temperature range is -5~52℃ in cooling and -20~27℃ in heating.

## Slim

### 50Hz&60Hz (380-415V)

| Model | | | GMV-224WL/C-X | GMV-280WL/C-X | GMV-280WL/C1-X | GMV-335WL/C-X | GMV-335WL/C1-X |
|---|---|---|---|---|---|---|---|
| Capacity range | | HP | 8 | 10 | 10 | 12 | 12 |
| Capacity | Cooling | kW | 22.4 | 28.0 | 28.0 | 33.5 | 33.5 |
| | Heating | kW | 24 | 30 | 28 | 35 | 33.5 |
| EER | | W/W | 3.66 | 3.60 | 2.40 | 3.50 | 2.60 |
| COP | | W/W | 4.90 | 4.90 | 3.50 | 4.90 | 3.20 |
| Max. circuit/Fuse current | | A | 5 | 5 | 5 | 5 | 5 |
| Power supply | | V/Ph/Hz | 380V-415V 3N~ 50/60Hz | | | | |
| Power comsumption | Cooling | kW | 6.12 | 7.78 | 11.67 | 9.57 | 12.88 |
| | Heating | kW | 4.90 | 6.12 | 8.00 | 7.14 | 10.47 |
| Maximum drive IDU NO. | | unit | 13 | 17 | 17 | 20 | 20 |
| Refrigerant charge volume | | kg | 5.5 | 7.1 | 7.1 | 8.0 | 8.5 |
| Sound pressure level | | dB(A) | 61 | 63 | 63 | 63 | 64 |
| Connecting pipe | Liquid | mm | Φ9.52 | Φ9.52 | Φ9.52 | Φ12.7 | Φ12.7 |
| | Gas | mm | Φ19.05 | Φ22.2 | Φ22.2 | Φ25.4 | Φ25.4 |
| Dimension (W×D×H) | Outline | mm | 940×320×1430 | 940×460×1615 | 940×460×1615 | 940×460×1615 | 940×460×1615 |
| | Package | mm | 1038×438×1580 | 1038×578×1765 | 1038×578×1765 | 1038×578×1765 | 1038×578×1765 |
| Net weight/Gross weight | | kg | 133/144 | 166/183 | 163/175 | 177/194 | 174/187 |
| Loading quantity | 40' GP | unit | 56 | 44 | 44 | 44 | 44 |
| | 40' HQ | unit | 56 | 44 | 44 | 44 | 44 |

Note: The ODU operation temperature range is -5~52℃ in cooling and -20~27℃ in heating.

# GMV5 Max

INVERTER R410A

By adopting advanced technologies such as high-efficiency DC inverter compressor with large capacity and deep sub-cooling technology, the single unit of Gree GMV5 Max can expand its capacity to 90kW for saving space installation cost and device investment cost greatly. At the same time, CAN network communication technology enables the unit to response quickly and it can also improve the user's comfort experience. This unit can be widely used at small and medium office buildings, large-scale shopping malls and villas as well.

All DC inverter technology | Energy saving function | Quiet function | Human engineering operation | Long connection pipe design | Wide operation range | Modular operating* | High ESP

- DC inverter technology to improve compression efficiency.
- Wide range of operation condition.
- Sub-cooling control technology to ensure optimal cooling and heating.
- High efficiency and more energy saving.
- Energy-saving operation control technology.
- G-type heat exchanger is adopted.
- Intelligent defrosting control.

| Item | Nominal operating condition (temperature) | | | | Operation range (temperature) |
|---|---|---|---|---|---|
| | Outdoor condition | | Indoor condition | | Outdoor condition |
| | DB (℃) | WB (℃) | DB (℃) | WB (℃) | DB (℃) |
| Cooling | 35 | 24 | 27 | 19 | -5~52 |
| Heating | 7 | 6 | 20 | 15 | -20~24 |

| HP | Model | Product |
|---|---|---|
| 28 | GMV-785W/B-X |  |
| 32 | GMV-900W/B-X | |

## Specifications

| Model | | | GMV-785W/B-X | GMV-900W/B-X |
|---|---|---|---|---|
| Capacity range | | HP | 28 | 32 |
| Capacity | Cooling | kW | 78.5 | 90 |
| | Heating | kW | 87.5 | 100 |
| EER | | W/W | 3.35 | 3.35 |
| COP | | W/W | 3.80 | 3.85 |
| Power supply | | V/Ph/Hz | 380-415V 3N~ 50/60Hz | |
| Min. circuit/Max. fuse current | | A | 55.4/63 | 71.5/80 |
| Power comsumption | Cooling | kW | 23.4 | 26.9 |
| | Heating | kW | 23 | 26 |
| Maximum drive IDU NO. | | unit | 46 | 53 |
| Refrigerant charge volume | | kg | 18.9 | 24 |
| Sound pressure level | | dB(A) | 65 | 65 |
| Connecting pipe | Liquid | mm | Φ19.05 | Φ19.05 |
| | Gas | mm | Φ31.8 | Φ31.8 |
| Dimension (WxDxH) | Outline | mm | 2200×880×1675 | 2200×880×1675 |
| | Package | mm | 2267×952×1867 | 2267×952×1867 |
| Net weight/Gross weight | | kg | 500/535 | 535/565 |
| Loading quantity | 40'GP | unit | 12 | 12 |
| | 40'HQ | unit | 12 | 12 |

# GMV5 HR

INVERTER R410A

## Heat Recovery Series

GMV5 Heat Recovery System embodies the excellent features of GMV5(DC inverter technology, DC fan linkage control, precise control of capacity output, balancing control of refrigerant, original oil balancing technology with high pressure chamber, high-efficiency output control, low-temperature operation control technology, super heating technology, high adaptability for project, environmental refrigerant). Its energy efficiency is improved by 78% compared with conventional multi VRF.

Golden fin condenser · Inner groove copper · High efficiency · Intelligent defrosting · Long-distance monitoring · Quiet function · Modular operating* · Comprehensive protection · Wide voltage range · Compact design · Easier maintainability · Centralized control · Wide operation range

》All DC Inverter Technology. All DC inverter compressor is used in this system. It can directly intake gas to reduce loss of overheat and improve efficiency.
》82 Pa wide application location.
》Advanced control functions.
》Better reliability.
》Wide operation range: Cooling:-5℃~52℃; Heating:-20℃~24℃; Cooling and heating:-10℃~20℃.
》Flexible piping design.

## HR Lineup

| HP | Model | Product Outlook |
|---|---|---|
| 8HP | GMV-Q224WM/E-X |  |
| 10HP | GMV-Q280WM/E-X | |
| 12HP | GMV-Q335WM/E-X |  |
| 14HP | GMV-Q400WM/E-X | |
| 16HP | GMV-Q450WM/E-X | |

| Model | Product Outlook |
|---|---|
| NCHS1C |  |
| NCHS2C |  |
| NCHS4C |  |
| NCHS8C |  |

## ODU Combination Lineup-GMV5 HR*

| Model | GMV-Q224WM/E-X | GMV-Q280WM/E-X | GMV-Q335WM/E-X | GMV-Q400WM/E-X | GMV-Q450WM/E-X |
|---|---|---|---|---|---|
| GMV-Q224WM/E-X | ⬢ | | | | |
| GMV-Q280WM/E-X | | ⬢ | | | |
| GMV-Q335WM/E-X | | | ⬢ | | |
| GMV-Q400WM/E-X | | | | ⬢ | |
| GMV-Q450WM/E-X | | | | | ⬢ |
| GMV-Q504WM/E-X | ⬢ | ⬢ | | | |
| GMV-Q560WM/E-X | | ⬢⬢ | | | |
| GMV-Q615WM/E-X | | ⬢ | ⬢ | | |
| GMV-Q680WM/E-X | | ⬢ | | ⬢ | |
| GMV-Q730WM/E-X | | ⬢ | | | ⬢ |
| GMV-Q785WM/E-X | | | ⬢ | | ⬢ |
| GMV-Q850WM/E-X | | | | ⬢ | ⬢ |
| GMV-Q900WM/E-X | | | | | ⬢⬢ |
| GMV-Q960WM/E-X | | ⬢⬢ | | ⬢ | |
| GMV-Q1010WM/E-X | | ⬢⬢ | | | ⬢ |
| GMV-Q1065WM/E-X | | ⬢ | ⬢ | | ⬢ |
| GMV-Q1130WM/E-X | | ⬢ | | ⬢ | ⬢ |
| GMV-Q1180WM/E-X | | ⬢ | | | ⬢⬢ |
| GMV-Q1235WM/E-X | | | ⬢ | | ⬢⬢ |
| GMV-Q1300WM/E-X | | | | ⬢ | ⬢⬢ |
| GMV-Q1350WM/E-X | | | | | ⬢⬢⬢ |
| GMV-Q1410WM/E-X | | ⬢⬢ | | ⬢ | ⬢ |
| GMV-Q1460WM/E-X | | ⬢⬢ | | | ⬢⬢ |
| GMV-Q1515WM/E-X | | ⬢ | ⬢ | | ⬢⬢ |
| GMV-Q1580WM/E-X | | ⬢ | | ⬢ | ⬢⬢ |
| GMV-Q1630WM/E-X | | ⬢ | | | ⬢⬢⬢ |
| GMV-Q1685WM/E-X | | | ⬢ | | ⬢⬢⬢ |
| GMV-Q1750WM/E-X | | | | ⬢ | ⬢⬢⬢ |
| GMV-Q1800WM/E-X | | | | | ⬢⬢⬢⬢ |

Note*: The combination models of the outdoor units are not Eurovent certified.

## Specifications

### 50/60Hz

| Model | | | GMV-Q224WM/E-X | GMV-Q280WM/E-X | GMV-Q335WM/E-X | GMV-Q400WM/E-X | GMV-Q450WM/E-X |
|---|---|---|---|---|---|---|---|
| Capacity range | | HP | 8 | 10 | 12 | 14 | 16 |
| Cooling capacity | Rated * | kW | 22.4 | 28 | 33.5 | 40 | 45 |
| Heating capacity | Rated * | kW | 19.5 | 21.0 | 23.5 | 31.5 | 30.5 |
| | Max. | kW | 25 | 31.5 | 37.5 | 45 | 50 |
| SEER | Ducted * | - | 6.83 | 9.22 | 7.59 | 7.28 | 6.41 |
| | Cassette * | - | 6.15 | 5.78 | 5.88 | 6.19 | 6.29 |
| SCOP | Ducted * | - | 4.53 | 4.76 | 4.80 | 4.16 | 4.00 |
| | Cassette * | - | 3.74 | 3.99 | 3.62 | 4.01 | 3.56 |
| Power supply | | V/Ph/Hz | 380-415V 3N~50/60Hz | | | | |
| Min. circuit/Max. fuse current | | A | 16.3/20 | 20.9/25 | 24.7/32 | 28.8/40 | 33.2/40 |
| Maximum drive IDU NO. | | unit | 13 | 16 | 19 | 23 | 26 |
| Refrigerant charge volume | | kg | 6.2 | 7.1 | 9.6 | 11.1 | 11.6 |
| Sound pressure level(Cooling) | | dB(A) | 60 | 61 | 63 | 63 | 63 |
| Sound power level(Cooling) | Ducted * | dB(A) | 84 | 84 | 80 | 86 | 89 |
| | Cassette * | dB(A) | 84 | 85 | 86 | 87 | 91 |
| Connecting pipe | Liquid | mm | Φ9.52 | Φ9.52 | Φ12.7 | Φ12.7 | Φ12.7 |
| | High Pressure Gas | mm | Φ15.9 | Φ19.05 | Φ19.05 | Φ22.2 | Φ22.2 |
| | Low Pressure Gas | mm | Φ19.05 | Φ22.2 | Φ25.4 | Φ25.4 | Φ28.6 |
| Dimension (W×D×H) | Outline | mm | 930×765×1605 | 930×765×1605 | 1340×765×1605 | 1340×765×1605 | 1340×765×1605 |
| | Package | mm | 1010×840×1775 | 1010×840×1775 | 1420×840×1775 | 1420×840×1775 | 1420×840×1775 |
| Net weight/Gross weight | | kg | 233/243 | 233/243 | 302/317 | 346/361 | 346/361 |
| Loading quantity | 40' GP | unit | 28 | 28 | 22 | 22 | 22 |
| | 40' HQ | unit | 28 | 28 | 22 | 22 | 22 |

Note: The data is Eurovent certified.

### 50/60Hz

| Model | | | NCHS1C | NCHS2C | NCHS4C | NCHS8C |
|---|---|---|---|---|---|---|
| Max. IDU branches | | unit | 1 | 2 | 4 | 8 |
| No. of connectable IDU of each branch | | unit | 8 | 8 | 8 | 8 |
| Total connectable IDU | | unit | 8 | 16 | 32 | 64 |
| Max. capacity of each branch | | kW | 14.2 | 14.2 | 14.2 | 14.2 |
| Max. capacity of connectable IDU | | kW | 14.2 | 28 | 45 | 68 |
| Power supply | | V/Ph/Hz | 220-240V 1Ph~50/60Hz | | | |
| Power comsumption | | W | 8 | 28 | 44 | 80 |
| Max. branch quantity of connecting IDU | | unit | 1 | 2 | 4 | 8 |
| Outdoor unit piping connection | Liquid | mm | Φ9.52 | Φ9.52 | Φ12.7 | Φ15.9 |
| | Gas (Low pressure) | mm | Φ22.2 | | Φ28.6 | |
| | Gas (High pressure) | mm | Φ15.9 | Φ19.05 | Φ22.2 | Φ22.2 |
| Indoor unit piping connection | Liquid | mm | Φ9.52 | Φ9.52 | Φ9.52 | Φ9.52 |
| | Gas | mm | Φ15.9 | Φ15.9 | Φ15.9 | Φ15.9 |
| Dimensions (W×D×H) | Outline | mm | 388×302×225 | 468×377×225 | 587×399×225 | 987×488×225 |
| | Package | mm | 805×403×305 | 946×646×365 | 1123×676×345 | 1524×861×315 |
| Net weight/Gross weight | | kg | 9/12.2 | 15.6/23.4 | 18.6/29 | 37/46.6 |

Note: GMV-Q**WM/E-X and NCHS*C are fixed match, which cannot match with the outdoor units and mode exchangers of other types.

## Specification of ODU Combination of GMV5 HR*

| Model | Capacity range | Cooling capacity | Heating capacity | | Power supply | Min. circuit current | Max. fuse current | Refrigerant charge volume | Connecting pipe | | | Net weight | Gross weight |
|---|---|---|---|---|---|---|---|---|---|---|---|---|---|
| | | Rated | Rated | Max. | | | | | Liquid | High pressure gas | Low pressure gas | | |
| | HP | kW | kW | kW | V/Ph/Hz | A | A | kg | mm | mm | mm | kg | kg |
| GMV-Q504WM/E-X | 18 | 50.4 | 40.5 | 56.5 | 380-415V 3N~ 50/60Hz | 16.3+20.9 | 20+25 | 13.3 | Φ15.9 | Φ25.4 | Φ28.6 | 466 | 486 |
| GMV-Q560WM/E-X | 20 | 56 | 42.0 | 63 | | 20.9+20.9 | 25+25 | 14.2 | Φ15.9 | Φ25.4 | Φ28.6 | 466 | 486 |
| GMV-Q615WM/E-X | 22 | 61.5 | 44.5 | 69 | | 20.9+24.7 | 25+32 | 16.7 | Φ15.9 | Φ25.4 | Φ28.6 | 535 | 560 |
| GMV-Q680WM/E-X | 24 | 68 | 52.5 | 76.5 | | 20.9+28.8 | 25+40 | 18.2 | Φ15.9 | Φ25.4 | Φ28.6 | 579 | 604 |
| GMV-Q730WM/E-X | 26 | 73 | 51.5 | 81.5 | | 20.9+33.2 | 25+40 | 18.7 | Φ19.05 | Φ28.6 | Φ31.8 | 579 | 604 |
| GMV-Q785WM/E-X | 28 | 78.5 | 54.0 | 87.5 | | 24.7+33.2 | 32+40 | 21.2 | Φ19.05 | Φ28.6 | Φ31.8 | 648 | 678 |
| GMV-Q850WM/E-X | 30 | 85 | 62.0 | 95 | | 28.8+33.2 | 40+40 | 22.7 | Φ19.05 | Φ28.6 | Φ31.8 | 692 | 722 |
| GMV-Q900WM/E-X | 32 | 90 | 61.0 | 100 | | 33.2+33.2 | 40+40 | 23.2 | Φ19.05 | Φ28.6 | Φ31.8 | 692 | 722 |
| GMV-Q960WM/E-X | 34 | 96 | 73.5 | 108 | | 20.9+20.9+28.8 | 25+25+40 | 25.3 | Φ19.05 | Φ28.6 | Φ31.8 | 812 | 847 |
| GMV-Q1010WM/E-X | 36 | 101 | 72.5 | 113 | | 20.9+20.9+33.2 | 25+25+40 | 25.8 | Φ19.05 | Φ31.8 | Φ38.1 | 812 | 847 |
| GMV-Q1065WM/E-X | 38 | 106.5 | 75.0 | 119 | | 20.9+24.7+33.2 | 25+32+40 | 28.3 | Φ19.05 | Φ31.8 | Φ38.1 | 881 | 921 |
| GMV-Q1130WM/E-X | 40 | 113 | 83.0 | 126.5 | | 20.9+28.8+33.2 | 25+40+40 | 29.8 | Φ19.05 | Φ31.8 | Φ38.1 | 925 | 965 |
| GMV-Q1180WM/E-X | 42 | 118 | 82.0 | 131.5 | | 20.9+33.2+33.2 | 25+40+40 | 30.3 | Φ19.05 | Φ31.8 | Φ38.1 | 925 | 965 |
| GMV-Q1235WM/E-X | 44 | 123.5 | 84.5 | 137.5 | | 24.7+33.2+33.2 | 32+40+40 | 32.8 | Φ19.05 | Φ31.8 | Φ38.1 | 994 | 1039 |
| GMV-Q1300WM/E-X | 46 | 130 | 92.5 | 145 | | 28.8+33.2+33.2 | 40+40+40 | 34.3 | Φ19.05 | Φ31.8 | Φ38.1 | 1038 | 1083 |
| GMV-Q1350WM/E-X | 48 | 135 | 91.5 | 150 | | 33.2+33.2+33.2 | 40+40+40 | 34.8 | Φ19.05 | Φ31.8 | Φ38.1 | 1038 | 1083 |
| GMV-Q1410WM/E-X | 50 | 141 | 104.0 | 158 | | 20.9+20.9+28.8+33.2 | 25+25+40+40 | 36.9 | Φ19.05 | Φ38.1 | Φ41.3 | 1158 | 1208 |
| GMV-Q1460WM/ E-X | 52 | 146 | 103.0 | 163 | | 20.9+20.9+33.2+33.2 | 25+25+40+40 | 37.4 | Φ19.05 | Φ38.1 | Φ41.3 | 1158 | 1208 |
| GMV-Q1515WM/ E-X | 54 | 151.5 | 105.5 | 169 | | 20.9+24.7+33.2+33.2 | 25+32+40+40 | 39.9 | Φ19.05 | Φ38.1 | Φ41.3 | 1227 | 1282 |
| GMV-Q1580WM/ E-X | 56 | 158 | 113.5 | 176.5 | | 20.9+28.8+33.2+33.2 | 25+40+40+40 | 41.4 | Φ19.05 | Φ38.1 | Φ41.3 | 1271 | 1326 |
| GMV-Q1630WM/E-X | 58 | 163 | 112.5 | 181.5 | | 20.9+33.2+33.2+33.2 | 25+40+40+40 | 41.9 | Φ19.05 | Φ38.1 | Φ41.3 | 1271 | 1326 |
| GMV-Q1685WM/E-X | 60 | 168.5 | 115.0 | 187.5 | | 24.7+33.2+33.2+33.2 | 32+40+40+40 | 44.4 | Φ19.05 | Φ38.1 | Φ41.3 | 1340 | 1400 |
| GMV-Q1750WM/E-X | 62 | 175 | 123.0 | 195 | | 28.8+33.2+33.2+33.2 | 40+40+40+40 | 45.9 | Φ19.05 | Φ38.1 | Φ41.3 | 1384 | 1444 |
| GMV-Q1800WM/E-X | 64 | 180 | 122.0 | 200 | | 33.2+33.2+33.2+33.2 | 40+40+40+40 | 46.4 | Φ19.05 | Φ38.1 | Φ41.3 | 1384 | 1444 |

Note: The combination models of the outdoor units are not Eurovent certified.

# GMV5 CP

INVERTER R410A

The GMV5 CP unit adopts corrosion-resistance materials on both metal and electronic parts, which enables it to be installed near the sea. Max. capacity of single outdoor unit reaches 22HP and the max. combination capacity is even up to 88HP, reaching industry leading level.

All DC inverter technology | Energy saving function | Quiet function | Human engineering operation | Long connection pipe design | Wide operation range | Modular operating* | High ESP

- High corrosion resistant.
- High efficiency and more energy saving.
- 88HP max. capacity-the largest free combination.
- Intelligent defrosting control.

CE

| Item | Nominal operating condition (temperature) | | | | Operation range (temperature) |
|---|---|---|---|---|---|
| | Outdoor condition | | Indoor condition | | Outdoor condition |
| | DB (℃) | WB (℃) | DB (℃) | WB (℃) | DB (℃) |
| Cooling | 35 | 24 | 27 | 19 | -5~52 |
| Heating | 7 | 6 | 20 | 15 | -20~24 |

## ODU Combination Lineup

| Model | GMV-224WM/B1-X | GMV-280WM/B1-X | GMV-335WM/B1-X | GMV-400WM/B1-X | GMV-450WM/B1-X | GMV-504WM/B1-X | GMV-560WM/B1-X | GMV-615WM/B1-X |
|---|---|---|---|---|---|---|---|---|
| GMV-224WM/B1-X | ● | | | | | | | |
| GMV-280WM/B1-X | | ● | | | | | | |
| GMV-335WM/B1-X | | | ● | | | | | |
| GMV-400WM/B1-X | | | | ● | | | | |
| GMV-450WM/B1-X | | | | | ● | | | |
| GMV-504WM/B1-X | | | | | | ● | | |
| GMV-560WM/B1-X | | | | | | | ● | |
| GMV-615WM/B1-X | | | | | | | | ● |
| GMV-680WM/B1-X | | ● | | ● | | | | |
| GMV-730WM/B1-X | | ● | | | ● | | | |
| GMV-785WM/B1-X | | ● | | | | ● | | |
| GMV-850WM/B1-X | | ● | | | | | ● | |
| GMV-900WM/B1-X | | ● | | | | | | ● |
| GMV-960WM/B1-X | | | ● | | | | | ● |
| GMV-1010WM/B1-X | | | | ● | | | | ● |
| GMV-1065WM/B1-X | | | | | ● | | | ● |
| GMV-1130WM/B1-X | | | | | | ● | | ● |
| GMV-1180WM/B1-X | | | | | | | ● | ● |
| GMV-1235WM/B1-X | | | | | | | | ●● |
| GMV-1300WM/B1-X | | ● | | | ● | | ● | |
| GMV-1350WM/B1-X | | ● | | | ● | | | ● |
| GMV-1410WM/B1-X | | | ● | | ● | | | ● |
| GMV-1460WM/B1-X | | ● | | | | | ● | ● |
| GMV-1515WM/B1-X | | ● | | | | | | ●● |
| GMV-1580WM/B1-X | | | ● | | | | | ●● |
| GMV-1630WM/B1-X | | | | ● | | | | ●● |
| GMV-1685WM/B1-X | | | | | ● | | | ●● |
| GMV-1750WM/B1-X | | | | | | ● | | ●● |
| GMV-1800WM/B1-X | | | | | | | ● | ●● |
| GMV-1854WM/B1-X | | | | | | | | ●●● |
| GMV-1908WM/B1-X | | ● | | | ● | | ● | ● |
| GMV-1962WM/B1-X | | ● | | | | ● | ● | ● |
| GMV-2016WM/B1-X | | ● | | | | | ●● | ● |
| GMV-2072WM/B1-X | | ● | | | | | ● | ●● |
| GMV-2128WM/B1-X | | ● | | | | | | ●●● |
| GMV-2184WM/B1-X | | | ● | | | | | ●●● |
| GMV-2240WM/B1-X | | | | ● | | | | ●●● |
| GMV-2295WM/B1-X | | | | | ● | | | ●●● |
| GMV-2350WM/B1-X | | | | | | ● | | ●●● |
| GMV-2405WM/B1-X | | | | | | | ● | ●●● |
| GMV-2460WM/B1-X | | | | | | | | ●●●● |

## Lineup

| HP | Model | Product |
|---|---|---|
| 8HP | GMV-224WM/B1-X |  |
| 10HP | GMV-280WM/B1-X | |
| 12HP | GMV-335WM/B1-X |  |
| 14HP | GMV-400WM/B1-X | |
| 16HP | GMV-450WM/B1-X | |
| 18HP | GMV-504WM/B1-X |  |
| 20HP | GMV-560WM/B1-X | |
| 22HP | GMV-615WM/B1-X | |

## Specifications

| Model | | | GMV-224WM/B1-X | GMV-280WM/B1-X | GMV-335WM/B1-X | GMV-400WM/B1-X |
|---|---|---|---|---|---|---|
| Capacity range | | HP | 8 | 10 | 12 | 14 |
| Capacity | Cooling | kW | 22.4 | 28 | 33.5 | 40 |
| | Heating | kW | 25 | 31.5 | 37.5 | 45 |
| EER | | W/W | 4.31 | 4.00 | 3.85 | 3.76 |
| COP | | W/W | 4.55 | 4.32 | 4.84 | 4.05 |
| Power supply | | V/Ph/Hz | 380-415V 3N~50/60Hz | | | |
| Min. circuit/Max. fuse current | | A | 15.7/20 | 20.9/25 | 22.5/32 | 28.8/40 |
| Power comsumption | Cooling | kW | 5.2 | 7 | 8.7 | 10.65 |
| | Heating | kW | 5.5 | 7.3 | 7.75 | 11.1 |
| Maximum drive IDU NO. | | unit | 13 | 16 | 19 | 23 |
| Refrigerant charge volume | | kg | 5.9 | 6.7 | 9 | 9.8 |
| Sound pressure level | | dB(A) | 60 | 61 | 61 | 63 |
| Connecting pipe | Liquid | mm | Φ9.52 | Φ9.52 | Φ12.7 | Φ12.7 |
| | Gas | mm | Φ19.05 | Φ22.2 | Φ25.4 | Φ25.4 |
| | Oil balance | mm | Φ9.52 | Φ9.52 | Φ9.52 | Φ9.52 |
| Dimension (W×D×H) | Outline | mm | 930×765×1605 | 930×765×1605 | 930×765×1605 | 1340×765×1605 |
| | Package | mm | 1010×840×1775 | 1010×840×1775 | 1010×840×1775 | 1420×840×1775 |
| Net weight/Gross weight | | kg | 225/235 | 225/235 | 235/250 | 360/375 |
| Loading quantity | 40' GP | unit | 28 | 28 | 28 | 22 |
| | 40' HQ | unit | 28 | 28 | 28 | 22 |

| Model | | | GMV-450WM/B1-X | GMV-504WM/B1-X | GMV-560WM/B1-X | GMV-615WM/B1-X |
|---|---|---|---|---|---|---|
| Capacity range | | HP | 16 | 18 | 20 | 22 |
| Capacity | Cooling | kW | 45 | 50.4 | 56 | 61.5 |
| | Heating | kW | 50 | 56.5 | 63 | 69 |
| EER | | W/W | 3.56 | 3.55 | 3.50 | 3.32 |
| COP | | W/W | 3.85 | 4.01 | 3.80 | 3.65 |
| Power supply | | V/Ph/Hz | 380-415V 3N~50/60Hz | | | |
| Min. circuit/Max. fuse current | | A | 33.2/40 | 45.4/50 | 51.1/63 | 59.2/63 |
| Power comsumption | Cooling | kW | 12.65 | 14.2 | 16 | 18.5 |
| | Heating | kW | 13 | 14.1 | 16.6 | 18.9 |
| Maximum drive IDU NO. | | unit | 26 | 29 | 33 | 36 |
| Refrigerant charge volume | | kg | 10.3 | 11.3 | 14.3 | 14.3 |
| Sound pressure level | | dB(A) | 63 | 63 | 63 | 64 |
| Connecting pipe | Liquid | mm | Φ12.7 | Φ15.9 | Φ15.9 | Φ15.9 |
| | Gas | mm | Φ28.6 | Φ28.6 | Φ28.6 | Φ28.6 |
| | Oil balance | mm | Φ9.52 | Φ9.52 | Φ9.52 | Φ9.52 |
| Dimension (W×D×H) | Outline | mm | 1340×765×1605 | 1340×765×1740 | 1340×765×1740 | 1340×765×1740 |
| | Package | mm | 1420×840×1775 | 1420×840×1910 | 1420×840×1910 | 1420×840×1910 |
| Net weight/Gross weight | | kg | 360/375 | 360/375 | 385/400 | 385/400 |
| Loading quantity | 40' GP | unit | 22 | 22 | 22 | 22 |
| | 40' HQ | unit | 22 | 22 | 22 | 22 |

## Specifications of ODU Combination of GMV5 CP

| Model | Power supply | Capacity | | Power input | | Dimension(W×D×H) | Airflow volume | ESP | Sound pressure level | Operation sound pressure level at night | Connecting pipe | | | Min.circuit current | Max. fuse current | Weight |
|---|---|---|---|---|---|---|---|---|---|---|---|---|---|---|---|---|
| | | Cooling | Heating | Cooling | Heating | | | | | | Liquid | Gas | Oil | | | |
| | | KW | KW | KW | KW | mm | $m^3/h$ | Pa | dB(A) | dB(A) | mm | mm | mm | A | A | kg |
| GMV-680WM/B1-X | 380-415V 3N~ 50/60Hz | 68.0 | 76.5 | 17.7 | 18.4 | (930×765×1605)+(1340×765×1605) | 11400+14000 | 82 | 65 | 43 | Φ15.9 | Φ28.6 | Φ9.52 | 20.9+28.8 | 25 + 40 | 225+360 |
| GMV-730WM/B1-X | | 73.0 | 81.5 | 19.7 | 20.3 | (930×765×1605)+(1340×765×1605) | 11400+14000 | 82 | 65 | 43 | Φ19.05 | Φ31.8 | Φ9.52 | 20.9+33.2 | 25 + 40 | 225+360 |
| GMV-785WM/B1-X | | 78.4 | 88.0 | 21.2 | 21.4 | (930×765×1605)+(1340×765×1740) | 11400+16000 | 82 | 66 | 43 | Φ19.05 | Φ31.8 | Φ9.52 | 20.9+45.4 | 25 + 50 | 225+360 |
| GMV-850WM/B1-X | | 84.0 | 94.5 | 23.0 | 23.9 | (930×765×1605)+(1340×765×1740) | 11400+16000 | 82 | 67 | 43 | Φ19.05 | Φ31.8 | Φ9.52 | 20.9+51.1 | 25 + 63 | 225+385 |
| GMV-900WM/B1-X | | 89.5 | 100.5 | 25.5 | 26.2 | (930×765×1605)+(1340×765×1740) | 11400+16000 | 82 | 67 | 43 | Φ19.05 | Φ31.8 | Φ9.52 | 20.9+59.2 | 25 + 63 | 225+385 |
| GMV-960WM/B1-X | | 95.0 | 106.5 | 27.2 | 26.7 | (930×765×1605)+(1340×765×1740) | 11400+16000 | 82 | 68 | 43 | Φ19.05 | Φ31.8 | Φ9.52 | 22.5+59.2 | 32 + 63 | 235+385 |
| GMV-1010WM/B1-X | | 101.5 | 114.0 | 29.2 | 30.0 | (1340×765×1605)+(1340×765×1740) | 14000+16000 | 82 | 68 | 43 | Φ19.05 | Φ38.1 | Φ9.52 | 28.8+59.2 | 40 + 63 | 360+385 |
| GMV-1065WM/B1-X | | 106.5 | 119.0 | 31.2 | 31.9 | (1340×765×1605)+(1340×765×1740) | 14000+16000 | 82 | 68 | 43 | Φ19.05 | Φ38.1 | Φ9.52 | 33.2+59.2 | 40 + 63 | 360+385 |
| GMV-1130WM/B1-X | | 111.9 | 125.5 | 32.7 | 33.0 | (1340×765×1740) ×2 | 16000×2 | 82 | 68 | 43 | Φ19.05 | Φ38.1 | Φ9.52 | 45.4+59.2 | 50 + 63 | 360+385 |
| GMV-1180WM/B1-X | | 117.5 | 132.0 | 34.5 | 35.5 | (1340×765×1740) ×2 | 16000×2 | 82 | 69 | 43 | Φ19.05 | Φ38.1 | Φ9.52 | 51.1+59.2 | 63 + 63 | 385×2 |
| GMV-1235WM/B1-X | | 123.0 | 138.0 | 37.0 | 37.8 | (1340×765×1740) ×2 | 16000×2 | 82 | 69 | 43 | Φ19.05 | Φ38.1 | Φ9.52 | 59.2+59.2 | 63 + 63 | 385×2 |
| GMV-1300WM/B1-X | | 129.0 | 144.5 | 35.7 | 36.9 | (930×765×1605)+(1340×765×1605)+(1340×765×1740) | 11400+14000+16000 | 82 | 69 | 45 | Φ19.05 | Φ38.1 | Φ9.52 | 20.9+33.2+51.1 | 25 + 40 + 63 | 225+360+385 |
| GMV-1350WM/B1-X | | 134.5 | 150.5 | 38.2 | 39.2 | (930×765×1605)+(1340×765×1605)+(1340×765×1740) | 11400+14000+16000 | 82 | 69 | 45 | Φ19.05 | Φ38.1 | Φ9.52 | 20.9+33.2+59.2 | 25 + 40 + 63 | 225+360+385 |
| GMV-1410WM/B1-X | | 140.0 | 156.5 | 39.9 | 39.7 | (930×765×1605)+(1340×765×1605)+(1340×765×1740) | 11400+14000+16000 | 82 | 69 | 45 | Φ19.05 | Φ41.3 | Φ9.52 | 22.5+33.2+59.2 | 32 + 40 + 63 | 235+360+385 |
| GMV-1460WM/B1-X | | 145.5 | 163.5 | 41.5 | 42.8 | (930×765×1605)+(1340×765×1740) ×2 | 11400+16000×2 | 82 | 69 | 45 | Φ19.05 | Φ41.3 | Φ9.52 | 20.9+51.1+59.2 | 25 + 63 + 63 | 225+385×2 |
| GMV-1515WM/B1-X | | 151.0 | 169.5 | 44.0 | 45.1 | (930×765×1605)+(1340×765×1740) ×2 | 11400+16000×2 | 82 | 70 | 45 | Φ19.05 | Φ41.3 | Φ9.52 | 20.9+59.2+59.2 | 25 + 63 + 63 | 225+385×2 |
| GMV-1580WM/B1-X | | 156.5 | 175.5 | 45.7 | 45.6 | (930×765×1605)+(1340×765×1740) ×2 | 11400+16000×2 | 82 | 70 | 45 | Φ19.05 | Φ41.3 | Φ9.52 | 22.5+59.2+59.2 | 32 + 63 + 63 | 235+385×2 |
| GMV-1630WM/B1-X | | 163.0 | 183.0 | 47.7 | 48.9 | (1340×765×1605)+(1340×765×1740) ×2 | 14000+16000×2 | 82 | 70 | 45 | Φ19.05 | Φ41.3 | Φ9.52 | 28.8+59.2+59.2 | 40 + 63 + 63 | 360+385×2 |
| GMV-1685WM/B1-X | | 168.0 | 188.0 | 49.7 | 50.8 | (1340×765×1605)+(1340×765×1740) ×2 | 14000+16000×2 | 82 | 70 | 45 | Φ19.05 | Φ41.3 | Φ9.52 | 33.2+59.2+59.2 | 40 + 63 + 63 | 360+385×2 |
| GMV-1750WM/B1-X | | 173.4 | 194.5 | 51.2 | 51.9 | (1340×765×1740) ×3 | 16000×3 | 82 | 70 | 45 | Φ19.05 | Φ41.3 | Φ9.52 | 45.4+59.2+59.2 | 50 + 63 + 63 | 360+385×2 |
| GMV-1800WM/B1-X | | 179.0 | 201.0 | 53.0 | 54.4 | (1340×765×1740) ×3 | 16000×3 | 82 | 71 | 45 | Φ19.05 | Φ41.3 | Φ9.52 | 51.1+59.2+59.2 | 63 + 63 + 63 | 385×3 |
| GMV-1854WM/B1-X | | 184.5 | 207.0 | 55.5 | 56.7 | (1340×765×1740) ×3 | 16000×3 | 82 | 71 | 45 | Φ19.05 | Φ41.3 | Φ9.52 | 59.2+59.2+59.2 | 63+63+63 | 385×3 |
| GMV-1908WM/B1-X | | 190.5 | 213.5 | 54.2 | 55.8 | (930×765×1605)+(1340×765×1605)+(1340×765×1740) ×2 | 11400+14000+16000×2 | 82 | 72 | 47 | Φ22.2 | Φ44.5 | Φ9.52 | 20.9+33.2+51.1+59.2 | 25+40+63+63 | 225+360+385×2 |
| GMV-1962WM/B1-X | | 195.9 | 220.0 | 55.7 | 56.9 | (930×765×1605)+(1340×765×1740) ×3 | 11400+16000×3 | 82 | 73 | 47 | Φ22.2 | Φ44.5 | Φ9.52 | 20.9+45.4+51.1+59.2 | 25+50+63+63 | 225+360+385×2 |
| GMV-2016WM/B1-X | | 201.5 | 226.5 | 57.5 | 59.4 | (930×765×1605)+(1340×765×1740) ×3 | 11400+16000×3 | 82 | 73 | 47 | Φ22.2 | Φ44.5 | Φ9.52 | 20.9+51.1+51.1+59.2 | 25+63+63+63 | 225+385×3 |
| GMV-2072WM/B1-X | | 207.0 | 232.5 | 60.0 | 61.7 | (930×765×1605)+(1340×765×1740) ×3 | 11400+16000×3 | 82 | 73 | 47 | Φ22.2 | Φ44.5 | Φ9.52 | 20.9+51.1+59.2+59.2 | 25+63+63+63 | 225+385×3 |
| GMV-2128WM/B1-X | | 212.5 | 238.5 | 62.5 | 64.0 | (930×765×1605)+(1340×765×1740) ×3 | 11400+16000×3 | 82 | 73 | 47 | Φ22.2 | Φ44.5 | Φ9.52 | 20.9+59.2+59.2+59.2 | 25+63+63+63 | 225+385×3 |
| GMV-2184WM/B1-X | | 218.0 | 244.5 | 64.2 | 64.5 | (930×765×1605)+(1340×765×1740) ×3 | 11400+16000×3 | 82 | 74 | 47 | Φ22.2 | Φ44.5 | Φ9.52 | 22.5+59.2+59.2+59.2 | 32+63+63+63 | 235+385×3 |
| GMV-2240WM/B1-X | | 224.5 | 252.0 | 66.2 | 67.8 | (1340×765×1605)+(1340×765×1740) ×3 | 14000+16000×3 | 82 | 74 | 47 | Φ22.2 | Φ44.5 | Φ9.52 | 28.8+59.2+59.2+59.2 | 40+63+63+63 | 360+385×3 |
| GMV-2295WM/B1-X | | 229.5 | 257.0 | 68.2 | 69.7 | (1340×765×1605)+(1340×765×1740) ×3 | 14000+16000×3 | 82 | 74 | 47 | Φ22.2 | Φ44.5 | Φ9.52 | 33.2+59.2+59.2+59.2 | 40+63+63+63 | 360+385×3 |
| GMV-2350WM/B1-X | | 234.9 | 263.5 | 69.7 | 70.8 | (1340×765×1740) ×4 | 16000×4 | 82 | 75 | 47 | Φ22.2 | Φ44.5 | Φ9.52 | 45.4+59.2+59.2+59.2 | 50+63+63+63 | 360+385×3 |
| GMV-2405WM/B1-X | | 240.5 | 270.0 | 71.5 | 73.3 | (1340×765×1740) ×4 | 16000×4 | 82 | 75 | 47 | Φ22.2 | Φ44.5 | Φ9.52 | 51.1+59.2+59.2+59.2 | 63+63+63+63 | 385×4 |
| GMV-2460WM/B1-X | | 246.0 | 276.0 | 74.0 | 75.6 | (1340×765×1740) ×4 | 16000×4 | 82 | 75 | 47 | Φ22.2 | Φ44.5 | Φ9.52 | 59.2+59.2+59.2+59.2 | 63+63+63+63 | 385×4 |

# GMV5 Home

INVERTER R410A

GMV5 Home is a new generation of multi VRF system developed by Gree, integrating “central air conditioning + hot water + floor heating”.

Outdoor Unit

Water Tank

SXTD200LC JW/A-K*2

Hydro Box

Hot water converter*1

Golden fin condenser

Inner groove copper

Compact design

High efficiency

Wide voltage range

Easier maintainability

》 High efficiency and energy savings. The self-developed DC inverter technology stimulates the intelligence and integration of the system. In full heat recovery mode of “cooling + hot water”, the ECOP is up to 7.0; DC inverter water pump is adopted, which has apparent advantages in energy savings, flow-lift regulating range and performance curve.

》 Optional quiet modes. The system has got night quiet mode and forced quiet mode, with operation noise as low as 45dB(A).

》 Unique comfort functions. The system has got auto heat recovery function in cooling; the heat is recovered automatically for heating water; water heating and floor heating can be available simultaneously; 3D heat supply provides more comfort; the optimized defrosting reduces the fluctuation of indoor temperature.

| Item | Nominal operating condition(temperature) | | | | | |
|---|---|---|---|---|---|---|
| | Outdoor condition | | Indoor condition | | Water | |
| | DB(℃) | WB(℃) | DB(℃) | WB(℃) | Start(℃) | End(℃) |
| Cooling | 35 | 24 | 27 | 19 | / | / |
| Heating | 7 | 6 | 20 | 15 | / | / |
| Hot water | 20 | 15 | / | / | 15 | 52 |

| | Mode | Outdoor condition(℃) |
|---|---|---|
| Operation range | Cooling | -5～50 |
| | Heating | -15～24 |
| | Water heating | -15～43 |
| | Cooling and water heating | -5～43 |
| | Heating and water heating | -15～24 |

## Outdoor Unit

| Model | | | GMV-S120WL/A-S | GMV-S140WL/A-S | GMV-S160WL/A-S |
|---|---|---|---|---|---|
| Capacity | Cooling | kW | 12.1 | 14 | 16 |
| | Heating | kW | 14 | 16.5 | 18.5 |
| Power supply | | V/Ph/Hz | 220-240V~50/60Hz | | |
| Refrigerant charge volume | | kg | 5 | 5 | 5 |
| Rated power input | Cooling | kW | 3.05 | 3.98 | 4.85 |
| | Heating | kW | 3.30 | 4.10 | 4.67 |
| | Water heating | kW | / | / | / |
| Airflow volume | | $m^3/h$ | 6000 | 6300 | 6600 |
| | | CFM | 3531 | 3708 | 3884 |
| Sound pressure level | | dB(A) | 55 | 56 | 58 |
| Connecting pipe diameter | Gas | mm | Φ15.9 | Φ15.9 | Φ15.9 |
| | Liquid | mm | Φ9.52 | Φ9.52 | Φ9.52 |
| | Gas (high pressure) | mm | Φ12.7 | Φ12.7 | Φ12.7 |
| Dimension (W×D×H) | Outline | mm | 900×340×1345 | 900×340×1345 | 900×340×1345 |
| | Package | mm | 998×458×1500 | 998×458×1500 | 998×458×1500 |
| Net weight/Gross weight | | kg | 113/123 | 113/123 | 113/123 |
| Loading quantity | 40' GP | unit | 57 | 57 | 57 |
| | 40' HQ | unit | 57 | 57 | 57 |

| Model | | | GMV-S224W/A-X | GMV-S280W/A-X |
|---|---|---|---|---|
| Cooling capacity | Rated | kW | 22.4 | 28 |
| Heating capacity | Rated | kW | 21.5 | 21 |
| | Max. | kW | 25 | 31.5 |
| ECOP | | - | 7 | 7 |
| SEER | Ducted | - | 8.46 | 7.58 |
| | Cassette | - | 7.2 | 6.45 |
| SCOP | Ducted | - | 5.5 | 5.58 |
| | Cassette | - | 4.22 | 4.35 |
| Power supply | | V/Ph/Hz | 380-415V 3N~50/60Hz | |
| Min. circuit current | | A | 16.1 | 20.9 |
| Max. fuse current | | A | 20 | 25 |
| Refrigerant charge volume | | kg | 10.5 | 11 |
| Airflow volume | | $m^3/h$ | 14000 | 14000 |
| | | CFM | 8239 | 8239 |
| Sound pressure level(cooling) | | dB(A) | 57 | 58 |
| Sound power level(cooling) | | dB(A) | 79 | 82 |
| Connecting pipe | Gas | mm | Φ19.05 | Φ22.2 |
| | Liquid | mm | Φ9.52 | Φ9.52 |
| | Gas(high pressure) | mm | Φ15.9 | Φ15.9 |
| Dimension (W×D×H) | Outline | mm | 1340×765×1605 | 1340×765×1605 |
| | Package | mm | 1420×840×1775 | 1420×840×1775 |
| Net weight | | kg | 295 | 295 |
| Gross weight | | kg | 310 | 310 |
| Loading quantity | 40' GP | set | 22 | 22 |
| | 40' HQ | set | 22 | 22 |

## Water Tank

| Model | | SXTD200LCJW/A-K |
|---|---|---|
| Capacity | L | 185 |
| Power supply for electric heater | - | 220-240V~50Hz |
| Input power for electric heater | W | 1500 |
| Max. operation pressure | Mpa | 0.70 |
| Outline dimensions(W×D×H) | mm | 462×462×1944 |
| Package dimensions(W×D×H) | mm | 583×583×2045 |
| Water tank gross/net weight | kg | 88/75 |
| Outer size of connection pipe | mm | Φ6, Φ9.52 |
| Material of inner tank | - | Enamel |
| Made of defending cauterization | - | Mg anode |

Note: This water tank is matched with side-discharged outdoor unit.

| Model | | | | SXTVD300LCJ2/A-K |
|---|---|---|---|---|
| Water tank volume | | | L | 300 |
| Power supply | | | V/Ph/Hz | 230V~50Hz |
| Electric heater power | | | W | 3000 |
| Screw thread spec of pipe | | Cool water inlet | inch(mm) | 3/4" (19.05) |
| | | Hot water outlet | inch(mm) | 3/4" (19.05) |
| Dimension | Outline | Diameter×H | mm | Φ620×1725 |
| | Packaged | W×D×H | mm | 738×870×1843 |
| Net weight/Gross weight | | | kg | 135/163 |
| Loading quantity | | 40'GP/40'HQ | unit | 38/57 |

## Hydro Box

| Model | | | | NRQD16G/A-S |
|---|---|---|---|---|
| Heating capacity | | | kW | 4.5(3.6-16) |
| Dimension (W×D×H) | | Outline | mm | 500×919×328 |
| | | Package | mm | 1158×608×400 |
| Power supply | | | V/Ph/Hz | 220-240V ~ 50/60Hz |
| Connecting pipe diameter | to ODU | Gas | mm | Φ15.9 |
| | | Liquid | mm | Φ9.52 |
| | | Gas(high pressure) | mm | Φ12.7 |
| | to water tank | | mm | Φ25 |
| Water pump | | Type | — | PB-2.5/11-A |
| | | Power input | kW | 0.08-0.14 |
| | | Water flow | L/h | 1700.00 |
| | | | GPM | 7.48 |
| | | Delivery lift | m | 6.00 |
| Net weight/Gross weight | | | kg | 56/62 |
| Loading quantity | | 40'GP/40'HQ | unit | 1058/1196 |

## Hot Water Converter

| Model | | | | NRZ16G/A-S |
|---|---|---|---|---|
| Heating capacity | | | kW | 4.5(2.8~5.6) |
| Dimension (W×D×H) | | Outline | mm | 370×135×485 |
| | | Package | mm | 473×238×660 |
| Power supply | | | V/Ph/Hz | 220-240V ~50/60Hz |
| Connecting pipe diameter | to ODU | Gas | mm | Φ15.9 |
| | | Liquid | mm | Φ9.52 |
| | | Gas(high pressure) | mm | Φ12.7 |
| Net weight/Gross weight | | | kg | 8.5/13.5 |
| Loading quantity | | 40'GP | unit | 660 |

Note:

* 1: The hot water converter is only matched with the outdoor unit model of GMV-S(120~160)WL/A-S.
* 2: The hot water converter is only matched with the water tank model of SXTD200LCJW/A-K.

# GMV Water

INVERTER R410A

Water Source Heat Pump VRF System integrates the advantages of a water system and DC inverter VRF units. It features the high efficiency and energy saving of water-cooled units and the comfortable and flexible characteristics of VRF units. It utilizes renewable sources as the heating and cooling sources. It can be used in coordination with relevant policy projects or energy conservation projects, providing a new air conditioning solution for tall building structures, hotels, office buildings, shopping centers, etc.


High efficiency | Energy saving function | Quiet function | Wide voltage range | Wide operation range | Modular operating* | Comprehensive protection

- An external energy source for water source heat pump VRF system

  Gree self-developed water source heat pump VRF system utilizes renewable sources such as water and geo-thermal or ground, with higher operating efficiency and lower energy consumption. The waterside can be a cooling tower or boiler or the application of surface water (river water, lake water, seawater), groundwater, geo-thermal or ground heat, solar power, waste heat, wastewater or other kinds of renewable sources.

- System structure of water source heat pump VRF system

  The water source heat pump VRF system is made up of two parts. The first part is the water system that exchanges heat between outdoor units and water/geo-thermal or ground sources. The application of water source/geo-thermal or ground source is varied and can be coordinated with constant-temperature water/geo-thermal or ground, cooling tower or boiler. Compared with the common air-cooled system, it is more energy-saving and space-saving. The second part is the VRF system of outdoor and indoor units, which features the advantages of flexible installation, easy construction, and intelligent control. There is a variety of combinations of indoor units to cope with different applications.

- Suitable for different construction applications, no influence on building appearance

  The water source heat pump VRF system is suitable for different constructions, with no influence on building appearance. The water source heat pump VRF air conditioners do not need to exchange heat with the outdoor air, so it can be installed flexibly to coordinate with the building structure.

- No influence of weather

  The water source heat pump VRF system exchanges heat with water or geo-thermal or ground source through outdoor units, so it won't be affected by the air temperature. In winter, when the system is in the heating operation, outdoor units won't get frosted or run in defrosting mode, so as to guarantee stable heating performance.

- Same as GMV5, the water source heat pump VRF system adopts CAN communication, so it can be connected with any one type of GMV5 indoor units.

## ODU Combination Lineup

380-415V, 50/60Hz

| Model | GMV-W224WM/A-X | GMV-W280WM/A-X | GMV-W335WM/A-X |
|---|---|---|---|
| GMV-W448WM/A-X | ⬢⬢ | | |
| GMV-W504WM/A-X | ⬢ | ⬢ | |
| GMV-W560WM/A-X | | ⬢⬢ | |
| GMV-W615WM/A-X | | ⬢ | ⬢ |
| GMV-W670WM/A-X | | | ⬢⬢ |
| GMV-W728WM/A-X | ⬢⬢ | ⬢ | |
| GMV-W784WM/A-X | ⬢ | ⬢⬢ | |
| GMV-W840WM/A-X | | ⬢⬢⬢ | |
| GMV-W895WM/A-X | | ⬢⬢ | ⬢ |
| GMV-W950WM/A-X | | ⬢ | ⬢⬢ |
| GMV-W1005WM/A-X | | | ⬢⬢⬢ |
| GMV-W1064WM/A-X | ⬢ | ⬢⬢⬢ | |
| GMV-W1120WM/A-X | | ⬢⬢⬢⬢ | |
| GMV-W1175WM/A-X | | ⬢⬢⬢ | ⬢ |
| GMV-W1230WM/A-X | | ⬢⬢ | ⬢⬢ |
| GMV-W1285WM/A-X | | ⬢ | ⬢⬢⬢ |
| GMV-W1340WM/A-X | | | ⬢⬢⬢⬢ |

## Outdoor Unit

380-415V, 50/60Hz

| Model | | | GMV-W224WM/A-X | GMV-W280WM/A-X | GMV-W335WM/A-X |
|---|---|---|---|---|---|
| Capacity | Cooling | kW | 22.4 | 28 | 33.5 |
| | Heating | kW | 25 | 31.5 | 37.5 |
| Sound pressure level | | dB(A) | 50 | 52 | 52 |
| Power supply | | V/Ph/Hz | 380-415V 3N~50/60Hz | | |
| Water flow volume | | $m^3/h$ | 4.8 | 6 | 7.2 |
| Water pressure drop | | kPa | 16 | 24 | 45 |
| Rated power input | Cooling | kW | 3.9 | 5.7 | 7.9 |
| | Heating | kW | 4 | 5.4 | 7.35 |
| Refrigerant connecting pipe diameter | Gas | mm | Φ22.2 | Φ22.2 | Φ25.4 |
| | Liquid | mm | Φ9.52 | Φ9.52 | Φ12.7 |
| Dimension(W×D×H) | Outline | mm | 780×550×1000 | 780×550×1000 | 780×550×1000 |
| | Package | mm | 833×599×1160 | 833×599×1160 | 833×599×1160 |
| Net weight/Gross weight | | kg | 162/175 | 162/175 | 162/175 |
| Loading quantity | 40' GP | unit | 108 | 108 | 108 |
| | 40' HQ | unit | 108 | 108 | 108 |

## Specifications of ODU Combination

### 380-415V, 50/60Hz

| Model | Power supply | Capacity | | Power input | | Dimension (W×D×H) | Water flow volume | Connecting pipe | | Min. circuit current | Max. fuse current | Weight |
|---|---|---|---|---|---|---|---|---|---|---|---|---|
| | | Cooling | Heating | Cooling | Heating | | | Liquid | Gas | | | |
| | V/Ph/Hz | kW | kW | kW | kW | mm | $m^3/h$ | mm | mm | A | A | kg |
| GMV-W448WM/A-X | 380-415V 3N~ 50/60Hz | 44.8 | 50.0 | 3.9×2 | 4.0×2 | (780×550×1000)×2 | 4.8×2 | Φ12.7 | Φ28.6 | 16.1×2 | 20×2 | 162×2 |
| GMV-W504WM/A-X | | 50.4 | 56.5 | 3.9+5.7 | 4.0+5.4 | (780×550×1000)×2 | 4.8+6.0 | Φ15.9 | Φ28.6 | 16.1+19.7 | 20×2 | 162×2 |
| GMV-W560WM/A-X | | 56.0 | 63.0 | 5.7×2 | 5.4×2 | (780×550×1000)×2 | 6.0×2 | Φ15.9 | Φ28.6 | 19.7×2 | 20×2 | 162×2 |
| GMV-W615WM/A-X | | 61.5 | 69.0 | 5.7+7.9 | 5.4+7.35 | (780×550×1000)×2 | 6.0+7.2 | Φ15.9 | Φ28.6 | 19.7+26.8 | 20+32 | 162×2 |
| GMV-W670WM/A-X | | 67.0 | 75.0 | 7.9×2 | 7.35×2 | (780×550×1000)×2 | 7.2×2 | Φ15.9 | Φ28.6 | 26.8×2 | 32×2 | 162×2 |
| GMV-W728WM/A-X | | 72.8 | 81.5 | 3.9×2+5.7 | 4.0×2+5.4 | (780×550×1000)×3 | 4.8×2+6.0 | Φ19.05 | Φ31.8 | 16.1×2+19.7 | 20×3 | 162×3 |
| GMV-W784WM/A-X | | 78.4 | 88.0 | 3.9+5.7×2 | 4.0+5.4×2 | (780×550×1000)×3 | 4.8+6.0×2 | Φ19.05 | Φ31.8 | 16.1+19.7×2 | 20×3 | 162×3 |
| GMV-W840WM/A-X | | 84.0 | 94.5 | 5.7×3 | 5.4×3 | (780×550×1000)×3 | 6.0x3 | Φ19.05 | Φ31.8 | 19.7×3 | 20×3 | 162×3 |
| GMV-W895WM/A-X | | 89.5 | 100.5 | 5.7×2+7.9 | 5.4×2+7.35 | (780×550×1000)×3 | 6.0×2+7.2 | Φ19.05 | Φ31.8 | 19.7×2+26.8 | 20×2+32 | 162×3 |
| GMV-W950WM/A-X | | 95.0 | 106.5 | 5.7+7.9×2 | 5.4+7.35×2 | (780×550×1000)×3 | 6.0+7.2×2 | Φ19.05 | Φ31.8 | 19.7+26.8×2 | 20+32×2 | 162×3 |
| GMV-W1005WM/A-X | | 100.5 | 112.5 | 7.9×3 | 7.35x3 | (780×550×1000)×3 | 7.2×3 | Φ19.05 | Φ38.1 | 26.8x×3 | 32×3 | 162×3 |
| GMV-W1064WM/A-X | | 106.4 | 119.5 | 3.9+5.7×3 | 4.0+5.4×3 | (780×550×1000)×4 | 4.8+6.0×3 | Φ19.05 | Φ38.1 | 16.1+19.7×3 | 20×4 | 162×4 |
| GMV-W1120WM/A-X | | 112.0 | 126.0 | 5.7×4 | 5.4x4 | (780×550×1000)×4 | 6.0×4 | Φ19.05 | Φ38.1 | 19.7××4 | 20×4 | 162×4 |
| GMV-W1175WM/A-X | | 117.5 | 132.0 | 5.7×3+7.9 | 5.4×3+7.35 | (780×550×1000)×4 | 6.0×3+7.2 | Φ19.05 | Φ38.1 | 19.7×3+26.8 | 20×3+32 | 162×4 |
| GMV-W1230WM/A-X | | 123.0 | 138.0 | 5.7×2+7.9×2 | 5.4×2+7.35×2 | (780×550×1000)×4 | 6.0×2+7.2×2 | Φ19.05 | Φ38.1 | 19.7×2+26.8×2 | 20×2+32×2 | 162×4 |
| GMV-W1285WM/A-X | | 128.5 | 144.0 | 5.7+7.9×3 | 5.4+7.35×3 | (780×550×1000)×4 | 6.0+7.2×3 | Φ19.05 | Φ38.1 | 19.7+26.8×3 | 20+32×3 | 162×4 |
| GMV-W1340WM/A-X | | 134.0 | 150.0 | 7.9×4 | 7.35×4 | (780×550×1000)×4 | 7.2×4 | Φ19.05 | Φ38.1 | 26.8×4 | 32×4 | 162×4 |

## Indoor Units Lineup

| Type of indoor unit | Specification | 15 | 18 | 22 | 25 | 28 | 32 | 36 | 40 | 45 | 50 | 56 | 63 | 71 | 72 | 80 | 90 | 100 | 112 | 125 | 140 | 160 | 180 | 224 | 250 | 280 | 450 | 560 |
|---|---|---|---|---|---|---|---|---|---|---|---|---|---|---|---|---|---|---|---|---|---|---|---|---|---|---|---|---|
| High Static Pressure Duct Type Unit |  | | | ● | ● | ● | ● | ● | ● | ● | ● | ● | ● | ● | | ● | ● | ● | ● | ● | ● | ● | ● | ● | | ● | | |
| General Static Pressure Duct Type Unit |  | | ● | ● | ● | ● | ● | ● | ● | ● | ● | ● | ● | ● | | ● | ● | ● | ● | ● | ● | | | | | | | |
| 360° Air Discharge Cassette Indoor Unit |  | | | ● | | ● | | ● | | ● | ● | ● | ● | ● | | ● | ● | ● | ● | ● | ● | | | | | | | |
| 360° Air Discharge Compact Cassette Indoor Unit |  | ● | ● | ● | | ● | | ● | | ● | ● | ● | | | | | | | | | | | | | | | | |
| 2-way Cassette Indoor Unit |  | | | | | ● | | ● | | ● | ● | ● | ● | ● | | | | | | | | | | | | | | |
| 1-way Cassette Unit |  | | | ● | | ● | | ● | | ● | ● | ● | | | | | | | | | | | | | | | | |
| Wall-mounted |  | ● | ● | ● | | ● | | ● | | ● | ● | ● | ● | ● | | ● | ● | ● | | | | | | | | | | |
| Floor Ceiling Type Indoor Unit |  | | | | | ● | | ● | | | ● | ● | ● | ● | | | ● | ● | ● | ● | ● | ● | | | | | | |
| Console Indoor Unit |  | | | ● | | ● | | ● | | ● | ● | | | | | | | | | | | | | | | | | |
| Floor Standing Type Indoor Unit |  | | | | | | | | | | | | | | | | | ● | | | ● | | | | | | | |
| Fresh Air Processing Indoor Unit |  | | | | | | | | | | | | | | | | | | | ● | ● | | | ● | ● | ● | ● | |
| AHU KIT |  | | | | | | | ● | | | | | | ● | | | | | | | ● | | | | | ● | | ● |
| Concealed Floor Standing Type |  | | | ● | | ● | | ● | | ● | | ● | ● | ● | | | | | | | | | | | | | | |

# High Static Pressure Duct Type Indoor Unit

## 50/60Hz

| Model | | | GMV-ND22PHS/B-T | GMV-ND25PHS/B-T | GMV-ND28PHS/B-T | GMV-ND32PHS/B-T | GMV-ND36PHS/B-T | GMV-ND40PHS/B-T |
|---|---|---|---|---|---|---|---|---|
| Capacity | Cooling | kW | 2.2 | 2.5 | 2.8 | 3.2 | 3.6 | 4.0 |
| | Heating | kW | 2.5 | 2.8 | 3.2 | 3.6 | 4.0 | 4.5 |
| Power supply | | V/Ph/Hz | 220-240V～50Hz & 208-230V～60Hz | | | | | |
| Power consumption | | W | 55 | 55 | 55 | 65 | 65 | 85 |
| Airflow volume(H/M/L) | | $m^3/h$ | 550/480/400 | 550/480/400 | 550/480/400 | 600/500/420 | 600/500/420 | 850/700/600 |
| Rated current | Cooling | A | 0.5 | 0.5 | 0.5 | 0.5 | 0.5 | 0.5 |
| | Heating | A | 0.5 | 0.5 | 0.5 | 0.5 | 0.5 | 0.5 |
| ESP | | Pa | 60/0～150 | 60/0～150 | 60/0～150 | 60/0～150 | 60/0～150 | 60/0～150 |
| Sound pressure level(H/M/L) | | dB(A) | 33/30/28 | 33/30/28 | 33/30/28 | 33/31/29 | 33/31/29 | 36/34/32 |
| Connecting pipe | Liquid | mm | Φ6.35 | Φ6.35 | Φ6.35 | Φ6.35 | Φ6.35 | Φ6.35 |
| | Gas | mm | Φ9.52 | Φ9.52 | Φ9.52 | Φ12.7 | Φ12.7 | Φ12.7 |
| Drain pipe | External dia. | mm | Φ25 | Φ25 | Φ25 | Φ25 | Φ25 | Φ25 |
| | Thickness | mm | 2.5 | 2.5 | 2.5 | 2.5 | 2.5 | 2.5 |
| Dimension (W×D×H) | Outline | mm | 700×700×300 | 700×700×300 | 700×700×300 | 700×700×300 | 700×700×300 | 700×700×300 |
| | Package | mm | 897×808×360 | 897×808×360 | 897×808×360 | 897×808×360 | 897×808×360 | 897×808×360 |
| Net weight/Gross weight | | kg | 32/38 | 32/38 | 32/38 | 32/38 | 32/38 | 34/40 |
| Loading quantity | 40' GP | unit | 168 | 168 | 168 | 168 | 168 | 168 |
| | 40' HQ | unit | 196 | 196 | 196 | 196 | 196 | 196 |

| Model | | | GMV-ND45PHS/B-T | GMV-ND50PHS/B-T | GMV-ND56PHS/B-T | GMV-ND63PHS/B-T | GMV-ND71PHS/B-T | GMV-ND80PHS/B-T |
|---|---|---|---|---|---|---|---|---|
| Capacity | Cooling | kW | 4.5 | 5.0 | 5.6 | 6.3 | 7.1 | 8.0 |
| | Heating | kW | 5.0 | 5.6 | 6.3 | 7.1 | 8.0 | 9.0 |
| Power supply | | V/Ph/Hz | 220-240V～50Hz & 208-230V～60Hz | | | | | |
| Power consumption | | W | 85 | 85 | 90 | 90 | 100 | 100 |
| Airflow volume(H/M/L) | | $m^3/h$ | 850/700/600 | 850/700/600 | 1000/800/700 | 1000/800/700 | 1250/1050/950 | 1250/1050/950 |
| Rated current | Cooling | A | 0.5 | 0.5 | 0.8 | 0.8 | 0.8 | 0.8 |
| | Heating | A | 0.5 | 0.5 | 0.8 | 0.8 | 0.8 | 0.8 |
| ESP | | Pa | 60/0～150 | 60/0～150 | 90/0～200 | 90/0～200 | 90/0～200 | 90/0～200 |
| Sound pressure level(H/M/L) | | dB(A) | 36/34/32 | 36/34/32 | 37/35/33 | 37/35/33 | 38/36/34 | 38/36/34 |
| Connecting pipe | Liquid | mm | Φ6.35 | Φ6.35 | Φ9.52 | Φ9.52 | Φ9.52 | Φ9.52 |
| | Gas | mm | Φ12.7 | Φ12.7 | Φ15.9 | Φ15.9 | Φ15.9 | Φ15.9 |
| Drain pipe | External dia. | mm | Φ25 | Φ25 | Φ25 | Φ25 | Φ25 | Φ25 |
| | Thickness | mm | 2.5 | 2.5 | 2.5 | 2.5 | 2.5 | 2.5 |
| Dimension (W×D×H) | Outline | mm | 700×700×300 | 700×700×300 | 1000×700×300 | 1000×700×300 | 1000×700×300 | 1000×700×300 |
| | Package | mm | 897×808×360 | 897×808×360 | 1205×813×360 | 1205×813×360 | 1205×813×360 | 1205×813×360 |
| Net weight/Gross weight | | kg | 34/40 | 34/40 | 43/49 | 43/49 | 43/49 | 43/49 |
| Loading quantity | 40' GP | unit | 168 | 168 | 138 | 138 | 138 | 138 |
| | 40' HQ | unit | 196 | 196 | 161 | 161 | 161 | 161 |

| Model | | | GMV-ND90PHS/B-T | GMV-ND100PHS/B-T | GMV-ND112PHS/B-T | GMV-ND125PHS/B-T | GMV-ND140PHS/B-T |
|---|---|---|---|---|---|---|---|
| Capacity | Cooling | kW | 9.0 | 10.0 | 11.2 | 12.5 | 14.0 |
| | Heating | kW | 10.0 | 11.2 | 12.5 | 14.0 | 16.0 |
| Power supply | | V/Ph/Hz | 220-240V～50Hz & 208-230V～60Hz | | | | |
| Power consumption | | W | 140 | 140 | 160 | 160 | 220 |
| Airflow volume(H/M/L) | | $m^3/h$ | 1800/1450/1250 | 1800/1450/1250 | 2000/1600/1400 | 2000/1600/1400 | 2350/1900/1650 |
| Rated current | Cooling | A | 1.1 | 1.1 | 1.1 | 1.1 | 1.5 |
| | Heating | A | 1.1 | 1.1 | 1.1 | 1.1 | 1.5 |
| ESP | | Pa | 90/0～200 | 90/0～200 | 90/0～200 | 90/0～200 | 90/0～200 |
| Sound pressure level(H/M/L) | | dB(A) | 40/37/35 | 40/37/35 | 40/38/36 | 40/38/36 | 42/39/37 |
| Connecting pipe | Liquid | mm | Φ9.52 | Φ9.52 | Φ9.52 | Φ9.52 | Φ9.52 |
| | Gas | mm | Φ15.9 | Φ15.9 | Φ15.9 | Φ15.9 | Φ15.9 |
| Drain pipe | External dia. | mm | Φ25 | Φ25 | Φ25 | Φ25 | Φ25 |
| | Thickness | mm | 2.5 | 2.5 | 2.5 | 2.5 | 2.5 |
| Dimension (W×D×H) | Outline | mm | 1400×700×300 | 1400×700×300 | 1400×700×300 | 1400×700×300 | 1400×700×300 |
| | Package | mm | 1601×813×365 | 1601×813×365 | 1601×813×365 | 1601×813×365 | 1678×808×365 |
| Net weight/Gross weight | | kg | 57/64 | 57/64 | 57/64 | 57/64 | 58/67 |
| Loading quantity | 40' GP | unit | 84 | 84 | 84 | 84 | 84 |
| | 40' HQ | unit | 98 | 98 | 98 | 98 | 98 |

| Model | | | GMV-ND160PHS/B-T | GMV-ND180PHS/B-T | GMV-ND224PH/A-T | GMV-ND280PH/A-T |
|---|---|---|---|---|---|---|
| Capacity | Cooling | kW | 16.0 | 18.0 | 22.4 | 28.0 |
| | Heating | kW | 18.0 | 20.0 | 25.0 | 31.0 |
| Power supply | | V/Ph/Hz | 220-240V～50Hz & 208-230V～60Hz | | | |
| Power consumption | | W | 230 | 350 | 800 | 900 |
| Airflow volume(H/M/L) | | $m^3/h$ | 2500/2000/1750 | 3000/2600/2000 | 4000/3600/3200 | 4400/4000/3600 |
| Rated current | Cooling | A | 1.5 | 2.0 | 3.7 | 4.1 |
| | Heating | A | 1.5 | 2.0 | 3.7 | 4.1 |
| ESP | | Pa | 90/0~200 | 90/0~170 | 100/50~200 | 100/50~200 |
| Sound pressure level(H/M/L) | | dB(A) | 44/41/38 | 49/47/44 | 54/52/49 | 55/52/50 |
| Connecting pipe | Liquid | mm | Φ9.52 | Φ9.52 | Φ9.52 | Φ9.52 |
| | Gas | mm | Φ19.05 | Φ19.05 | Φ19.05 | Φ22.2 |
| Drain pipe | External dia. | mm | Φ25 | Φ25 | Φ25 | Φ25 |
| | Thickness | mm | 2.5 | 2.5 | 2.0 | 2.0 |
| Dimension (W×D×H) | Outline | mm | 1400×700×300 | 1400×700×300 | 1483×791×385 | 1686×870×450 |
| | Package | mm | 1678×808×365 | 1678×808×365 | 1578×883×472 | 1788×988×580 |
| Net weight/Gross weight | | kg | 58/67 | 58/67 | 82/104 | 105/140 |
| Loading quantity | 40' GP | unit | 84 | 84 | 60 | 52 |
| | 40' HQ | unit | 98 | 98 | 75 | 52 |

# General Static Pressure Duct Type Unit

## 50/60Hz

| Model | | | GMV-ND18PLS/C-T | GMV-ND22PLS/C-T | GMV-ND25PLS/C-T | GMV-ND28PLS/C-T | GMV-ND32PLS/C-T | GMV-ND36PLS/C-T |
|---|---|---|---|---|---|---|---|---|
| Capacity | Cooling | kW | 1.8 | 2.2 | 2.5 | 2.8 | 3.2 | 3.6 |
| | Heating | kW | 2.2 | 2.5 | 2.8 | 3.2 | 3.6 | 4.0 |
| Power supply | | V/Ph/Hz | 220-240V ~ 50Hz & 208-230V ~ 60Hz | | | | | |
| Power consumption | | W | / | 28 | 28 | 28 | 37 | 37 |
| Air volume (H/M/L) | | $m^3/h$ | 450/350/200 | 450/350/200 | 450/350/200 | 450/350/200 | 550/400/300 | 550/400/300 |
| Rated current | Cooling | A | 0.2 | 0.2 | 0.2 | 0.2 | 0.3 | 0.3 |
| | Heating | A | 0.2 | 0.2 | 0.2 | 0.2 | 0.3 | 0.3 |
| ESP | | Pa | 15/0~30 | 15/0~30 | 15/0~30 | 15/0~30 | 15/0~30 | 15/0~30 |
| Sound pressure level(H/M/L) | | dB(A) | 30/25/22 | 30/25/22 | 30/25/22 | 30/25/22 | 31/27/25 | 31/27/25 |
| Connecting pipe | Liquid | mm | Φ6.35 | Φ6.35 | Φ6.35 | Φ6.35 | Φ6.35 | Φ6.35 |
| | Gas | mm | Φ9.52 | Φ9.52 | Φ9.52 | Φ9.52 | Φ12.7 | Φ12.7 |
| Drain pipe | External dia. | mm | Φ25 | Φ25 | Φ25 | Φ25 | Φ25 | Φ25 |
| | Thickness | mm | 2.5 | 2.5 | 2.5 | 2.5 | 2.5 | 2.5 |
| Dimension (W×D×H) | Outline | mm | 710×462×200 | 710×462×200 | 710×462×200 | 710×462×200 | 710×462×200 | 710×462×200 |
| | Package | mm | 1008×568×275 | 1008×568×275 | 1008×568×275 | 1008×568×275 | 1008×568×275 | 1008×568×275 |
| Net weight/Gross weight | | kg | 18.5/23.5 | 18.5/23.5 | 18.5/23.5 | 18.5/23.5 | 19.0/24.0 | 19.0/24.0 |
| Loading quantity | 40'GP | unit | 386 | 386 | 386 | 386 | 386 | 386 |
| | 40'HQ | unit | 430 | 430 | 430 | 430 | 430 | 430 |

| Model | | | GMV-ND40PLS/C-T | GMV-ND45PLS/C-T | GMV-ND50PLS/C-T | GMV-ND56PLS/C-T | GMV-ND63PLS/C-T | GMV-ND71PLS/C-T |
|---|---|---|---|---|---|---|---|---|
| Capacity | Cooling | kW | 4 | 4.5 | 5.0 | 5.6 | 6.3 | 7.1 |
| | Heating | kW | 4.5 | 5.0 | 5.6 | 6.3 | 7.1 | 8.0 |
| Power supply | | V/Ph/Hz | 220-240V～50Hz & 208-230V～60Hz | | | | | |
| Power consumption | | W | 40 | 40 | 55 | 55 | 55 | 55 |
| Airflow volume ( H/M/L ) | | $m^3/h$ | 750/550/400 | 750/550/400 | 850/700/550 | 850/700/550 | 850/700/550 | 1100/850/650 |
| Rated current | Cooling | A | 0.3 | 0.3 | 0.4 | 0.4 | 0.4 | 0.5 |
| | Heating | A | 0.3 | 0.3 | 0.4 | 0.4 | 0.4 | 0.5 |
| ESP | | Pa | 15/0~30 | 15/0~30 | 15/0~30 | 15/0~30 | 15/0~30 | 15/0-50 |
| Sound pressure level(H/M/L) | | dB(A) | 33/29/27 | 33/29/27 | 35/31/29 | 35/31/29 | 35/31/29 | 37/32/30 |
| Connecting pipe | Liquid | mm | Φ6.35 | Φ6.35 | Φ6.35 | Φ9.52 | Φ9.52 | Φ9.52 |
| | Gas | mm | Φ12.7 | Φ12.7 | Φ12.7 | Φ15.9 | Φ15.9 | Φ15.9 |
| Drain pipe | External dia. | mm | Φ25 | Φ25 | Φ25 | Φ25 | Φ25 | Φ25 |
| | Thickness | mm | 2.5 | 2.5 | 2.5 | 2.5 | 2.5 | 2.5 |
| Dimension (W×D×H) | Outline | mm | 1010×462×200 | 1010×462×200 | 1010×462×200 | 1010×462×200 | 1010×462×200 | 1310×462×200 |
| | Package | mm | 1308×568×275 | 1308×568×275 | 1308×568×275 | 1308×568×275 | 1308×568×275 | 1608×568×275 |
| Net weight/Gross weight | | kg | 25.0/31.0 | 25.0/31.0 | 25.0/31.0 | 25.0/31.0 | 25.0/31.0 | 31.0/37.5 |
| Loading quantity | 40'GP | unit | 288 | 288 | 288 | 288 | 288 | 229 |
| | 40'HQ | unit | 340 | 340 | 340 | 340 | 340 | 257 |

| Model | | | GMV-ND80PLS/C-T | GMV-ND90PLS/C-T | GMV-ND100PLS/C-T | GMV-ND112PLS/C-T | GMV-ND125PLS/C-T | GMV-ND140PLS/C-T |
|---|---|---|---|---|---|---|---|---|
| Capacity | Cooling | kW | 8 | 9 | 10 | 11.2 | 12.5 | 14 |
| | Heating | kW | 9 | 10 | 11.2 | 12.5 | 14 | 16 |
| Power supply | | V/Ph/Hz | 220-240V ~ 50Hz & 208/230V ~ 60Hz | | | | | |
| Power consumption | | W | 110 | 130 | 130 | 130 | 170 | 170 |
| Airflow volume ( H/M/L ) | | $m^3/h$ | 1250/1100/900 | 1500/1250/900 | 1500/1350/1000 | 1700/1500/1100 | 2000/1700/1400 | 2000/1700/1400 |
| Rated current | Cooling | A | 0.53 | 0.63 | 0.63 | 0.63 | 0.8 | 0.8 |
| | Heating | A | 0.53 | 0.63 | 0.63 | 0.63 | 0.8 | 0.8 |
| ESP | | Pa | 50/0~80 | 50/0~80 | 50/0~80 | 50/0~80 | 50/0~80 | 50/0~80 |
| Sound pressure level(H/M/L) | | dB(A) | 37/34/31 | 40/36/32 | 40/36/32 | 40/36/32 | 42/40/37 | 42/40/37 |
| Connecting pipe | Liquid | mm | Φ9.52 | Φ9.52 | Φ9.52 | Φ9.52 | Φ9.52 | Φ9.52 |
| | Gas | mm | Φ15.9 | Φ15.9 | Φ15.9 | Φ15.9 | Φ15.9 | Φ15.9 |
| Drain pipe | External dia. | mm | Φ25 | Φ25 | Φ25 | Φ25 | Φ25 | Φ25 |
| | Thickness | mm | 2.5 | 2.5 | 2.5 | 2.5 | 2.5 | 2.5 |
| Dimension (W×D×H) | Outline | mm | 1200×655×260 | 1340×655×260 | 1340×655×260 | 1340×655×260 | 1340×655×260 | 1340×655×260 |
| | Package | mm | 1448×858×315 | 1588×858×315 | 1588×858×315 | 1588×858×315 | 1588×858×315 | 1588×858×315 |
| Net weight/Gross weight | | kg | 39.0/48.0 | 45.5/54.5 | 45.5/54.5 | 45.5/54.5 | 46.5/55.5 | 46.5/55.5 |
| Loading quantity | 40'GP | unit | 154 | 105 | 105 | 105 | 105 | 105 |
| | 40'HQ | unit | 176 | 120 | 120 | 120 | 120 | 120 |

# 360° Air Discharge Cassette Indoor Unit

## 50/60Hz

| Model | | | | GMV-ND22T/C-T | GMV-ND28T/C-T | GMV-ND36T/C-T | GMV-ND45T/C-T | GMV-ND50T/C-T | GMV-ND56T/C-T | GMV-ND63T/C-T |
|---|---|---|---|---|---|---|---|---|---|---|
| Capacity | | Cooling | kW | 2.2 | 2.8 | 3.6 | 4.5 | 5.0 | 5.6 | 6.3 |
| | | Heating | kW | 2.5 | 3.2 | 4.0 | 5.0 | 5.6 | 6.3 | 7.1 |
| Power supply | | | V/Ph/Hz | 220-240V～50Hz & 208-230V～60Hz | | | | | | |
| Power consumption | | | W | 26 | 26 | 26 | 26 | 28 | 35 | 60 |
| Airflow volume(H/M/L) | | | $m^3/h$ | 800/700/600 | 800/700/600 | 800/700/600 | 800/700/600 | 900/800/700 | 950/850/750 | 1150/950/850 |
| Rated current | | Cooling | A | 0.2 | 0.2 | 0.2 | 0.2 | 0.2 | 0.2 | 0.4 |
| | | Heating | A | 0.2 | 0.2 | 0.2 | 0.2 | 0.2 | 0.2 | 0.4 |
| Sound pressure level(H/M/L) | | | dB(A) | 33/30/28 | 33/30/28 | 33/30/28 | 34/30/28 | 35/32/29 | 37/33/30 | 37/34/31 |
| Connecting pipe | | Liquid | mm | Φ6.35 | Φ6.35 | Φ6.35 | Φ6.35 | Φ6.35 | Φ9.52 | Φ9.52 |
| | | Gas | mm | Φ9.52 | Φ9.52 | Φ12.7 | Φ12.7 | Φ12.7 | Φ15.9 | Φ15.9 |
| Drain pipe | | External dia. | mm | Φ25 | Φ25 | Φ25 | Φ25 | Φ25 | Φ25 | Φ25 |
| | | Thickness | mm | 2.5 | 2.5 | 2.5 | 2.5 | 2.5 | 2.5 | 2.5 |
| Main body | Dimension (WxDxH) | Outline | mm | 840×840×240 | 840×840×240 | 840×840×240 | 840×840×240 | 840×840×240 | 840×840×240 | 840×840×240 |
| | | Package | mm | 963×963×325 | 963×963×325 | 963×963×325 | 963×963×325 | 963×963×325 | 963×963×325 | 963×963×325 |
| | Net weight/Gross weight | | kg | 27/35 | 27/35 | 27/35 | 27/35 | 28/36 | 28/36 | 28/36 |
| Panel | Dimension (WxDxH) | Outline | mm | 950×950×65 | 950×950×65 | 950×950×65 | 950×950×65 | 950×950×65 | 950×950×65 | 950×950×65 |
| | | Package | mm | 1038×1033×112 | 1038×1033×112 | 1038×1033×112 | 1038×1033×112 | 1038×1033×112 | 1038×1033×112 | 1038×1033×112 |
| | Net weight/Gross weight | | kg | 6.0/9.5 | 6.0/9.5 | 6.0/9.5 | 6.0/9.5 | 6.0/9.5 | 6.0/9.5 | 6.0/9.5 |
| Loading quantity | | 40'GP | unit | 120 | 120 | 120 | 120 | 120 | 120 | 120 |
| | | 40'HQ | unit | 140 | 140 | 140 | 140 | 140 | 140 | 140 |

| Model | | | | GMV-ND71T/C-T | GMV-ND80T/C-T | GMV-ND90T/C-T | GMV-ND100T/C-T | GMV-ND112T/C-T | GMV-ND125T/C-T | GMV-ND140T/C-T |
|---|---|---|---|---|---|---|---|---|---|---|
| Capacity | | Cooling | kW | 7.1 | 8.0 | 9.0 | 10.0 | 11.2 | 12.5 | 14.0 |
| | | Heating | kW | 8.0 | 9.0 | 10.0 | 11.2 | 12.5 | 14.0 | 16.0 |
| Power supply | | | V/Ph/Hz | 220-240V～50Hz & 208-230V～60Hz | | | | | | |
| Power consumption | | | W | 60 | 85 | 85 | 85 | 115 | 115 | 115 |
| Airflow volume(H/M/L) | | | $m^3/h$ | 1150/950/850 | 1250/1000/900 | 1250/1000/900 | 1250/1000/900 | 1650/1300/1100 | 1650/1300/1100 | 1650/1300/1100 |
| Rated current | | Cooling | A | 0.4 | 0.4 | 0.4 | 0.4 | 0.6 | 0.6 | 0.6 |
| | | Heating | A | 0.4 | 0.4 | 0.4 | 0.4 | 0.6 | 0.6 | 0.6 |
| Sound pressure level(H/M/L) | | | dB(A) | 37/34/31 | 39/37/34 | 39/37/34 | 39/37/34 | 43/41/39 | 43/41/39 | 43/41/39 |
| Connecting pipe | | Liquid | mm | Φ9.52 | Φ9.52 | Φ9.52 | Φ9.52 | Φ9.52 | Φ9.52 | Φ9.52 |
| | | Gas | mm | Φ15.9 | Φ15.9 | Φ15.9 | Φ15.9 | Φ15.9 | Φ15.9 | Φ15.9 |
| Drain pipe | | External dia. | mm | Φ25 | Φ25 | Φ25 | Φ25 | Φ25 | Φ25 | Φ25 |
| | | Thickness | mm | 2.5 | 2.5 | 2.5 | 2.5 | 2.5 | 2.5 | 2.5 |
| Main body | Dimension (WxDxH) | Outline | mm | 840×840×240 | 840×840×240 | 840×840×240 | 840×840×240 | 840×840×290 | 840×840×290 | 840×840×290 |
| | | Package | mm | 963×963×325 | 963×963×325 | 963×963×325 | 963×963×325 | 963×963×379 | 963×963×379 | 963×963×379 |
| | Net weight/Gross weight | | kg | 28/36 | 29/37 | 29/37 | 29/37 | 33/42 | 33/42 | 33/42 |
| Panel | Dimension (WxDxH) | Outline | mm | 950×950×65 | 950×950×65 | 950×950×65 | 950×950×65 | 950×950×65 | 950×950×65 | 950×950×65 |
| | | Package | mm | 1038×1033×112 | 1038×1033×112 | 1038×1033×112 | 1038×1033×112 | 1038×1033×112 | 1038×1033×112 | 1038×1033×112 |
| | Net weight/Gross weight | | kg | 6.0/9.5 | 6.0/9.5 | 6.0/9.5 | 6.0/9.5 | 6.0/9.5 | 6.0/9.5 | 6.0/9.5 |
| Loading quantity | | 40'GP | unit | 120 | 120 | 120 | 120 | 120 | 120 | 120 |
| | | 40'HQ | unit | 140 | 140 | 140 | 140 | 140 | 140 | 140 |

# Fresh Air Ventilation Kit

| Model | | | XF150A-T* |
|---|---|---|---|
| Fresh air intake volume | | % | 10 |
| Dimension (W×D×H) | Outline | mm | 834×834×60 |
| | Package | mm | 873×873×180 |
| Dimension of the connection | | mm | 150 |
| | | Pcs | 2 |
| Net weight/Gross weight | | kg | 2.7/7.7 |

*This model can be matched with 360°Air Discharge Cassette Indoor Units of GMV-ND**T/C-T series only.

# 360° Air Discharge Compact Cassette Indoor Unit

## 50/60Hz

| Model | | | | GMV-ND15T/E-T | GMV-ND18T/E-T | GMV-ND22T/E-T | GMV-ND28T/E-T | GMV-ND36T/E-T | GMV-ND45T/E-T | GMV-ND50T/E-T | GMV-ND56T/E-T |
|---|---|---|---|---|---|---|---|---|---|---|---|
| Capacity | | Cooling | kW | 1.5 | 1.8 | 2.2 | 2.8 | 3.6 | 4.5 | 5.0 | 5.6 |
| | | Heating | kW | 1.8 | 2.2 | 2.5 | 3.2 | 4.0 | 5.0 | 5.6 | 6.3 |
| Power supply | | | V/Ph/Hz | 220-240V～50Hz & 208-230V～60Hz | | | | | | | |
| Power consumption | | | W | 30 | 30 | 30 | 30 | 30 | 45 | 45 | 45 |
| Airflow volume(H/M/L) | | | $m^3/h$ | 460/420/370 | 460/420/370 | 500/460/370 | 570/480/420 | 620/550/480 | 730/650/560 | 730/650/560 | 730/650/560 |
| Rated current | | Cooling | A | 0.15 | 0.15 | 0.15 | 0.15 | 0.15 | 0.23 | 0.23 | 0.23 |
| | | Heating | A | 0.15 | 0.15 | 0.15 | 0.15 | 0.15 | 0.23 | 0.23 | 0.23 |
| Sound pressure level(H/M/L) | | | dB(A) | 33/30/25 | 33/30/25 | 36/31/25 | 36/33/28 | 39/37/35 | 43/41/39 | 43/41/39 | 43/41/39 |
| Connecting pipe | | Liquid | mm | Φ6.35 | Φ6.35 | Φ6.35 | Φ6.35 | Φ6.35 | Φ6.35 | Φ6.35 | Φ9.52 |
| | | Gas | mm | Φ9.52 | Φ9.52 | Φ9.52 | Φ9.52 | Φ12.7 | Φ12.7 | Φ12.7 | Φ15.9 |
| Drain pipe | | External dia. | mm | Φ25 | Φ25 | Φ25 | Φ25 | Φ25 | Φ25 | Φ25 | Φ25 |
| | | Thickness | mm | 2.5 | 2.5 | 2.5 | 2.5 | 2.5 | 2.5 | 2.5 | 2.5 |
| Main body | Dimension (WxDxH) | Outline | mm | 570×570×265 | 570×570×265 | 570×570×265 | 570×570×265 | 570×570×265 | 570×570×265 | 570×570×265 | 570×570×265 |
| | | Package | mm | 698×653×295 | 698×653×295 | 698×653×295 | 698×653×295 | 698×653×295 | 698×653×295 | 698×653×295 | 698×653×295 |
| | Net weight/Gross weight | | kg | 17.5/22.5 | 17.5/22.5 | 17.5/22.5 | 17.5/22.5 | 17.5/22.5 | 17.5/22.5 | 17.5/22.5 | 17.5/22.5 |
| Panel | Dimension (WxDxH) | Outline | mm | 620×620×47.5 | 620×620×47.5 | 620×620×47.5 | 620×620×47.5 | 620×620×47.5 | 620×620×47.5 | 620×620×47.5 | 620×620×47.5 |
| | | Package | mm | 701×701×125 | 701×701×125 | 701×701×125 | 701×701×125 | 701×701×125 | 701×701×125 | 701×701×125 | 701×701×125 |
| | Net weight/Gross weight | | kg | 3.0/4.5 | 3.0/4.5 | 3.0/4.5 | 3.0/4.5 | 3.0/4.5 | 3.0/4.5 | 3.0/4.5 | 3.0/4.5 |
| Loading quantity | | 40'GP | unit | 378 | 378 | 378 | 378 | 378 | 378 | 378 | 378 |
| | | 40'HQ | unit | 432 | 432 | 432 | 432 | 432 | 432 | 432 | 432 |

# 2-way Cassette Indoor Unit

## 50/60Hz

| Model | | | | GMV-ND28TS/A-T | GMV-ND36TS/A-T | GMV-ND45TS/A-T | GMV-ND50TS/A-T | GMV-ND56TS/A-T | GMV-ND63TS/A-T | GMV-ND71TS/A-T |
|---|---|---|---|---|---|---|---|---|---|---|
| Capacity | | Cooling | kW | 2.8 | 3.6 | 4.5 | 5.0 | 5.6 | 6.3 | 7.1 |
| | | Heating | kW | 3.2 | 4.0 | 5.0 | 5.6 | 6.3 | 7.1 | 8.0 |
| Power supply | | | V/Ph/Hz | 220-240V～50Hz & 208-230V～60Hz | | | | | | |
| Power consumption | | | W | 55.0 | 55.0 | 55.0 | 55.0 | 103.0 | 103.0 | 103.0 |
| Airflow volume(H/M/L) | | | m³/h | 830/660/580 | 830/660/580 | 830/660/580 | 830/660/580 | 1100/900/750 | 1100/900/750 | 1100/900/750 |
| | | | CFM | 490/390/340 | 490/390/340 | 490/390/340 | 490/390/340 | 650/530/440 | 650/530/440 | 650/530/440 |
| Rated current | | Cooling | A | 0.4 | 0.4 | 0.4 | 0.4 | 0.7 | 0.7 | 0.7 |
| | | Heating | A | 0.4 | 0.4 | 0.4 | 0.4 | 0.7 | 0.7 | 0.7 |
| Sound pressure level(H/M/L) | | | dB(A) | 35/32/29 | 35/32/29 | 35/32/29 | 35/32/29 | 39/36/33 | 39/36/33 | 39/36/33 |
| Connecting pipe | | Liquid | mm | Φ6.35 | Φ6.35 | Φ6.35 | Φ6.35 | Φ9.52 | Φ9.52 | Φ9.52 |
| | | Gas | mm | Φ9.52 | Φ12.7 | Φ12.7 | Φ12.7 | Φ15.9 | Φ15.9 | Φ15.9 |
| Drain pipe | | External dia. | mm | 25 | 25 | 25 | 25 | 25 | 25 | 25 |
| | | Thickness | mm | 2.5 | 2.5 | 2.5 | 2.5 | 2.5 | 2.5 | 2.5 |
| Main body | Dimension (W×D×H) | Outline | mm | 1200×520×315 | 1200×520×315 | 1200×520×315 | 1200×520×315 | 1200×520×315 | 1200×520×315 | 1200×520×315 |
| | | Package | mm | 1523×658×430 | 1523×658×430 | 1523×658×430 | 1523×658×430 | 1523×658×430 | 1523×658×430 | 1523×658×430 |
| | Net weight/Gross weight | | kg | 43/54 | 43/54 | 43/54 | 43/54 | 46/56 | 46/56 | 46/56 |
| Panel | Dimension (W×D×H) | Outline | mm | 1416×630×33 | 1416×630×33 | 1416×630×33 | 1416×630×33 | 1416×630×33 | 1416×630×33 | 1416×630×33 |
| | | Package | mm | 1578×768×120 | 1578×768×120 | 1578×768×120 | 1578×768×120 | 1578×768×120 | 1578×768×120 | 1578×768×120 |
| | Net weight/Gross weight | | kg | 7.0/11.0 | 7.0/11.0 | 7.0/11.0 | 7.0/11.0 | 7.0/11.0 | 7.0/11.0 | 7.0/11.0 |
| Loading quantity | | 40'GP | unit | 90 | 90 | 90 | 90 | 90 | 90 | 90 |
| | | 40'HQ | unit | 105 | 105 | 105 | 105 | 105 | 105 | 105 |

# 1-way Cassette Indoor Unit

## 50/60Hz

| Model | | | | GMV-ND22TD/A-T | GMV-ND28TD/A-T | GMV-ND36TD/A-T | GMV-ND45TD/A-T | GMV-ND50TD/A-T | GMV-ND56TD/A-T |
|---|---|---|---|---|---|---|---|---|---|
| Capacity | | Cooling | kW | 2.2 | 2.8 | 3.6 | 4.5 | 5.0 | 5.6 |
| | | Heating | kW | 2.5 | 3.2 | 4.0 | 5.0 | 5.6 | 6.3 |
| Power supply | | | V/Ph/Hz | 220-240V～50Hz & 208-230V～60Hz | | | | | |
| Power consumption | | | W | 30 | 30 | 30 | 45 | 45 | 45 |
| Airflow volume(H/M/L) | | | m³/h | 600/500/450 | 600/500/450 | 600/500/450 | 830/600/500 | 830/600/500 | 890/667/564 |
| | | | CFM | 353/294/265 | 353/294/265 | 353/294/265 | 488/353/294 | 488/353/294 | 524/393/332 |
| Rated current | | Cooling | A | 0.2 | 0.2 | 0.2 | 0.3 | 0.3 | 0.3 |
| | | Heating | A | 0.2 | 0.2 | 0.2 | 0.3 | 0.3 | 0.3 |
| Sound pressure level(H/M/L) | | | dB(A) | 36/32/28 | 36/32/28 | 36/32/28 | 40/35/30 | 40/35/30 | 41/38/35 |
| Connecting pipe | | Liquid | mm | Φ6.35 | Φ6.35 | Φ6.35 | Φ6.35 | Φ6.35 | Φ9.52 |
| | | Gas | mm | Φ9.52 | Φ9.52 | Φ12.7 | Φ12.7 | Φ12.7 | Φ15.9 |
| Drain pipe | | External dia. | mm | 25 | 25 | 25 | 25 | 25 | 25 |
| | | Thickness | mm | 2.5 | 2.5 | 2.5 | 2.5 | 2.5 | 2.5 |
| Main body | Dimension (W×D×H) | Outline | mm | 987×385×178 | 987×385×178 | 987×385×178 | 987×385×178 | 987×385×178 | 987×385×178 |
| | | Package | mm | 1307×501×310 | 1307×501×310 | 1307×501×310 | 1307×501×310 | 1307×501×310 | 1307×501×310 |
| | Net weight/Gross weight | | kg | 20.0/27.0 | 20.0/27.0 | 20.0/27.0 | 21.0/28.5 | 21.0/28.5 | 21/28.5 |
| Panel | Dimension (W×D×H) | Outline | mm | 1200×460×55 | 1200×460×55 | 1200×460×55 | 1200×460×55 | 1200×460×55 | 1200×460×55 |
| | | Package | mm | 1265×536×121 | 1265×536×121 | 1265×536×121 | 1265×536×121 | 1265×536×121 | 1265×536×121 |
| | Net weight/Gross weight | | kg | 4.2/6.0 | 4.2/6.0 | 4.2/6.0 | 4.2/6.0 | 4.2/6.0 | 4.2/6.0 |
| Loading quantity | | 40'GP | unit | 138 | 138 | 138 | 138 | 138 | 138 |
| | | 40'HQ | unit | 138 | 138 | 138 | 138 | 138 | 138 |

# Floor Standing Type

| Model | | | GMV-ND100L/A-T | GMV-ND140L/A-T |
|---|---|---|---|---|
| Capacity | Cooling | kW | 10.0 | 14.0 |
| | Heating | kW | 11.0 | 15.0 |
| Power supply | | V/Ph/Hz | 220-240V～50Hz & 208-230V～60Hz | |
| Power consumption | | W | 200 | 200 |
| Airflow volume(H/M/L) | | m³/h | 1850/1600/1400 | 1850/1600/1400 |
| Sound pressure level(H/M/L) | | dB(A) | 50/48/46 | 50/48/46 |
| Connecting pipe | Liquid | mm | Φ9.52 | Φ9.52 |
| | Gas | mm | Φ15.9 | Φ15.9 |
| Drain pipe | External dia. | mm | Φ31 | Φ31 |
| | Thickness | mm | 4.5 | 4.5 |
| Dimension (W×D×H) | Outline | mm | 1870×580×400 | 1870×580×400 |
| | Package | mm | 2083×738×545 | 2083×738×545 |
| Net weight/Gross weight | | kg | 54.0/74.0 | 57.0/77.0 |
| Loading quantity | 40'GP | unit | 67 | 67 |
| | 40'HQ | unit | 67 | 67 |

# Wall-mounted Type Indoor Unit

## 50/60 Hz

| Model | | | GMV-ND15G/B4B-T | GMV-ND18G/B4B-T | GMV-ND22G/B4B-T | GMV-ND28G/B4B-T | GMV-ND36G/B4B-T | GMV-ND45G/B4B-T | GMV-ND50G/B4B-T |
|---|---|---|---|---|---|---|---|---|---|
| Capacity | Cooling | kW | 1.5 | 1.8 | 2.2 | 2.8 | 3.6 | 4.5 | 5 |
| | Heating | kW | 1.8 | 2.5 | 2.5 | 3.2 | 4 | 5 | 5.6 |
| Power supply | | V/Ph/Hz | 220-240V ~ 50Hz & 208-230V ~ 60Hz | | | | | | |
| Power consumption | | W | 20 | 20 | 20 | 20 | 25 | 35 | 35 |
| Airflow volume (H/M/L) | | m³/h | 500/440/300 | 500/440/300 | 500/440/300 | 500/440/300 | 630/460/320 | 850/580/500 | 850/580/500 |
| Rated current | Cooling | A | 0.1 | 0.1 | 0.1 | 0.1 | 0.12 | 0.17 | 0.17 |
| | Heating | A | 0.1 | 0.1 | 0.1 | 0.1 | 0.12 | 0.17 | 0.17 |
| Sound pressure level(H/M/L) | | dB(A) | 35/33/30 | 35/33/30 | 35/33/30 | 35/33/30 | 38/35/31 | 43/40/37 | 43/40/37 |
| Connecting pipe | Liquid | mm | Φ6.35 | Φ6.35 | Φ6.35 | Φ6.35 | Φ6.35 | Φ6.35 | Φ6.35 |
| | Gas | mm | Φ9.52 | Φ9.52 | Φ9.52 | Φ9.52 | Φ12.7 | Φ12.7 | Φ12.7 |
| Drain pipe | External dia. | mm | Φ20 | Φ20 | Φ20 | Φ20 | Φ20 | Φ20 | Φ20 |
| | Thickness | mm | 1.5 | 1.5 | 1.5 | 1.5 | 1.5 | 1.5 | 1.5 |
| Dimension （W×D×H） | Outline | mm | 845×209×289 | | | | | 970×224×300 | |
| | Package | mm | 976×281×379 | | | | | 1096×308×395 | |
| Net weight/Gross weight | | kg | 10.5/12.5 | | | | | 12.5/15.5 | |
| Loading quantity | 40'GP | unit | 576 | | | | | 448 | |
| | 40'HQ | unit | 576 | | | | | 512 | |

| Model | | | GMV-ND56G/B4B-T*1 | GMV-ND63G/B4B-T*1 | GMV-ND71G/B4B-T*1 | GMV-ND80G/B4B-T*1 | GMV-ND90G/B4B-T*1 | GMV-ND100G/B4B-T*1 |
|---|---|---|---|---|---|---|---|---|
| Capacity | Cooling | kW | 5.6 | 6.3 | 7.1 | 8.0 | 9.0 | 9.5 |
| | Heating | kW | 6.3 | 7.1 | 7.5 | 9.0 | 10.0 | 10.5 |
| Power supply | | V/Ph/Hz | 220-240V ~ 50Hz & 208-230V ~ 60Hz | | | | | |
| Power consumption | | W | 50 | 50 | 65 | 80 | 80 | 100 |
| Airflow volume ( H/M/L ) | | m³/h | 1100/850/650 | 1100/850/650 | 1200/850/650 | 1550/1050/800 | 1550/1050/800 | 1650/1100/900 |
| Rated current | Cooling | A | 0.24 | 0.24 | 0.31 | 0.41 | 0.41 | 0.41 |
| | Heating | A | 0.24 | 0.24 | 0.31 | 0.41 | 0.41 | 0.41 |
| Sound pressure level(H/M/L) | | dB(A) | 43/41/37 | 43/41/37 | 44/41/37 | 49/46/40 | 49/46/40 | 52/48/40 |
| Connecting pipe | Liquid | mm | Φ9.52 | Φ9.52 | Φ9.52 | Φ9.52 | Φ9.52 | Φ9.52 |
| | Gas | mm | Φ15.9 | Φ15.9 | Φ15.9 | Φ15.9 | Φ15.9 | Φ15.9 |
| Drain pipe | External dia. | mm | Φ20 | Φ20 | Φ20 | Φ20 | Φ20 | Φ20 |
| | Thickness | mm | 1.5 | 1.5 | 1.5 | 1.5 | 1.5 | 1.5 |
| Dimension （W×D×H） | Outline | mm | 1078×246×325 | | | 1350×258×326 | | |
| | Package | mm | 1203×338×425 | | | 1496×357×433 | | |
| Net weight/Gross weight | | kg | 16/19 | | | 18.5/23.5 | | |
| Loading quantity | 40'GP | unit | 282 | | | 228 | | |
| | 40'HQ | unit | 329 | | | 266 | | |

# Fresh Air Processing Indoor Unit

## 50/60Hz

| Model | | | GMV-NDX125P/A-T | GMV-NDX140P/A-T | GMV-NDX224P/A-T | GMV-NDX250P/A-T | GMV-NDX280P/A-T | GMV-NX450P/A(X4.0)-M |
|---|---|---|---|---|---|---|---|---|
| Capacity | Cooling | kW | 12.5 | 14.0 | 22.4 | 25.0 | 28.0 | 45.0 |
| | Heating | kW*1 | 8.5 | 10.0 | 16.0 | 18.0 | 20.0 | 32.0 |
| | | kW*2 | 10.5 | 12.0 | 20.0 | 20.0 | 22.0 | 35.0 |
| Power supply | | V/Ph/Hz | 220-240V ～ 50Hz & 208-230V ～ 60Hz | | | | | 380-415V 3N~50Hz |
| Power consumption | | W | 200/350 | 200/350 | 400/760 | 520/860 | 520/860 | 1240 |
| Airflow volume (default/range) | | $m^3/h$ | 1200/1000~2000 | 1200/1000~2000 | 2000/1500~3000 | 2500/2000~3500 | 2500/2000~3500 | 4000 |
| Rated current | Cooling | A | 1.5/2.0 | 1.5/2.0 | 2.5/4.3 | 3.1/4.9 | 3.1/4.9 | 3.4 |
| | Heating | A | 1.5/2.0 | 1.5/2.0 | 2.5/4.3 | 3.1/4.9 | 3.1/4.9 | 3.4 |
| ESP | | Pa | 150/50~200 | 150/50~200 | 200/50 ～ 300 | 200/50 ～ 300 | 200/50 ～ 300 | 200 |
| Sound pressure level(Default/Range) | | dB(A) | 46/40~50 | 46/40~50 | 45/45~54 | 47/47~54 | 47/47~54 | 58 |
| Connecting pipe | Liquid | mm | Φ9.52 | Φ9.52 | Φ9.52 | Φ9.52 | Φ9.52 | Φ12.7 |
| | Gas | mm | Φ15.9 | Φ15.9 | Φ19.05 | Φ22.2 | Φ22.2 | Φ28.6 |
| Drain pipe | External dia. | mm | Φ25 | Φ25 | Φ25 | Φ25 | Φ25 | Φ33 |
| | Thickness | mm | 2.5 | 2.5 | 2.0 | 2.0 | 2.0 | 3.0 |
| Dimension (W×D×H) | Outline | mm | 1400×700×300 | 1400×700×300 | 1483×791×385 | 1483×791×385 | 1483×791×385 | 1700x1100x650 |
| | Package | mm | 1601×813×365 | 1601×813×365 | 1578×883×472 | 1578×883×472 | 1578×883×472 | 1893x1463x838 |
| Net weight/Gross weight | | kg | 54/61 | 54/61 | 82/104 | 82/104 | 82/104 | 208/266 |
| Loading quantity | 40'GP | unit | 84 | 84 | 52 | 52 | 52 | 16 |
| | 40'HQ | unit | 98 | 98 | 65 | 65 | 65 | 16 |

*1 Note:
1. Rated cooling capacity test conditions: indoor 35°C DB/28°C WB, outdoor 35°C DB; connection pipe length: 7.5m, without height drop between units. The default air outlet temperature of the unit is 18°C.
2. Rated heating capacity test conditions: *1: indoor 7°C DB, outdoor 7°C DB/6°C WB, *2: indoor -7°C DB, outdoor 0°C DB / -2.9°C WB; connection pipe length: 7.5m, without height drop between units. The default air outlet temperature of the unit is 22°C.
3. Input power: the left side of "/" is the rated power while the right side is the maximum power;
4. External static pressure: the left side of "/" is the static pressure of a standard unit while the right side is the static pressure option of a non-standard unit;
5. Air volume: the left side of "/" is the rated air volume while the right side is the adjustable fresh air volume.
6. Input current: the left side of "/" is the rated current while the right side is the maximum current.
7. As to noise: the left side of "/" is the noise value under rated static pressure while the right side is the noise range with the change of static pressure.

# Console Indoor Unit

## 50/60Hz

| Model | | | GMV-ND22C/A-T | GMV-ND28C/A-T | GMV-ND36C/A-T | GMV-ND45C/A-T | GMV-ND50C/A-T |
|---|---|---|---|---|---|---|---|
| Capacity | Cooling | kW | 2.2 | 2.8 | 3.6 | 4.5 | 5.0 |
| | Heating | kW | 2.5 | 3.2 | 4.0 | 5.0 | 5.5 |
| Power supply | | V/Ph/Hz | 220-240V～50Hz & 208-230V～60Hz | | | | |
| Power consumption | | W | 15 | 15 | 20 | 40 | 40 |
| Airflow volume(H/M/L) | | $m^3/h$ | 400/320/270 | 400/320/270 | 480/400/310 | 680/600/500 | 680/600/500 |
| Rated current | Cooling | A | 0.17 | 0.17 | 0.25 | 0.4 | 0.4 |
| | Heating | A | 0.17 | 0.17 | 0.25 | 0.4 | 0.4 |
| ESP | | Pa | 0 | 0 | 0 | 0 | 0 |
| Sound pressure level(H/M/L) | | dB(A) | 38/33/27 | 38/33/27 | 40/37/32 | 46/43/39 | 46/43/39 |
| Connecting pipe diameter | Liquid | mm | Φ6.35 | Φ6.35 | Φ6.35 | Φ6.35 | Φ6.35 |
| | Gas | mm | Φ9.52 | Φ9.52 | Φ12.7 | Φ12.7 | Φ12.7 |
| Drain pipe | External dia. | mm | 28 | 28 | 28 | 28 | 28 |
| | Thickness | mm | 1 | 1 | 1 | 1 | 1 |
| Dimension (W×D×H) | Outline | mm | 700×215×600 | 700×215×600 | 700×215×600 | 700×215×600 | 700×215×600 |
| | Package | mm | 788×283×777 | 788×283×777 | 788×283×777 | 788×283×777 | 788×283×777 |
| Net weight/Gross weight | | kg | 16/19 | 16/19 | 16/19 | 16/19 | 16/19 |
| Loading quantity | 40' GP | unit | 348 | 348 | 348 | 348 | 348 |
| | 40' HQ | unit | 348 | 348 | 348 | 348 | 348 |

# Floor Ceiling Type Indoor Unit

## 50/60Hz

| Model | | | GMV-ND28ZD/A-T | GMV-ND36ZD/A-T | GMV-ND50ZD/A-T | GMV-ND56ZD/A-T | GMV-ND63ZD/A-T |
|---|---|---|---|---|---|---|---|
| Capacity | Cooling | kW | 2.8 | 3.6 | 5.0 | 5.6 | 6.3 |
| | Heating | kW | 3.2 | 4.0 | 5.6 | 6.3 | 7.1 |
| Power supply | | V/Ph/Hz | 220-240V～50Hz & 208-230V～60Hz | | | | |
| Power consumption | | W | 40 | 40 | 50 | 50 | 75 |
| Airflow volume(H/M/L) | | $m^3/h$ | 650/580/500 | 650/580/500 | 950/850/700 | 950/850/700 | 1400/1150/1000 |
| Rated hurrent | Cooling | A | 0.3 | 0.3 | 0.4 | 0.4 | 0.6 |
| | Heating | A | 0.3 | 0.3 | 0.4 | 0.4 | 0.6 |
| Sound pressure level(H/M/L) | | dB(A) | 36/34/32 | 36/34/32 | 42/38/33 | 42/38/33 | 44/42/39 |
| Connecting pipe | Liquid | mm | Φ6.35 | Φ6.35 | Φ6.35 | Φ9.52 | Φ9.52 |
| | Gas | mm | Φ9.52 | Φ12.7 | Φ12.7 | Φ15.9 | Φ15.9 |
| Drain pipe | External dia. | mm | Φ17 | Φ17 | Φ17 | Φ17 | Φ17 |
| | Thickness | mm | 1.75 | 1.75 | 1.75 | 1.75 | 1.75 |
| Dimension (W×D×H) | Outline | mm | 1220×700×225 | | | | 1420×700×245 |
| | Package | mm | 1343×823×315 | | | | 1548×828×345 |
| Net weight/Gross weight | | kg | 40/49 | 40/49 | 40/49 | 40/49 | 50/58 |
| Loading quantity | 40' GP | unit | 145 | 145 | 145 | 145 | 90 |
| | 40' HQ | unit | 158 | 158 | 158 | 158 | 98 |

| Model | | | GMV-ND71ZD/A-T | GMV-ND90ZD/A-T | GMV-ND112ZD/A-T | GMV-ND125ZD/A-T | GMV-ND140ZD/A-T | GMV-ND160ZD/A-T |
|---|---|---|---|---|---|---|---|---|
| Capacity | Cooling | kW | 7.1 | 9.0 | 11.2 | 12.5 | 14.0 | 16.0 |
| | Heating | kW | 8.0 | 10.0 | 12.5 | 14.0 | 16.0 | 18.0 |
| Power supply | | V/Ph/Hz | 220-240V～50Hz & 208-230V～60Hz | | | | | |
| Power consumption | | W | 75 | 140 | 160 | 160 | 160 | 200 |
| Airflow volume(H/M/L) | | $m^3/h$ | 1400/1150/1000 | 1600/1400/1200 | 2000/1800/1450 | 2000/1800/1450 | 2000/1800/1450 | 2300/2100/1900 |
| Rated current | Cooling | A | 0.6 | 1.1 | 1.4 | 1.4 | 1.4 | 1.9 |
| | Heating | A | 0.6 | 1.1 | 1.4 | 1.4 | 1.4 | 1.9 |
| Sound pressure level(H/M/L) | | dB(A) | 44/42/39 | 50/47/43 | 51/47/42 | 52/49/45 | 52/49/45 | 52/49/45 |
| Connecting pipe | Liquid | mm | Φ9.52 | Φ9.52 | Φ9.52 | Φ9.52 | Φ9.52 | Φ9.52 |
| | Gas | mm | Φ15.9 | Φ15.9 | Φ15.9 | Φ15.9 | Φ15.9 | Φ19.05 |
| Drain pipe | External dia. | mm | Φ17 | Φ17 | Φ17 | Φ17 | Φ17 | Φ17 |
| | Thickness | mm | 1.75 | 1.75 | 1.75 | 1.75 | 1.75 | 1.75 |
| Dimension (W×D×H) | Outline | mm | 1420×700×245 | | 1700×700×245 | | | |
| | Package | mm | 1548×828×345 | | 1828×828×345 | | | |
| Net weight/Gross weight | | kg | 50/58 | 50/58 | 60/68 | 60/68 | 60/68 | 60/68 |
| Loading quantity | 40' GP | unit | 90 | 90 | 84 | 84 | 84 | 84 |
| | 40' HQ | unit | 98 | 98 | 98 | 98 | 98 | 98 |

| Model | | | GMV-ND28ZD/B-T*1 | GMV-ND36ZD/B-T*1 | GMV-ND50ZD/B-T*1 | GMV-ND56ZD/B-T*1 | GMV-ND63ZD/B-T*1 | GMV-ND71ZD/B-T*1 |
|---|---|---|---|---|---|---|---|---|
| Capacity | Cooling | kW | 2.8 | 3.6 | 5.0 | 5.6 | 6.3 | 7.1 |
| | Heating | kW | 3.2 | 4.0 | 5.6 | 6.3 | 7.1 | 8.0 |
| Power supply | | V/Ph/Hz | 220-240V～50Hz & 208-230V～60Hz | | | | | |
| Power consumption | | W | 40 | 40 | 50 | 75 | 75 | 75 |
| Airflow volume ( SL/H/M/L ) | | $m^3/h$ | 650/610/530/460 | 650/610/530/460 | 850/800/700/600 | 850/800/700/600 | 1300/1220/1090/940 | 1300/1220/1090/940 |
| Rated current | Cooling | A | 0.3 | 0.3 | 0.4 | 0.6 | 0.6 | 0.6 |
| | Heating | A | 0.3 | 0.3 | 0.4 | 0.6 | 0.6 | 0.6 |
| Sound pressure level(H/M/L) | | dB(A) | 36/32/28 | 36/32/28 | 42/39/36 | 44/41/38 | 44/41/38 | 44/41/38 |
| Connecting pipe | Liquid | mm | Φ6.35 | Φ6.35 | Φ6.35 | Φ9.52 | Φ9.52 | Φ9.52 |
| | Gas | mm | Φ9.52 | Φ12.7 | Φ12.7 | Φ15.9 | Φ15.9 | Φ15.9 |
| Drain pipe | External dia. | mm | Φ17 | Φ17 | Φ17 | Φ17 | Φ17 | Φ17 |
| | Thickness | mm | 1.75 | 1.75 | 1.75 | 1.75 | 1.75 | 1.75 |
| Dimension (W×D×H) | Outline | mm | 870×665×235 | 870×665×235 | 870×665×235 | 870×665×235 | 1200×665×235 | 1200×665×235 |
| | Package | mm | 1033×770×300 | 1033×770×300 | 1033×770×300 | 1033×770×300 | 1363×770×300 | 1363×770×300 |
| Net weight/Gross weight | | kg | 25.0/30.0 | 25.0/30.0 | 26.0/31.0 | 31.0/37.0 | 31.0/37.0 | 31.0/37.0 |
| Loading quan-tity | 40'GP | unit | 144 | 144 | 144 | 144 | 98 | 98 |
| | 40'HQ | unit | 166 | 166 | 166 | 166 | 113 | 113 |

Note: *1 This product model is under development. Please confirm the final specifications with sales representatives.

| Model | | | GMV-ND90ZD/B-T*1 | GMV-ND100ZD/B-T*1 | GMV-ND112ZD/B-T*1 | GMV-ND125ZD/B-T*1 | GMV-ND140ZD/B-T*1 | GMV-ND160ZD/B-T*1 |
|---|---|---|---|---|---|---|---|---|
| Capacity | Cooling | kW | 9.0 | 10.0 | 11.2 | 12.5 | 14.0 | 16.0 |
| | Heating | kW | 10.0 | 11.2 | 12.5 | 14.0 | 16.0 | 17.0 |
| Power supply | | V/Ph/Hz | 220-240V～50Hz & 208-230V～60Hz | | | | | |
| Power consumption | | W | 140 | 140 | 160 | 160 | 160 | 200 |
| Airflow volume（SL/H/M/L） | | $m^3/h$ | 1500/1380/1200/1020 | 1600/1500/1350/1260 | 1800/1700/1540/1400 | 1800/1700/1540/1400 | 2100/2000/1800/1480 | 2300/2200/1870/1590 |
| Rated current | Cooling | A | 1.1 | 1.1 | 1.4 | 1.4 | 1.4 | 1.9 |
| | Heating | A | 1.1 | 1.1 | 1.4 | 1.4 | 1.4 | 1.9 |
| Sound pressure level(H/M/L) | | dB(A) | 47/43/39 | 47/43/39 | 47/44/42 | 47/44/42 | 50/48/44 | 53/49/45 |
| Connecting pipe | Liquid | mm | Φ9.52 | Φ9.52 | Φ9.52 | Φ9.52 | Φ9.52 | Φ9.52 |
| | Gas | mm | Φ15.9 | Φ15.9 | Φ15.9 | Φ15.9 | Φ15.9 | Φ19.05 |
| Drain pipe | External dia. | mm | Φ17 | Φ17 | Φ17 | Φ17 | Φ17 | Φ17 |
| | Thickness | mm | 1.75 | 1.75 | 1.75 | 1.75 | 1.75 | 1.75 |
| Dimension (W×D×H) | Outline | mm | 1200×665×235 | 1200×665×235 | 1570×665×235 | 1570×665×235 | 1570×665×235 | 1570×665×235 |
| | Package | mm | 1363×770×300 | 1363×770×300 | 1729×770×300 | 1729×770×300 | 1729×770×300 | 1729×770×300 |
| Net weight/Gross weight | | kg | 31.0/37.0 | 31.0/37.0 | 40.0/47.0 | 40.0/47.0 | 42.0/49.0 | 42.0/49.0 |
| Loading quantity | 40'GP | unit | 98 | 98 | 53 | 53 | 53 | 53 |
| | 40'HQ | unit | 113 | 113 | 64 | 64 | 64 | 64 |

Note: *1 This product model is under development. Please confirm the final specifications with sales representatives.

# Concealed Floor Standing Type

## 50/60Hz

| Model | | | GMV-ND22ZA/A-T | GMV-ND28ZA/A-T | GMV-ND36ZA/A-T | GMV-ND45ZA/A-T | GMV-ND56ZA/A-T | GMV-ND63ZA/A-T | GMV-ND71ZA/A-T |
|---|---|---|---|---|---|---|---|---|---|
| Capacity | Cooling | kW | 2.2 | 2.8 | 3.6 | 4.5 | 5.6 | 6.3 | 7.1 |
| | Heating | kW | 2.5 | 3.2 | 4 | 5 | 6.3 | 7.1 | 8 |
| Power supply | | V/Ph/Hz | 220-240V～50Hz & 208-230V～60Hz | | | | | | |
| Power consumption | | W | 35 | 35 | 43 | 45 | 80 | 80 | 90 |
| Airflow volume(H/M/L) | | $m^3/h$ | 450/350/250 | 450/350/250 | 550/450/350 | 650/500/400 | 900/750/600 | 900/750/600 | 1100/900/700 |
| Rated current | Cooling | A | 0.18 | 0.18 | 0.22 | 0.23 | 0.41 | 0.41 | 0.46 |
| | Heating | A | 0.18 | 0.18 | 0.22 | 0.23 | 0.41 | 0.41 | 0.46 |
| ESP | | Pa | 10/0～40 | 10/0～40 | 10/0～40 | 15/0～60 | 15/0～60 | 15/0～60 | 15/0～60 |
| Sound pressure level(H/M/L) | | dB(A) | 30/28/25 | 30/28/25 | 33/31/28 | 33/31/28 | 35/33/30 | 35/33/30 | 37/35/33 |
| Connecting pipe | Liquid | mm | Φ6.35 | Φ6.35 | Φ6.35 | Φ6.35 | Φ9.52 | Φ9.52 | Φ9.52 |
| | Gas | mm | Φ9.52 | Φ9.52 | Φ12.7 | Φ12.7 | Φ15.9 | Φ15.9 | Φ15.9 |
| Drain pipe | External dia. | mm | Φ25 | Φ25 | Φ25 | Φ25 | Φ25 | Φ25 | Φ25 |
| | Thickness | mm | 1.2 | 1.2 | 1.2 | 1.2 | 1.2 | 1.2 | 1.2 |
| Dimension (W×D×H) | Outline | mm | 700×615×200 | 700×615×200 | 700×615×200 | 900×615×200 | 1100×615×200 | 1100×615×200 | 1100×615×200 |
| | Package | mm | 893×743×305 | 893×743×305 | 893×743×305 | 1123×743×305 | 1323×743×305 | 1323×743×305 | 1323×743×305 |
| Net weight/Gross weight | | kg | 23/30 | 23/30 | 23/30 | 27/36 | 32/41 | 32/41 | 32/41 |
| Loading quantity | 40'GP | unit | 273 | 273 | 273 | 217 | 175 | 175 | 175 |
| | 40'HQ | unit | 312 | 312 | 312 | 248 | 200 | 200 | 200 |

| Model | | | GMV-ND100L/A-T | GMV-ND140L/A-T |
|---|---|---|---|---|
| Capacity | Cooling | kW | 10 | 14 |
| | Heating | kW | 11 | 15 |
| Power supply | | V/Ph/Hz | 220-240V～50Hz & 208-230V～60Hz | |
| Power consumption | | W | 200 | 200 |
| Airflow volume(H/M/L) | | $m^3/h$ | 1850/1600/1400 | 1850/1600/1400 |
| | | CFM | 1089/942/824 | 1089/942/824 |
| Rated current | Cooling | A | 1.5 | 1.5 |
| | Heating | A | 1.5 | 1.5 |
| ESP | | Pa | 0 | 0 |
| Sound pressure level(H/M/L) | | dB(A) | 50/48/46 | 50/48/46 |
| Connecting pipe | Liquid | mm | Φ9.52 | Φ9.52 |
| | Gas | mm | Φ15.9 | Φ15.9 |
| Drain pipe | External dia. | mm | Φ31 | Φ31 |
| | Thickness | mm | 4.5 | 4.5 |
| Dimension (W×D×H) | Outline | mm | 580×400×1870 | |
| | Package | mm | 738×545×2083 | |
| Net weight/Gross weight | | kg | 54/74 | 57/77 |
| Loading quantity | 40' GP | unit | 67 | 67 |
| | 40' HQ | unit | 67 | 67 |

# AHU KIT

## 50/60Hz

| Model | | | GMV-N36U/C-T | | GMV-N71U/C-T | | | GMV-N140U/C-T | | | GMV-N280U/C-T | | | | | GMV-N560U/C-T | | |
|---|---|---|---|---|---|---|---|---|---|---|---|---|---|---|---|---|---|---|
| Capacity | | kW | 36 | | 71 | | | 140 | | | 280 | | | | | 560 | | |
| Default capacity | Cooling | kW | 3.6 | | 7.1 | | | 14 | | | 28 | | | | | 56 | | |
| | Heating | kW | 4 | | 8 | | | 16 | | | 31.5 | | | | | 63 | | |
| | Capacity | kW | 28 | 36 | 45 | 56 | 71 | 90 | 112 | 140 | 224 | 280 | 335 | 400 | 450 | 504 | 560 | 840 |
| | Cooling | kW | 2.8 | 3.6 | 4.5 | 5.6 | 7.1 | 9 | 11.2 | 14 | 22.4 | 28 | 33.5 | 40 | 45 | 50.4 | 56 | 84 |
| Adjustable capacity | Heating | kW | 3.2 | 4 | 5 | 6.3 | 8 | 10 | 12.5 | 16 | 25 | 31.5 | 37.5 | 45 | 50 | 56.5 | 63 | 94.5 |
| Power input | | W | 8 | | 8 | | | 8 | | | 8 | | | | | 8 | | |
| Power Supply | | V/Ph/ Hz | 220-240V～50Hz & 208-230V～60Hz | | | | | | | | | | | | | | | |
| AHU-KIT(ex-factory pipe size) | | mm | Φ6.35 | Φ6.35 | Φ9.52 | Φ9.52 | Φ9.52 | Φ9.52 | Φ9.52 | Φ9.52 | Φ9.52 | Φ9.52 | Φ9.52 | Φ9.52 | Φ9.52 | Φ15.9 | Φ15.9 | Φ15.9 |
| Size of connection | Liquid pipe | mm | Φ6.35 | Φ6.35 | Φ6.35 | Φ9.52 | Φ9.52 | Φ9.52 | Φ9.52 | Φ9.52 | Φ9.52 | Φ9.52 | Φ12.7 | Φ12.7 | Φ12.7 | Φ15.9 | Φ15.9 | Φ19.05 |
| Air handling unit | Gas pipe | mm | Φ9.52 | Φ12.7 | Φ12.7 | Φ15.9 | Φ15.9 | Φ15.9 | Φ15.9 | Φ15.9 | Φ19.05 | Φ22.2 | Φ25.4 | Φ25.4 | Φ28.6 | Φ28.6 | Φ28.6 | Φ31.8 |
| Outline dimension (W×D×H) | EXV box | mm | 203×326×85 | | 203×326×85 | | | 203×326×85 | | | 203×326×85 | | | | | 246×500×120 | | |
| | Control box | mm | 334×284×111 | | 334×284×111 | | | 334×284×111 | | | 334×284×111 | | | | | 334×284×111 | | |
| Packing size (W×D×H) | | mm | 539×461×247 | | 539×461×247 | | | 539×461×247 | | | 539×461×247 | | | | | 759×645×180 | | |
| Net weight | | kg | 10 | | 10.5 | | | 10.5 | | | 10.5 | | | | | 13 | | |
| Gross weight | | kg | 13 | | 13.5 | | | 13.5 | | | 13.5 | | | | | 17.5 | | |
| Loading | 40'GP | set | 990 | | 990 | | | 990 | | | 990 | | | | | 702 | | |
| | 40'HP | set | 1100 | | 1100 | | | 1100 | | | 1100 | | | | | 756 | | |

| Model (Combined ) | | | GMV-N560U/C-T +GMV-N140U/C-T | GMV-N560U/C-T +GMV-N280U/C-T | GMV-N560U/C-T +GMV-N560U/C-T | | GMV-N560U/C-T +GMV-N560U/C-T +GMV-N140U/C-T | GMV-N560U/C-T +GMV-N560U/C-T +GMV-N280U/C-T | GMV-N560U/C-T +GMV-N560U/C-T +GMV-N560U/C-T | |
|---|---|---|---|---|---|---|---|---|---|---|
| Capacity | | | 840+140 | 840+280 | 840+560 | 840+840 | 840+840+140 | 840+840+280 | 840+840 +560 | 840+840 +840 |
| Cooling | | kW | 98 | 112 | 140 | 168 | 182 | 196 | 224 | 252 |
| Heating | | kW | 110.5 | 126 | 157.5 | 189 | 204.5 | 220.5 | 252 | 283.5 |
| Power input | | W | 8+8 | 8+8 | 8+8 | | 8+8+8 | 8+8+8 | 8+8+8 | |
| Power supply | | V/Ph/Hz | 220-240V～50Hz & 208-230V～60Hz | 220-240V～50Hz & 208-230V～60Hz | 220-240V～50Hz & 208-230V～60Hz | | 220-240V～50Hz & 208-230V～60Hz | 220-240V～50Hz & 208-230V～60Hz | 220-240V～50Hz & 208-230V～60Hz | |
| Size of connection pipe | Air handling unit | Liquid pipe | Φ19.05 | Φ19.05 | Φ19.05 | Φ19.05 | Φ19.05 | Φ22.2 | Φ22.2 | Φ22.2 |
| | | Gas pipe | Φ38.1 | Φ38.1 | Φ41.3 | Φ41.3 | Φ41.3 | Φ44.5 | Φ44.5 | Φ44.5 |
| Outline dimension (W×D×H) | EXV box | mm | 246×500×120+203×326×85 | | (246×500×120)×2 | | (246×500×120)×2+203×326×85 | | (246×500×120)×3 | |
| | Control box | mm | (334×284×111)×2 | (334×284×111)×2 | (334×284×111)×2 | | (334×284×111)×3 | (334×284×111)×3 | (334×284×111)×3 | |
| Net weight | | kg | 13.0+10.5 | 13.0+10.5 | 13.0+13.0 | | 13.0+13.0+10.5 | 13.0+13.0+10.5 | 13.0+13.0+10.5 | |

# Control System Lineup

| Controlling systems \ Outdoor series | | | | GMV6 | GMV5 | GMV5E | GMV5 Mini | GMV5 Slim | GMV5 Max | GMV5/6 HR | GMV5 CP | GMV5 Home | GMV Water |
|---|---|---|---|---|---|---|---|---|---|---|---|---|---|
| Long-distance monitor | Intelligent remote eudemon | FE30-24/DF(B) |  | ○ | ○ | ○ | ○ | ○ | ○ | ○ | ○ | ○ | |
| | | ME30-24/DF(B) |  | | | | | | | | | | |
| | Gateway of building protocol | ME30-24/E5(M) |  | ○ | ○ | ○ | ○ | ○ | ○ | ○ | ○ | ○ | ○ |
| | | ME30-24/E6(M) |  | ○ | ○ | ○ | ○ | ○ | ○ | ○ | ○ | ○ | ○ |
| | | ME30-24/D4(B) |  | ○ | ○ | ○ | ○ | ○ | ○ | ○ | ○ | ○ | ○ |
| | | ME31-33/EH1(M) |  | ○ | ○ | ○ | ○ | ○ | ○ | ○ | ○ | ○ | ○ |
| | | ME30-24/F1(K) |  | ○ | ○ | ○ | ○ | ○ | ○ | ○ | ○ | ○ | ○ |
| Intelligent billing eudemon | | FE11-24/D4(B) |  | ○ | ○ | ○ | ○ | ○ | ○ | ○ | ○ | | |
| | | ME11-24/D4(B) |  | | | | | | | | | | |
| G-Cloud | | ME31-00C7<br>ME31-00C3 |  | ○ | ○ | | ○ | ○ | ○ | ○ | | | |
| Other modules | Optoelectronic isolated converter | GD02 |  | | ○ | | ○ | ○ | ○ | ○ | | | |
| | Optoelectronic isolated signal mutliplier | RS485-W |  | | ○ | | ○ | ○ | ○ | ○ | | | |

| Controlling system \ Indoor series | | | Cassette type | (High ESP、Low ESP、Slim ducted) Duct type | Fresh air processing | Wall mounted type | Floor ceiling type | Console type | Floor standing type | Concealed floor standing type |
|---|---|---|---|---|---|---|---|---|---|---|
| Wireless controller | YAP1F |  | ● | ○ | ○ | ● | ● | ● | ● | ○ |
| | YV1L1 |  | ○ | ○ | ○ | ○ | ○ | ○ | ○ | ○ |
| Wired controller | XK46 |  | ○ | ● | ● | ○ | ○ | ○ | ○ | ● |
| | XK79 |  | ○ | ○ | ○ | ○ | ○ | ○ | ○ | ○ |
| | XK55 |  | ○ | ○ | ○ | ○ | ○ | ○ | ○ | ○ |
| | XE70-33/H |  | ○ | ○ | ○ | ○ | ○ | ○ | ○ | ○ |
| | JS05(receiver) |  | | ○ | ○ | | | | | ○ |
| Central controller | CE52-24/F(C) |  | ○ | ○ | ○ | ○ | ○ | ○ | ○ | ○ |
| E-Smart zone controller | CE54-24/F(C) |  | ○ | ○ | ○ | ○ | ○ | ○ | ○ | ○ |
| Debugger | CE42-24/F(C) |  | ○ | ○ | ○ | ○ | ○ | ○ | ○ | ○ |

Note：● means standard, ○ means optional.

## Branching Joint (For GMV5 and GMV6 units)

### For Indoor & Outdoor Units

| Model | Total capacity (xkW) | Appearance: Gas pipe | Appearance: Liquid pipe |
|---|---|---|---|
| FQ01A/A | X<20 | 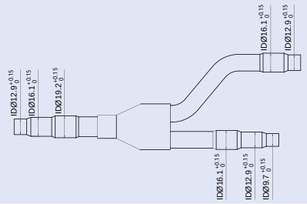 | 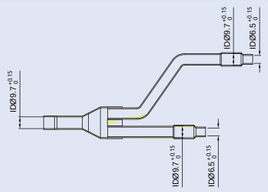 |
| FQ01B/A | 20≤X≤30 | 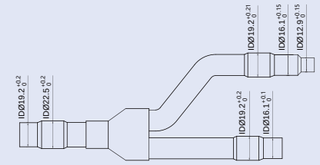 | 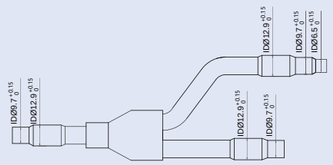 |
| FQ02/A | 30<X≤70 | 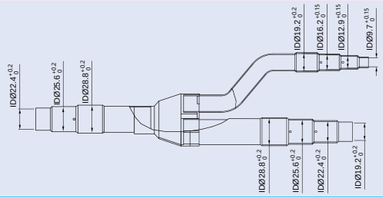 | 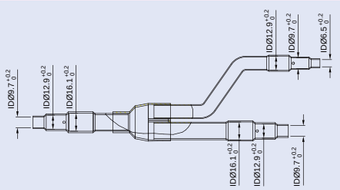 |
| FQ03/A | 70<X≤135 | 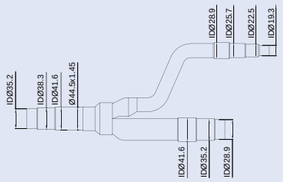 | 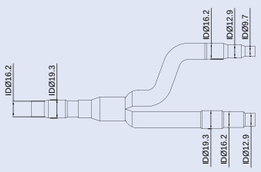 |
| FQ04/A | 135<X | 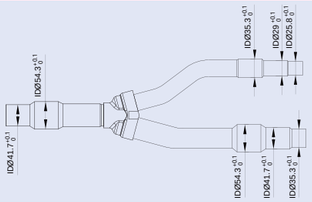 | 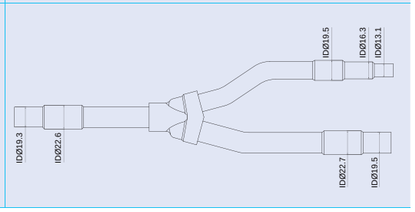 |

### For Outdoor Units

| Model | Appearance: Gas pipe | Appearance: Liquid pipe |
|---|---|---|
| ML01/A | 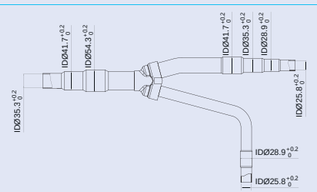 | 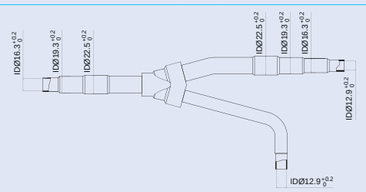 |

## Branching Joint (For GMV5 and GMV6 units)

**For Indoor Units**

| Model | Sort | Blueprint |
|---|---|---|
| FQ14/H1 | Gas pipe | 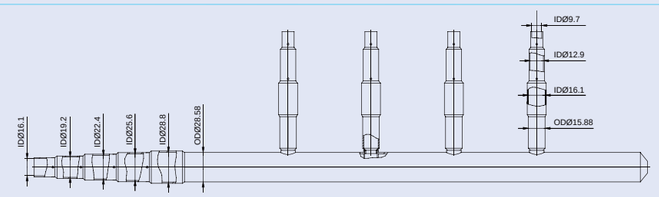  |
| | Liquid pipe | 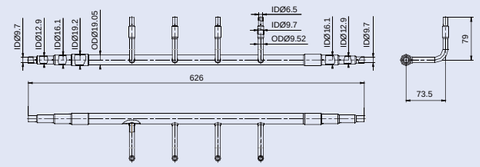  |
| FQ18/H1 | Gas pipe | 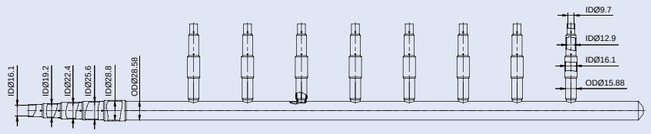  |
| | Liquid pipe | 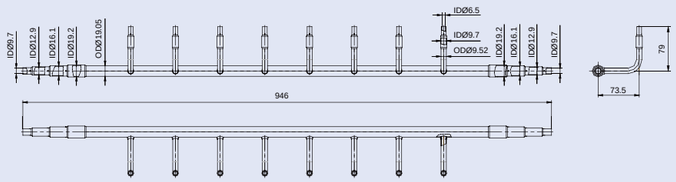  |
| FQ18/H2 | Gas pipe | 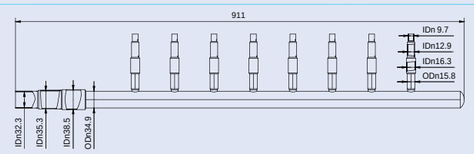  |
| | Liquid pipe | 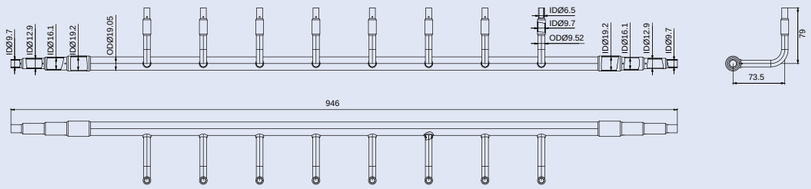  |

| Total rated capacity of downstream indoor units X(kW) | Upstream connecting pipe dimension | | Model of manifold pipe |
|---|---|---|---|
| | Gas pipe(mm) | Liquid pipe(mm) | |
| X≤40.0 | ≤Φ25.4 | ≤Φ12.7 | FQ14/H1 |
| X≤68.0 | ≤Φ28.6 | ≤Φ15.9 | FQ18/H1 |
| 68.0＜X | ≥Φ31.8 | ≥Φ19.05 | FQ18/H2 |

## Branching Joint (For GMV5 Home Hydro box to IDU)

| Model | Appearance | |
|---|---|---|
| | Gas Pipe | Liquid Pipe |
| FQ01B/A | 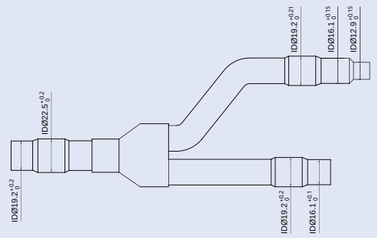 | 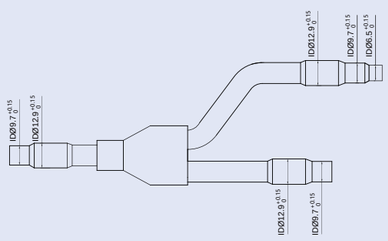 |

## Branching Joint (For GMV5 Home Hydro box)

| Model | Appearance | |
|---|---|---|
| | Gas Pipe | Liquid Pipe |
| FQ02W/A | 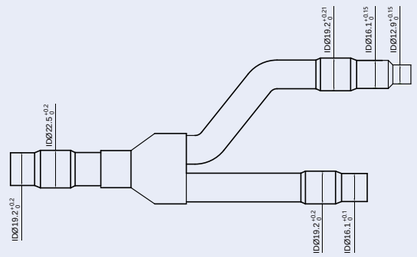 | 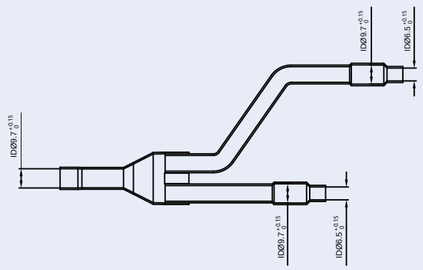 |

# Branching Joint (For GMV5 HR and GMV6 HR units)

## For Outdoor Units and Mode Exchanger

| Model | Total capacity of the downstream indoor units X(kW) | Appearance | | |
|---|---|---|---|---|
| | | High-pressure gas pipe | Low-pressure gas pipe | Liquid pipe |
| FQ01Na/A | X≤5.0 | 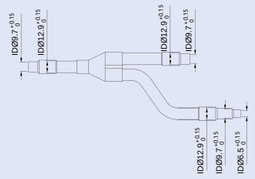 | 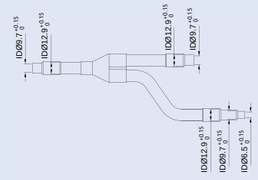 | |
| FQ02Na/A | 5.0<X≤22.4 | 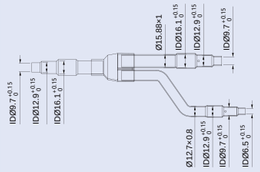 | 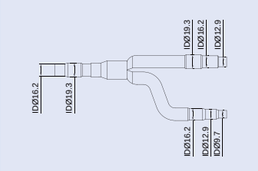 | 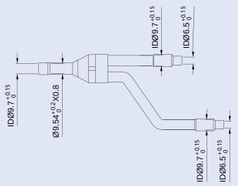 |
| FQ03Na/A | 22.4<X≤28.0 | 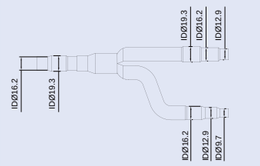 | 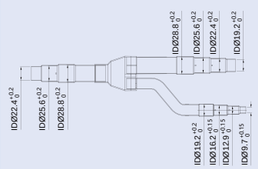 | |
| FQ04Na/A | 28.0<X≤68 | 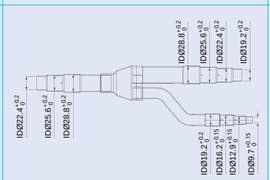 | 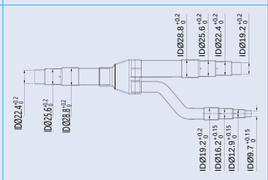 | 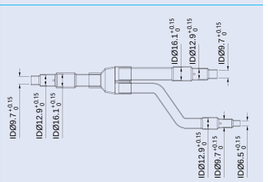 |
| FQ05Na/A | 68<X≤96 | 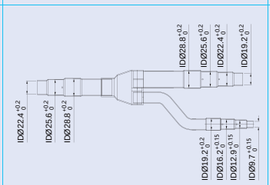 | 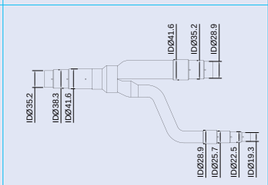 | 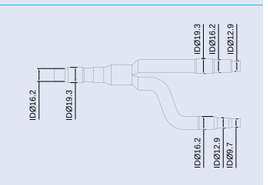 |
| FQ06Na/A | 96<X≤135 | 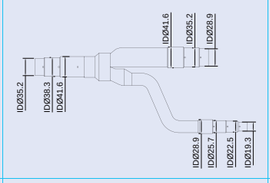 | 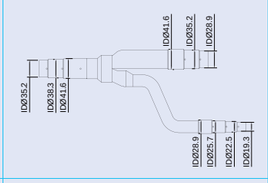 | 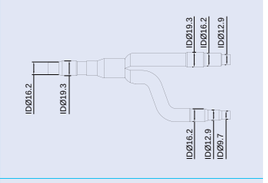 |
| FQ07Na/A | 135.0<X | 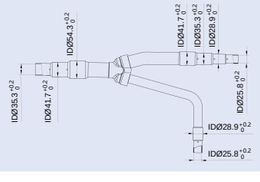 | 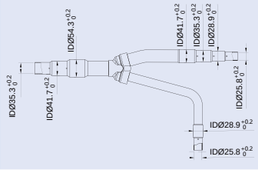 | 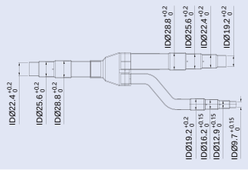 |

## For Indoor & Mode Exchanger

| Model | Total capacity of the downstream indoor units X(Kw) | Appearance | |
|---|---|---|---|
| | | Gas pipe | Liquid pipe |
| FQ01A/A | X≤14.2 | 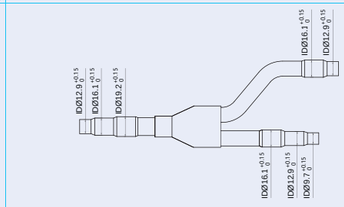 | 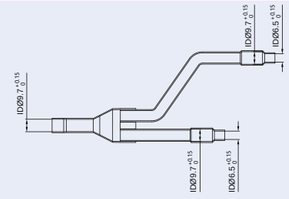 |
| FQ01B/A | 14.2<X≤28.0 | 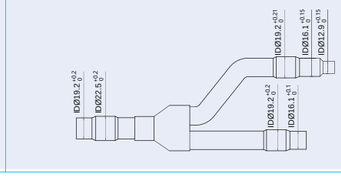 | 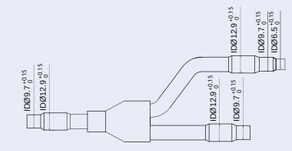 |

## For Outdoor Units

| Model | Module's capacity X(kW) | Appearance | | |
|---|---|---|---|---|
| | | High-pressure gas pipe | Low-pressure gas pipe | Liquid pipe |
| ML01R | 50.4≤X≤96 | 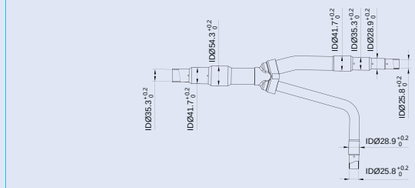 | | 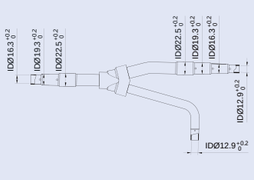 |
| ML02R | 96<X | 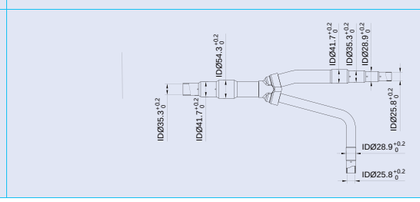 | | 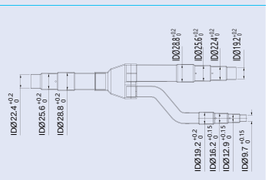 |

## For GMV6 Mode Exchanger and Hydro Box

| Model | Capacity of the hydro box X(kW) | Appearance | |
|---|---|---|---|
| | | Gas pipe | Liquid pipe |
| FQ01B/A | X=30 | 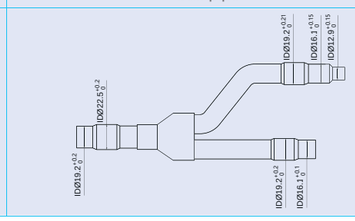 | 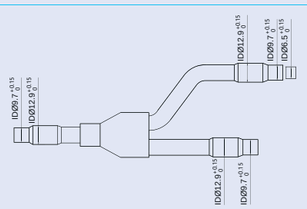 |

## Reducer/expander pipe dimensions

CF333 (54/45)

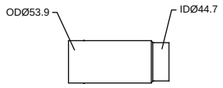


CF334 (41/38)

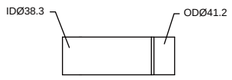


CF335 (35/32)

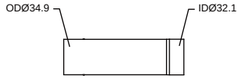


CF342 (13/10)




CF336 (35/29)




CF337 (29/25)




CF338 (26/22)




CF343 (13/6)


CF339 (26/19)

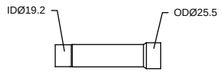


CF340 (19/16)




CF341 (16/13)


CF344 (10/16)


CF345 (13/16)




CF346 (16/19)


CF347 (19/22)

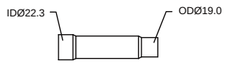


CF348 (23/22)

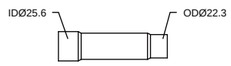


CF349 (29/32)

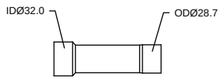


## Branching Joint (For AHU KIT)

| Model | Appearance |
|---|---|
| | Liquid pipe |
| FQ01U/A | 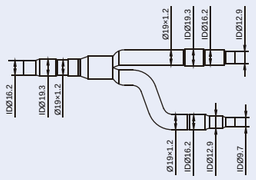  |
| FQ02U/A | 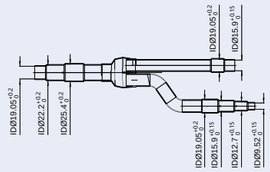  |

# Energy Recovery Ventilation(ERV)

Air flow: 800~3000m³/ h

Energy Recovery Ventilation System can supply fresh air freely on the condition that all the windows closed or exhausted fan uninstalled. It can solve the problem of stagnant air effectively. It is usually installed in the ceiling of corridor and supplies fresh air to each room through ducts.

## Adopt Advanced Heat Exchange Core

> ERV adopts cross flow plate exchanger with air volume below 3000m³/h. Fresh air will be supplied and internal leakage is low, which effectively prevent pollution to fresh air.

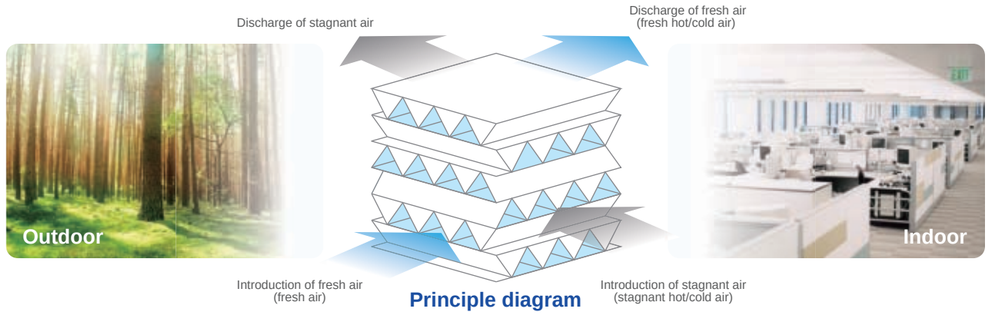


## Double-way Ventilation for Fresh Air

> ERV can not only introduce lots of fresh air, but also discharge the stagnant air at the same time, which effectively minimizes the toxic air from the inner and other materials. The ventilation effect is very obvious, ensuring enough supply of fresh air to the indoor space.

## No Cross Contamination for Ensuring Healthy Fresh Air

> The unique cross-flow heat exchange valve sub-assy is adopted. There is only energy exchange between indoor air and outdoor air with little exchange of air, which effectively prevents cross contamination and "air conditioning sickness".

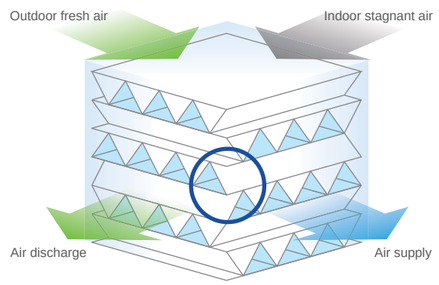


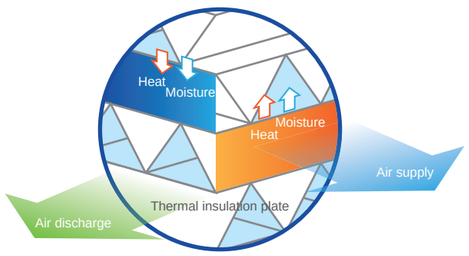


## Pretreatment of Fresh Air for Energy-saving

> When fresh air is supplied, its temperature and humidity will be exchanged with the discharged warm air. As the fresh air is preheated and humidified, energy is saved and load of unit is reduced.

## Energy Recovery Ventilation(ERV)

| Model | | | FHBQ-D8-K | FHBQ-D10-K | FHBQ-D15-M | FHBQ-D20-M | FHBQ-D30-M |
|---|---|---|---|---|---|---|---|
| Air flow volume | H/M/L | m³/ h | 800 | 820 | 1500 | 1800 | 2800 |
| ESP | H/M/L | Pa | 50 | 50 | 150 | 50 | 125 |
| Temperature exchange efficiency | H/M/L | % | 70 | 70 | 73 | 71 | 70 |
| Enthalpy exchange efficiency(H/M/L) | Heating | % | 63 | 63 | 65 | 62 | 62 |
| | Cooling | % | 58 | 58 | 60 | 58 | 58 |
| Power supply | | Ph/V/Hz | 1/220/50 | 1/220/50 | 3/380/50 | 3/380/50 | 3/380/50 |
| Power input | | kW | 0.4 | 0.44 | 0.9 | 1.2 | 2.80 |
| Sound pressure level | | dB(A) | 45 | 46 | 48 | 50 | 62 |
| Dimension (W×D×H) | Outline | mm | 832×1016×380 | 832×1016×380 | 1210×1215×452 | 1210×1215×452 | 1340×1550×572 |
| | Package | mm | 1087×1320×400 | 1087×1320×400 | 1540×1550×470 | 1540×1550×470 | 1610×1710×700 |
| Net weight | | kg | 57.0 | 57.0 | 110.0 | 110.0 | 215.0 |
| Gross weight | | kg | 66.5 | 66.5 | 130.0 | 130.0 | 236.0 |
| Loading quantity | 40'GP | unit | 85 | 85 | 37 | 37 | 24 |
| | 40'HQ | unit | 104 | 104 | 44 | 44 | 24 |
| Standard wired controller | | | Z4E35M | Z4E35M | Z4E35M | Z4E35M | / |

| Model | | | FHBQ-D8-D*1 | FHBQ-D10-D | FHBQ-D15-D*1 | FHBQ-D20-D*1 |
|---|---|---|---|---|---|---|
| Air flow volume | H/M/L | m³/ h | 800 | 1000 | 1500 | 2000 |
| ESP | H/M/L | Pa | 100 | 50 | 150 | 150 |
| Temperature exchange efficiency | H/M/L | % | 70 | 72 | 73 | 71 |
| Enthalpy exchange efficiency(H/M/L) | Heating | % | 63 | 66 | 65 | 58 |
| | Cooling | % | 57 | 56 | 55 | 62 |
| Power supply | | Ph/V/Hz | 1/208-230/60 | 1/208-230/60 | 3/208-230/60 | 3/208-230/60 |
| Power input | | kW | 0.50 | 0.50 | 1.20 | 1.45 |
| Sound pressure level | | dB(A) | 50 | 53 | 60 | 61 |
| Dimension (W×D×H) | Outline | mm | 832×1016×380 | 832×1016×380 | 1210×1215×452 | 1210×1215×452 |
| | Package | mm | 1087×1320×400 | 1087×1320×400 | 1540×1550×470 | 1540×1550×470 |
| Net weight | | kg | 57 | 57 | 110 | 110 |
| Gross weight | | kg | 66.5 | 66.5 | 130 | 130 |
| Loading quantity | 40'GP | unit | 85 | 85 | 37 | 37 |
| | 40'HQ | unit | 104 | 104 | 44 | 44 |
| Standard wired controller | | | Z4E35M | Z4E35M | Z4E35M | Z4E35M |

Note:
*1: This product only gets CB certification.

## Control System Lineup

| Control system \ Product series | | | ERV  |
|---|---|---|---|
| Wired controller | Z4E35M |  | ● |
| Interface of the main board | BMS |  | ● |
| Optoelectronic isolated converter | RS232-RS422\485 |  | ○ |
| Optoelectronic isolated signal multiplier | RS-422\485 |  | ○ |

Note：● means standard, ○ means optional.

# Energy Recovery Ventilation(ERV)

Gree Energy Recovery Ventilation System is designed especially for providing healthy and fresh indoor air, constant air volume and comfortable temperature and humidity with less power consumption. With F7-grade filter, it can effectively remove PM10, PM2.5 and other particles in the air;
Through the total heat exchange core that is made of high-polymer material, the air led from the outside will have efficient heat exchange with the discharged air. Heat exchange efficiency is up to 80%. It is applicable to houses, villas, banks, office buildings and other places with fresh air demand.

## Adopts Hexahedral Total Heat Exchange Core

> It adopts hexahedral total heat exchange core, which provides reverse ventilation passage for fresh air and discharged air while preventing the mixture of fresh air and discharged air. Temperature exchange efficiency is 80% at most.



## Air Volume Multi-selection Control

> 5 selections of air volume are available. Each selection differs obviously from another. It can satisfy different fresh air requirements under different housing areas and different pipe dimensions.

| | |
|---|---|
| 350 $m^3/h$ | High |
| 300 $m^3/h$ | Medium high |
| 250 $m^3/h$ | Medium |
| 200 $m^3/h$ | Medium low |
| 150 $m^3/h$ | Low |



Note: The above air volume data is tested base on model FHBQGL-D3.5DA-T.

## Constant Fresh Air Volume

> System adopts DC motor and constant air volume control to realize air provision that will not be attenuated under certain range of static pressure. It can maintain sufficient supply of fresh air during operation, providing users with super comfortable experience.

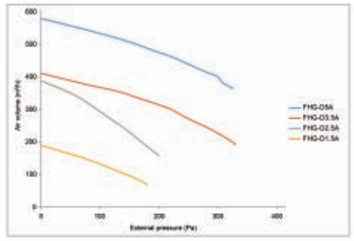

> The right diagram shows the air volume/static pressure curve of common AC motor. We can see that as the static pressure increases (filter gets more dirty), the volume of fresh air is attenuated correspondingly. As the operation goes on and on, fresh air volume may not be able to satisfy the design requirement.

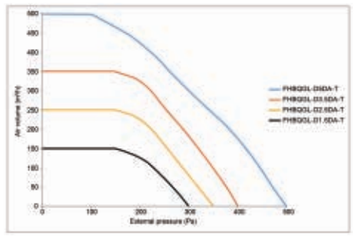

## Comfortable Temperature and Humidity

> Temperature and humidity change a lot in different seasons. The system can automatically switch into bypass mode, air discharge mode, or total heat exchange mode during operation based on the detected temperature and humidity both indoors and outdoors, so you will enjoy comfortable air supply regardless of the seasons.

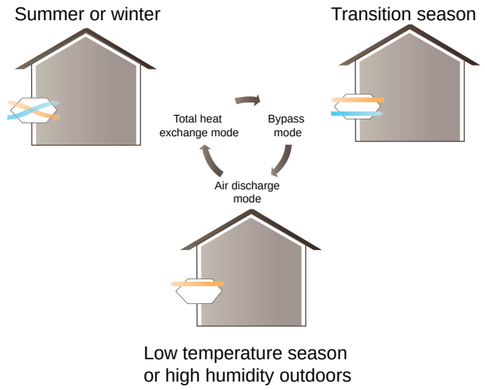


## Intelligent Control

> System has manual control, linked control and auto control functions. When you connect the ERV with Multi VRF units, it can realize linked control; when you connect the ERV with air quality detection module, it can realize auto control function.

### Manual Control

With standard wired controller, user can control the ERV to start or stop manually.



### Linked Control

By connecting the ERV system with GMV5 DC Inverter Multi VRF system through a communication line, user can set linked control.

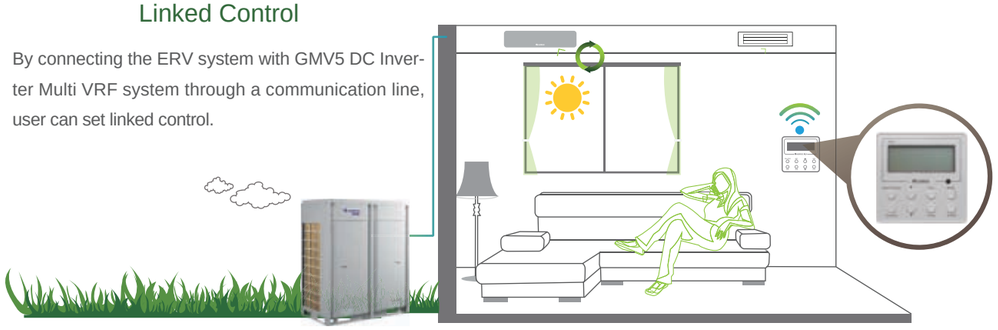

### Auto Control

With the air quality detection box independently developed by Gree, user can set auto control.

●When the air quality detection box detects that indoor air quality is bad, the ERV system will start up automatically and introduce fresh air into the room;

●When the air quality detection box detects that indoor air quality is good, the ERV system will be shut off automatically. You can enjoy fresh air at any time without manual operation.

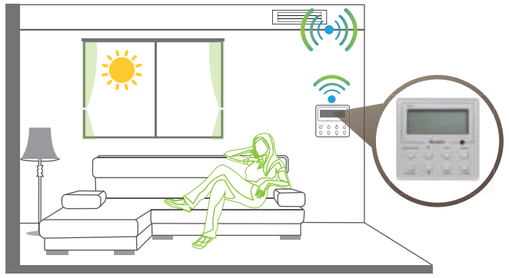

Note on auto control function: when you use the air quality box, it can display indoor air quality grade, $CO_2$ and PM2.5 value, as well as the indoor temperature and humidity.

## “One Unit With Multiple Controls” and “One Control Over Multiple Units”

> System can be connected with two wired controllers, i.e. master controller and slave controller. Both of them can control the system at the same time. When the Multi VRF System or a virtual outdoor unit is connected, one HBS network can control up to 16 units.

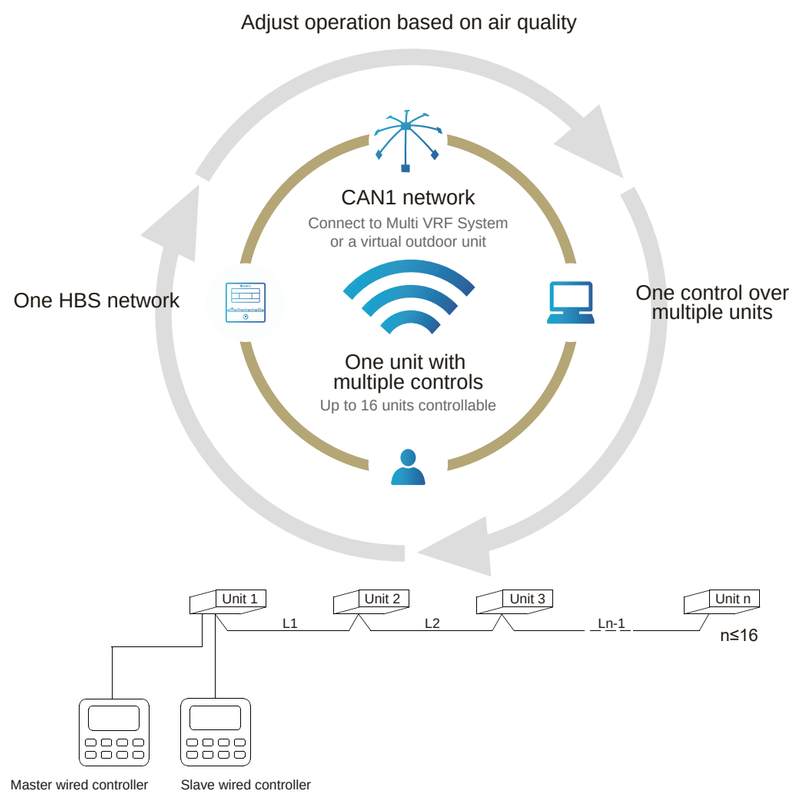

## Smart Structural Design

> The maintenance window adopts clasp design and hinge design, which is convenient for the maintenance of filter, total heat exchange core and the motor. The thickness of the device is only 220/240mm. It occupies less ceiling space, which is convenient for ceiling installation.

## Specifications

| Model | | | | FHBQGL-D1.5DA-S | FHBQGL-D2.5DA-S | FHBQGL-D3.5DA-S | FHBQGL-D5DA-S |
|---|---|---|---|---|---|---|---|
| Rated voltage | | | V | 220-240 | 220-240 | 220-240 | 220-240 |
| Rated frequency | | | Hz | 50/60 | 50/60 | 50/60 | 50/60 |
| Power input | | | kW | 0.05 | 0.1 | 0.15 | 0.3 |
| Current input | | | A | 0.35 | 0.7 | 1 | 1.9 |
| Indoor unit | Airflow volume | | CFM | 88 | 147 | 206 | 294 |
| | | | $m^3/h$ | 150 | 250 | 350 | 500 |
| | ESP | Rated | Pa | 100 | 100 | 100 | 100 |
| | Thermal exchange efficiency | | % | 78 | 75 | 65 | 75 |
| | Sound power level | | dB(A) | 39 | 44 | 49 | 55 |
| | Dimension (W×D×H) | Outline | mm | 1160×700×220 | 1160×700×220 | 1200×785×240 | 1385×785×240 |
| | | Package | mm | 1468×873×285 | 1468×873×285 | 1528×973×305 | 1711×973×305 |
| | Net Weight/Gross weight | | kg | 50/58.5 | 50/58.5 | 60/70.5 | 71.5/82.5 |
| Ventiduct | Outer diameter | | mm | 160 | 160 | 160 | 200 |
| Loading quantity | 20'GP/40'GP/40'HQ | | unit | 82/172/195 | 82/172/195 | 57/121/140 | 54/117/131 |

| Model | | | FHBQGL-D1.5DA-T | FHBQGL-D2.5DA-T | FHBQGL-D3.5DA-T | FHBQGL-D5DA-T |
|---|---|---|---|---|---|---|
| Air flow volume | | $m^3/h$ | 150 | 250 | 350 | 500 |
| ESP | | Pa | 100 | 100 | 100 | 100 |
| Temperature exchange efficiency | | % | 80 | 75 | 76 | 73 |
| Power supply | | V/Ph/Hz | 208-230/1/60<br>220-240/1/50 | 208-230/1/60<br>220-240/1/50 | 208-230/1/60<br>220-240/1/50 | 208-230/1/60<br>220-240/1/50 |
| Power input | | kW | 0.050 | 0.105 | 0.155 | 0.250 |
| Sound power level | | dB(A) | 43 | 50 | 55 | 57 |
| Dimension (W×D×H) | Outline | mm | 1160×700×220 | 1160×700×220 | 1200×785×240 | 1385×785×240 |
| | Package | mm | 1468×873×285 | 1468×873×285 | 1528×973×305 | 1711×973×305 |
| Net weight/Gross weight | | kg | 50/58.5 | 50/58.5 | 60/70.5 | 71.5/82.5 |
| Loading quantity | 40'GP/40'HQ | unit | 172/195 | 172/195 | 121/140 | 117/131 |
| SEC class | | - | A | B | - | - |

## Control System Lineup

| Control system \ Product series | | | ERV  |
|---|---|---|---|
| Wired controller | XK112 |  | ● |
| Centralized controller | CE53-24/F(C) |  | ○ |

Note：● means standard, ○ means optional.

# ERV+DX COIL

INVERTER R410A

>This series are fresh air units with evaporators, which means they have total heat exchangers and evaporators. When it's used with outdoor units, they can deliver fresh air without increasing the indoor load. They have multiple operation modes and are widely applicable.

Memory function

℃/℉ switch

Child lock

Easier maintainability

Weekly timer

Centralized control

》 High-efficiency HR module: They are built with heat exchange chips for efficient energy recovery on the air discharge side. When they are in use, other air conditioning equipment will consume less power.

》 Constant air volume: Units adopt constant air volume control technology so that they can maintain constant air volume within a specific range of pipeline resistance.

》 Free cooling: When outdoor temperature is lower than the set temperature, units can automatically introduce the fresh outdoor air to make the room cooler.

》 Multiple air supply modes: Positive pressure air supply: Different air flow volume can be set for the fresh air side and air discharge side to keep the indoor side under minor positive pressure, which will help guarantee room cleanness; Negative pressure air supply: Different air flow volume can be set for the fresh air side and air discharge side to keep the indoor side under minor negative pressure, which will help prevent leakage of indoor pollutants. Balanced air supply: The fresh air side and air discharge side can be set with the same air flow volume (default).

》 Linked control: Units can be connected to other indoor units in the same CAN and HBS networks for linked control.

》 Cooling and heating functions: With fan coils, they have cooling and heating functions like common air conditioners.

》 Multiple operation modes: Total heat exchange mode: The fresh air side and air discharge side can have heat exchange for efficient energy recovery. By-pass mode: Ventilation without heat exchange. Air discharge mode: Only air discharge side is turned on for ventilation.

## Specifications

| Model | | | | GMV-VDR5PH/SA-S | GMV-VDR8PH/SA-S | GMV-VDR10PH/SA-S |
|---|---|---|---|---|---|---|
| Rated voltage | | | V | 220-240 | | |
| Rated frequency | | | Hz | 50/60 | | |
| Cooling capacity | | | kW | 8.5 | 12.0 | 14.5 |
| Heating capacity | | | kW | 4.0 | 10.6 | 12.0 |
| Power input | | | kW | 0.27 | 0.44 | 0.64 |
| Current input | | | A | 1.65 | 2.73 | 3.86 |
| Indoor unit | Airflow volume | | CFM | 294 | 471 | 589 |
| | | | $m^3/h$ | 500 | 800 | 1000 |
| | ESP | Rated | Pa | 150 | 150 | 150 |
| | Thermal exchange efficiency | | % | 73 | 74 | 73 |
| | Sound power level | | dB(A) | 55 | 59 | 62 |
| | Dimension (W×D×H) | Outline | mm | 1700×880×340 | 1800×1185×390 | 1800×1185×390 |
| | | Package | mm | 1988×1138×535 | 2110×1440×567 | 2110×1440×567 |
| | Net weight/Gross weight | | kg | 120/175 | 158/225 | 158/225 |
| Ventiduct | Outer diameter | | mm | 200 | 250 | 250 |
| Loading quantity | 20'GP/40'GP/40'HQ | | set | 20/44/44 | 16/32/32 | 16/32/32 |
| Standard wired controller | | | | XE70-33/H | | |

# AIR TO WATER

Versati Ⅲ (Split Type)

Versati Ⅲ ( All in One)

Versati Ⅲ (Monobloc Type)

Versati Ⅱ

Versati Ⅱ+ (Split Type)

Integral Type Water Heater

Split Type Water Heater

Direct & Circulating Air Source Heat Pump Water Heater

# Versati Ⅲ (Split Type)

R32

It's a kind of integrated DC inverter unit that comprises cooling, heating and water heating functions, and up to 5.0 energy efficiency. It adopts R32 refrigerant and two-stage compressor. For heating, ambient temperature range is -25~35℃, while the leaving water temperature range is 25~60℃.

Quiet function | Self-diagnosis | High efficiency | Compact design | Wide voltage range | Comprehensive protection | Golden fin condenser

Inner groove copper | Low voltage startup | Low temperature heating | Memory function | LCD display | 24 hour timer | Key-card control

Long-distance monitoring | Intelligent defrosting | Weekly timer | ℃/℉switch | Clock display | Wide operation range | Child lock

》Floor debugging function;

》Integrated structure, simple installation, less installation cost; R32 refrigerant, low GWP;

》Adopt two-stage compressor to widen the ambient temperature range for heating;

》Leaving water temperature up to 60℃, applicable to various heating terminals.

| Item | Water side | Heat source/User side |
|---|---|---|
| | Leaving water temperature(℃) | Dry bulb temperature(℃) |
| Cooling | 7~25 | 10~48 |
| Heating | 20~60 | -25~35 |
| Water heating | 40~80(Water tank) | -25~45 |

Note: When operating conditions are out of the range listed above, please contact Gree.

| Model | | | GRS-CQ4.0Pd/NhH-E(O) | GRS-CQ6.0Pd/NhH-E(O) | GRS-CQ8.0Pd/NhH-E(O) | GRS-CQ10Pd/NhH-E(O) |
|---|---|---|---|---|---|---|
| Power supply | | V/Ph/Hz | 230V ~50Hz | 230V ~50Hz | 230V ~50Hz | 230V ~50Hz |
| Capacity*1 | Cooling*3 | kW | 3.8 | 5.8 | 7 | 8.5 |
| | Heating*4 | kW | 4 | 6 | 8 | 9.5 |
| Power input*1 | Cooling*3 | kW | 0.82 | 1.32 | 1.75 | 2.24 |
| | Heating*4 | kW | 0.78 | 1.2 | 1.7 | 2.07 |
| EER/COP*1 | | W/W | 4.63/5.13 | 4.4/5.00 | 4.0/4.71 | 3.79/4.59 |
| Capacity*2 | Cooling*5 | kW | 3.15 | 4.09 | 5.3 | 6.5 |
| | Heating*6 | kW | 4 | 5.9 | 8 | 9.5 |
| Power input*2 | Cooling*5 | kW | 0.92 | 1.28 | 1.73 | 2.27 |
| | Heating*6 | kW | 1.02 | 1.51 | 2.14 | 2.64 |
| EER/COP*2 | | W/W | 3.42/3.92 | 3.20/3.91 | 3.06/3.74 | 2.86/3.60 |
| Refrigerant charge volume | | kg | 1 | 1 | 1.6 | 1.6 |
| Sanitary water temperature | | ℃ | 40~80 | 40~80 | 40~80 | 40~80 |
| Sound pressure level | Cooling | dB(A) | 52 | 52 | 55 | 55 |
| | Heating | dB(A) | 52 | 52 | 55 | 55 |
| Connecting pipe | Gas | mm | 12.7 | 12.7 | 12.7 | 12.7 |
| | Liquid | mm | 6.35 | 6.35 | 6.35 | 6.35 |
| Dimensions (W×D×H) | Outline | mm | 975×396×702 | 975×396×702 | 982×427×787 | 982×427×787 |
| | Packaged | mm | 1028×458×830 | 1028×458×830 | 1097×478×937 | 1097×478×937 |
| Net weight/Gross weight | | kg | 55/65 | 55/65 | 82/92 | 82/92 |
| Loading quantity | 40'GP | unit | 114 | 114 | 96 | 96 |
| | 40'HQ | unit | 171 | 171 | 96 | 96 |

Notes:

1.Capacities and power inputs are based on the following conditions:

》Cooling conditions.
Outdoor air temperature 35℃ DB/- WB.
Entering water temperature 23℃.
Leaving water temperature 18℃.

》Heating conditions.
Outdoor air temperature 7℃ DB/6℃ WB.
Entering water temperature 30℃.
Leaving water temperature 35℃.
Standing piping length 5m.

2.Capacities and power inputs are based on the following conditions:

》Cooling conditions.
Outdoor air temperature 35℃ DB/- WB.
Entering water temperature 12℃.
Leaving water temperature 7℃.

》Heating conditions.
Outdoor air temperature 7℃ DB/6℃ WB.
Entering water temperature 40℃.
Leaving water temperature 45℃.
Standing piping length 5m.

3.For floor cooling.

4.For floor heating.

5.For fan coil unit.

6.For fan coil or radiator.

# Versati Ⅲ ( All in One)

INVERTER R32

It's a kind of integrated DC inverter unit that comprises cooling, heating and water heating functions, and up to 5.0 energy efficiency. It adopts R32 refrigerant and two-stage compressor. For heating, ambient temperature range is -25~35℃, while the leaving water temperature range is 25~60℃ .

4/6KW

8/10KW

Inner groove copper | Quiet function | Weekly timer | Low temperature heating | Key-card control | Comprehensive protection | 24 hour timer | Child lock | Wide operation range

Wide voltage range | Self-diagnosis | Low voltage startup | Memory function | Intelligent defrosting | ℃/℉switch | Clock display | Long-distance monitoring | Golden fin condenser

- 》Floor debugging function;
- 》Integrated structure, simple installation, less installation cost;
- 》R32 refrigerant, low GWP;
- 》Adopt two-stage compressor to widen the ambient temperature range for heating;
- 》Leaving water temperature up to 60℃, applicable to various heating terminals.

| Model | | | GRS-CQ4.0Pd/NhH-E(I) | GRS-CQ6.0Pd/NhH-E(I) | GRS-CQ8.0Pd/NhH-E(I) | GRS-CQ10Pd/NhH-E(I) |
|---|---|---|---|---|---|---|
| Power supply | | V/Ph/Hz | 230V ~50Hz | 230V ~50Hz | 230V ~50Hz | 230V ~50Hz |
| Nominal input | | W | 100 | 100 | 100 | 100 |
| Leaving water temperature | Cooling*1 | ℃ | 18 | 18 | 18 | 18 |
| | Cooling*2 | ℃ | 7 | 7 | 7 | 7 |
| | Heating*1 | ℃ | 35 | 35 | 35 | 35 |
| | Heating*2 | ℃ | 45 | 45 | 45 | 45 |
| Pump | Type | - | Inverter | Inverter | Inverter | Inverter |
| | Nr. of speed | - | 10 | 10 | 10 | 10 |
| | Power input | W | 75 | 75 | 75 | 75 |
| | Water flow limit | LPM | 12 | 12 | 12 | 12 |
| Electric heater | Operation | - | Automatic | Automatic | Automatic | Automatic |
| | Steps | - | 2 | 2 | 2 | 2 |
| | Capacity | kW | 3 | 3 | 6 | 6 |
| | Combination | kW | 1.5+1.5 | 1.5+1.5 | 3+3 | 3+3 |
| | Power input | V/Ph/Hz | 230V ~50Hz | 230V ~50Hz | 230V ~50Hz | 230V ~50Hz |
| Sound pressure level | | dB(A) | 29 | 29 | 29 | 29 |
| Connecting pipe | Gas | mm | 12.7 | 12.7 | 12.7 | 12.7 |
| | Liquid | mm | 6.35 | 6.35 | 6.35 | 6.35 |
| Dimensions(W×D×H) | Outline | mm | 860×460×318 | 860×460×318 | 860×460×318 | 860×460×318 |
| | Packaged | mm | 1133×568×390 | 1133×568×390 | 1133×568×390 | 1133×568×390 |
| Net weight/Gross weight | | kg | 62/71 | 62/71 | 62/71 | 62/71 |
| Loading quantity | 40'GP | unit | 240 | 240 | 240 | 240 |
| | 40'HQ | unit | 240 | 240 | 240 | 240 |

1.Capacities and power inputs are based on the following conditions:

》Cooling conditions.
Outdoor air temperature 35℃ DB/- WB.
Entering water temperature 23℃.
Leaving water temperature 18℃.

》Heating conditions.
Outdoor air temperature 7℃ DB/6℃ WB.
Entering water temperature 30℃.
Leaving water temperature 35℃.
Standing piping length 5m.

2.Capacities and power inputs are based on the following conditions:

》Cooling conditions.
Outdoor air temperature 35℃ DB/- WB.
Entering water temperature 12℃.
Leaving water temperature 7℃.

》Heating conditions.
Outdoor air temperature 7℃ DB/6℃ WB.
Entering water temperature 40℃.
Leaving water temperature 45℃.
Standing piping length 5m.

| Item | Water side | Heat source/User side |
|---|---|---|
| | Leaving water temperature(℃) | Dry bulb temperature (℃) |
| Cooling | 7~25 | 10~48 |
| Heating | 20~60 | -25~35 |
| Water heating | 40~80 | -25~45 |

Note:
*1: When operating conditions are out of the range listed above, please contact Gree.

| Model | | | GRS-CQ4.0Pd/NhH-E(O) | GRS-CQ6.0Pd/NhH-E(O) | GRS-CQ8.0Pd/NhH-E(O) | GRS-CQ10Pd/NhH-E(O) |
|---|---|---|---|---|---|---|
| Power supply | | V/Ph/Hz | 230V ~50Hz | 230V ~50Hz | 230V ~50Hz | 230V ~50Hz |
| Capacity*1 | Cooling*3 | kW | 3.8 | 5.8 | 7 | 8.5 |
| | Heating*4 | kW | 4 | 6 | 8 | 9.5 |
| Power input*1 | Cooling*3 | kW | 0.82 | 1.32 | 1.75 | 2.24 |
| | Heating*4 | kW | 0.78 | 1.2 | 1.7 | 2.07 |
| EER/COP*1 | | W/W | 4.63/5.13 | 4.4/5.00 | 4.0/4.71 | 3.79/4.59 |
| Capacity*2 | Cooling*5 | kW | 3.15 | 4.09 | 5.3 | 6.5 |
| | Heating*6 | kW | 4 | 5.9 | 8 | 9.5 |
| Power input*2 | Cooling*5 | kW | 0.92 | 1.28 | 1.73 | 2.27 |
| | Heating*6 | kW | 1.02 | 1.51 | 2.14 | 2.64 |
| EER/COP*2 | | W/W | 3.42/3.92 | 3.20/3.91 | 3.06/3.74 | 2.86/3.60 |
| Refrigerant charge volume | | kg | 1 | 1 | 1.6 | 1.6 |
| Sanitary water temperature | | ℃ | 40~80 | 40~80 | 40~80 | 40~80 |
| Sound pressure level | Cooling | dB(A) | 52 | 52 | 55 | 55 |
| | Heating | dB(A) | 52 | 52 | 55 | 55 |
| Connecting pipe | Gas | inch(mm) | 12.7 | 12.7 | 12.7 | 12.7 |
| | Liquid | inch(mm) | 6.35 | 6.35 | 6.35 | 6.35 |
| Dimensions (W×D×H) | Outline | mm | 975×396×702 | 975×396×702 | 982×427×787 | 982×427×787 |
| | Packaged | mm | 1028×458×830 | 1028×458×830 | 1097×478×937 | 1097×478×937 |
| Net weight/Gross weight | | kg | 55/65 | 55/65 | 82/92 | 82/92 |
| Loading quantity | 40'GP | unit | 114 | 114 | 96 | 96 |
| | 40'HQ | unit | 171 | 171 | 96 | 96 |

Notes:

1.Capacities and power inputs are based on the following conditions:

》Cooling conditions.
Outdoor air temperature 35℃ DB/- WB.
Entering water temperature 23℃.
Leaving water temperature 18℃.

》Heating conditions.
Outdoor air temperature 7℃ DB/6℃ WB.
Entering water temperature 30℃.
Leaving water temperature 35℃.
Standing piping length 5m.

3.For floor cooling.

4.For floor heating.

5.For fan coil unit.

6.For fan coil or radiator.

2.Capacities and power inputs are based on the following conditions:

》Cooling conditions.
Outdoor air temperature 35℃ DB/- WB.
Entering water temperature 12℃.
Leaving water temperature 7℃.

》Heating conditions.
Outdoor air temperature 7℃ DB/6℃ WB.
Entering water temperature 40℃.
Leaving water temperature 45℃.
Standing piping length 5m.

| Model | | | GRS-CQ4.0PdG/NhH-E(I) | GRS-CQ6.0PdG/NhH-E(I) | GRS-CQ8.0PdG/NhH-E(I) | GRS-CQ10PdG/NhH-E(I) |
|---|---|---|---|---|---|---|
| Power supply | | V/Ph/Hz | 230V ~50Hz | 230V ~50Hz | 230V ~50Hz | 230V ~50Hz |
| Nominal input | | W | 100 | 100 | 100 | 100 |
| Leaving water temperature | Cooling*1 | ℃ | 18 | 18 | 18 | 18 |
| | Cooling*2 | ℃ | 7 | 7 | 7 | 7 |
| | Heating*1 | ℃ | 35 | 35 | 35 | 35 |
| | Heating*2 | ℃ | 45 | 45 | 45 | 45 |
| Water tank volume | | L | 185 | 185 | 185 | 185 |
| Electric heater of water tank | | kW | 3 | 3 | 3 | 3 |
| Pump | Type | - | Inverter | Inverter | Inverter | Inverter |
| | Nr. of speed | - | 10 | 10 | 10 | 10 |
| | Power input | W | 75 | 75 | 75 | 75 |
| | Water flow limit | LPM | 12 | 12 | 12 | 12 |
| Electric heater | Operation | - | Automatic | Automatic | Automatic | Automatic |
| | Steps | - | 2 | 2 | 2 | 2 |
| | Capacity | kW | 3 | 3 | 6 | 6 |
| | Combination | kW | 1.5+1.5 | 1.5+1.5 | 3+3 | 3+3 |
| | Power input | V/Ph/Hz | 230V ~50Hz | 230V ~50Hz | 230V ~50Hz | 230V ~50Hz |
| Sound pressure level | | dB(A) | 29 | 29 | 29 | 29 |
| Connecting pipe | Gas | mm | 12.7 | 12.7 | 12.7 | 12.7 |
| | Liquid | mm | 6.35 | 6.35 | 6.35 | 6.35 |
| DHW pipe | | inch | G1 | G1 | G1 | G1 |
| Dimensions(W×D×H) | Outline | mm | 600×600×1756 | 600×600×1756 | 600×600×1756 | 600×600×1756 |
| | Packaged | mm | 803×683×2000 | 803×683×2000 | 803×683×2000 | 803×683×2000 |
| Net weight/Gross weight | | kg | 210/233 | 210/233 | 210/233 | 210/233 |
| Loading quantity | 40'GP | unit | 48 | 48 | 48 | 48 |
| | 40'HQ | unit | 48 | 48 | 48 | 48 |

1.Capacities and power inputs are based on the following conditions:

》Cooling conditions.
Outdoor air temperature 35℃ DB/- WB.
Entering water temperature 23℃.
Leaving water temperature 18℃.

》Heating conditions.
Outdoor air temperature 7℃ DB/6℃ WB.
Entering water temperature 30℃.
Leaving water temperature 35℃.
Standing piping length 5m.

2.Capacities and power inputs are based on the following conditions:

》Cooling conditions.
Outdoor air temperature 35℃ DB/- WB.
Entering water temperature 12℃.
Leaving water temperature 7℃.

》Heating conditions.
Outdoor air temperature 7℃ DB/6℃ WB.
Entering water temperature 40℃.
Leaving water temperature 45℃.
Standing piping length 5m.

# Versati Ⅲ (Monobloc Type)

INVERTER R32

It's a kind of integrated DC inverter unit that comprises cooling, heating and water heating functions, and up to 5.0 energy efficiency. It adopts R32 refrigerant and two-stage compressor. For heating, ambient temperature range is -25~35℃, while the leaving water temperature range is 25~60℃.

4/6/8kW

10/12/14/16kW

Inner groove copper | Quiet function | Weekly timer | Low temperature heating | Key-card control | Comprehensive protection | 24 hour timer | Child lock | Wide operation range

Wide voltage range | Self-diagnosis | Low voltage startup | Memory function | Intelligent defrosting | ℃/℉switch | Clock display | Long-distance monitoring | Golden fin condenser

- Floor debugging function;
- Integrated structure, simple installation, less installation cost;
- R32 refrigerant, low GWP;
- Adopt two-stage compressor to widen the ambient temperature range for heating;
- Leaving water temperature up to 60℃, applicable to various heating terminals.

| Item | Water side | Heat source/User side |
|---|---|---|
| | Leaving water temperature(℃) | Dry bulb temperature |
| Cooling | 7~25 | -15~48 |
| Heating | 20~60 | -25~35 |
| Water heating | 40~80 | -25~45 |

Note:
*1: This product series is under development. Please confirm the final specifications with our sales representatives.

| Model | | | GRS-CQ4.0Pd/NhG-K | GRS-CQ6.0Pd/NhG-K | GRS-CQ8.0Pd/NhG-K | GRS-CQ10Pd/NhG-K | GRS-CQ12Pd/NhG-K | GRS-CQ14Pd/NhG-K |
|---|---|---|---|---|---|---|---|---|
| Power supply | | V/Ph/Hz | 220-240V ~ 50Hz | 220-240V ~ 50Hz | 220-240V ~ 50Hz | 220-240V ~ 50Hz | 220-240V ~ 50Hz | 220-240V ~ 50Hz |
| Capacity*1 | Cooling*3 | kW | 3.8 | 5.8 | 6.8 | 8.8 | 11 | 12.5 |
| | Heating*4 | kW | 4 | 6 | 7.5 | 10 | 12 | 14 |
| Power input*1 | Cooling*3 | kW | 0.82 | 1.32 | 1.58 | 1.96 | 2.56 | 3.05 |
| | Heating*4 | kW | 0.78 | 1.2 | 1.63 | 2.17 | 2.64 | 3.22 |
| EER/COP*1 | | W/W | 4.63/5.1 | 4.7/5.0 | 4.3/4.6 | 4.5/4.6 | 4.3/4.55 | 4.1/4.35 |
| Capacity*2 | Cooling*5 | kW | 3 | 4 | 5 | 7.8 | 9.5 | 12 |
| | Heating*6 | kW | 4 | 6 | 7.5 | 10 | 12 | 14 |
| Power input*2 | Cooling*5 | kW | 0.94 | 1.29 | 1.56 | 2.48 | 3.11 | 4.14 |
| | Heating*6 | kW | 0.98 | 1.56 | 2 | 2.7 | 3.33 | 3.94 |
| EER/COP*2 | | W/W | 3.2/4.0 | 3.10/3.80 | 3.1/3.75 | 3.15/3.7 | 3.05/3.6 | 2.9/3.55 |
| Refrigerant charge volume | | kg | 0.87 | 0.87 | 0.87 | 2.2 | 2.2 | 2.2 |
| Sanitary water temperature | | ℃ | 40~80 | 40~80 | 40~80 | 40~80 | 40~80 | 40~80 |
| Sound pressure level | Cooling | dB(A) | 51 | 52 | 53 | 56 | 56 | 57 |
| | Heating | dB(A) | 50 | 50 | 51 | 54 | 54 | 55 |
| Connecting pipe | Gas | inch(mm) | / | / | / | / | / | / |
| | Liquid | inch(mm) | / | / | / | / | / | / |
| Dimensions (W×D×H) | Outline | mm | 1150×345×758 | 1150×345×758 | 1150×345×758 | 1200×460×878 | 1200×460×878 | 1200×460×878 |
| | Packaged | mm | 1255×485×890 | 1255×485×890 | 1255×485×890 | 1290×586×1010 | 1290×586×1010 | 1290×586×1010 |
| Net weight/Gross weight | | kg | 96/109 | 96/109 | 96/109 | 151/166 | 151/166 | 151/166 |
| Loading quantity | 40'GP | unit | 84 | 84 | 84 | 58 | 58 | 58 |
| | 40'HQ | unit | 84 | 84 | 84 | 58 | 58 | 58 |

| Model | | | GRS-CQ16Pd/NhG-K | GRS-CQ10Pd/NhG-M | GRS-CQ12Pd/NhG-M | GRS-CQ14Pd/NhG-M | GRS-CQ16Pd/NhG-M |
|---|---|---|---|---|---|---|---|
| Power supply | | V/Ph/Hz | 220-240V ~ 50Hz | 380-415V 3N~ 50Hz | 380-415V 3N~ 50Hz | 380-415V 3N~ 50Hz | 380-415V 3N~ 50Hz |
| Capacity*1 | Cooling*3 | kW | 14.5 | 8.8 | 11 | 12.5 | 14.5 |
| | Heating*4 | kW | 15.5 | 10 | 12 | 14 | 15.5 |
| Power input*1 | Cooling*3 | kW | 3.82 | 1.96 | 2.56 | 3.05 | 3.82 |
| | Heating*4 | kW | 3.6 | 2.17 | 2.64 | 3.22 | 3.6 |
| EER/COP*1 | | W/W | 3.8/4.3 | 4.5/4.6 | 4.3/4.55 | 4.1/4.35 | 3.8/4.3 |
| Capacity*2 | Cooling*5 | kW | 13 | 7.8 | 9.5 | 12 | 13 |
| | Heating*6 | kW | 15.5 | 10 | 12 | 14 | 15.5 |
| Power input*2 | Cooling*5 | kW | 4.73 | 2.48 | 3.11 | 4.14 | 4.73 |
| | Heating*6 | kW | 4.56 | 2.7 | 3.33 | 3.94 | 4.56 |
| EER/COP*2 | | W/W | 2.75/3.4 | 3.15/3.7 | 3.05/3.6 | 2.9/3.55 | 2.75/3.4 |
| Refrigerant charge volume | | kg | 2.2 | 2.2 | 2.2 | 2.2 | 2.2 |
| Sanitary water temperature | | ℃ | 40~80 | 40~80 | 40~80 | 40~80 | 40~80 |
| Sound pressure level | Cooling | dB(A) | 59 | 56 | 56 | 57 | 59 |
| | Heating | dB(A) | 57 | 54 | 54 | 55 | 57 |
| Connecting pipe | Gas | inch(mm) | / | / | / | / | / |
| | Liquid | inch(mm) | / | / | / | / | / |
| Dimensions (W×D×H) | Outline | mm | 1200×460×878 | 1200×460×878 | 1200×460×878 | 1200×460×878 | 1200×460×878 |
| | Packaged | mm | 1290×586×1010 | 1290×586×1010 | 1290×586×1010 | 1290×586×1010 | 1290×586×1010 |
| Net weight/Gross weight | | kg | 151/166 | 151/166 | 151/166 | 151/166 | 151/166 |
| Loading quantity | 40'GP | unit | 58 | 58 | 58 | 58 | 58 |
| | 40'HQ | unit | 58 | 58 | 58 | 58 | 58 |

Notes:
1.Capacities and power inputs are based on the following conditions:

》 Cooling conditions.
Outdoor air temperature 35℃ DB/- WB.
Entering water temperature 23℃.
Leaving water temperature 18℃.

》 Heating conditions.
Outdoor air temperature 7℃ DB/6℃ WB.
Entering water temperature 30℃.
Leaving water temperature 35℃.
Standing piping length 5m.

2.Capacities and power inputs are based on the following conditions:

》 Cooling conditions.
Outdoor air temperature 35℃ DB/- WB.
Entering water temperature 12℃.
Leaving water temperature 7℃.

》 Heating conditions.
Outdoor air temperature 7℃ DB/6℃ WB.
Entering water temperature 40℃.
Leaving water temperature 45℃.
Standing piping length 5m.

3.For floor cooling.

4.For floor heating.

5.For fan coil unit.

6.For fan coil or radiator.

# Versati Ⅱ

INVERTER R410A

Versati II water heater can perform cooling, heating, water heating, cooling+water heating, and heating+water heating. It can be connected to radiator, floor or fan coil for heat radiation.

Auxiliary electric heater | Golden fin condenser | Quiet function | Intelligent defrosting | Energy saving function

High efficiency | Easier maintainability | Compact design | Low voltage startup

》 This unit is very powerful, smart and user-friendly, featuring various functions including holiday mode, absence mode, quiet mode, quiet preset, clock timer, weekly timer, holiday exclusion, floor setting, environment dependency mode, etc. .

》 Cooling performance satisfies EU ERP energy efficiency, with a rating up to A++. Motor and water pump elements conform to the requirements set out by the EU Eco Directive.

》 It can perform cooling, heating, water heating, cooling+water heating, and heating+water heating, and can be connected to radiator, floor or fan coil for heat radiation.

| Item | Water side | Heat source/User side |
|---|---|---|
| | Leaving water temperature(℃) | Dry bulb temperature (℃) |
| Cooling | 7~25 | 10~48 |
| Heating | 25~55 | -20~35 |
| Water heating | 40~80(Water tank temperature) | -20~45 |

Note: When operating conditions are out of the range listed above, please contact Gree.

## Outdoor Unit

| Model | | | GRS-CQ8.0Pd/NaE-K(O) | GRS-CQ10Pd/NaE-K(O) | GRS-CQ12Pd/NaE-K(O) | GRS-CQ14Pd/NaE-K(O) |
|---|---|---|---|---|---|---|
| Power supply | | V/Ph/Hz | 220-240~50 | 220-240~50 | 220-240~50 | 220-240~50 |
| Capacity*1 | Cooling | kW | 7.8 | 8.2 | 12.5 | 13.5 |
| | Heating | kW | 8 | 10 | 12 | 14 |
| Power input*1 | Cooling | kW | 2 | 2.1 | 3 | 3.4 |
| | Heating | kW | 1.8 | 2.3 | 2.8 | 3.3 |
| EER/COP*1 | | W/W | 4.0/4.5 | 3.9/4.4 | 4.2/4.3 | 4.0/4.2 |
| Capacity*2 | Cooling | kW | 6.3 | 7.2 | 8.5 | 9 |
| | Heating | kW | 7.6 | 9.5 | 11.5 | 12.5 |
| Power input*2 | Cooling | kW | 2.3 | 2.8 | 2.8 | 3 |
| | Heating | kW | 2.2 | 2.9 | 3.4 | 3.8 |
| EER/COP*2 | | W/W | 2.7/3.4 | 2.6/3.3 | 3.1/3.4 | 3/3.3 |
| Refrigerant charge volume | | kg | 2.3 | 2.3 | 3.6 | 3.6 |
| Sanitary water temperature | | ℃ | 40~80 | 40~80 | 40~80 | 40~80 |
| Sound pressure level | Cooling | dB(A) | 56 | 56 | 58 | 58 |
| | Heating | dB(A) | 56 | 56 | 58 | 58 |
| Connecting pipe | Gas | inch(mm) | Φ15.9 | Φ15.9 | Φ15.9 | Φ15.9 |
| | Liquid | inch(mm) | Φ9.52 | Φ9.52 | Φ9.52 | Φ9.52 |
| Dimension (W×D×H) | Outline | mm | 980×360×787 | 980×360×787 | 900×340×1350 | 900×340×1350 |
| | Package | mm | 1097×478×940 | 1097×478×940 | 993×453×1500 | 993×453×1500 |
| Net weight/Gross weight | | kg | 80/89 | 80/89 | 107/117 | 107/117 |
| Loading quantity | 40'GP | set | 96 | 96 | 50 | 50 |
| | 40'HQ | set | 96 | 96 | 50 | 50 |

| Model | | | GRS-CQ16Pd/NaE-K(O) | GRS-CQ12Pd/NaE-M(O) | GRS-CQ14Pd/NaE-M(O) | GRS-CQ16Pd/NaE-M(O) |
|---|---|---|---|---|---|---|
| Power supply | | V/Ph/Hz | 220-240~50 | 380-415 3N~50 | 380-415 3N~50 | 380-415 3N~50 |
| Capacity*1 | Cooling | kW | 14.5 | 13.5 | 14.5 | 15 |
| | Heating | kW | 15.5 | 12 | 14 | 15.5 |
| Power input*1 | Cooling | kW | 3.8 | 3.55 | 4.03 | 3.82 |
| | Heating | kW | 3.75 | 2.86 | 3.41 | 4.23 |
| EER/COP*1 | | W/W | 3.2/4.1 | 3.8/4.2 | 3.6/4.1 | 3.55/4.05 |
| Capacity*2 | Cooling | kW | 9.7 | 10 | 10.5 | 11 |
| | Heating | kW | 14.5 | 11.5 | 13 | 14 |
| Power input*2 | Cooling | kW | 3.3 | 3.33 | 3.62 | 3.86 |
| | Heating | kW | 4.5 | 3.48 | 3.94 | 4.38 |
| EER/COP*2 | | W/W | 2.9/3.2 | 3.0/3.3 | 2.9/3.3 | 2.85/3.2 |
| Refrigerant charge volume | | kg | 3.6 | 3.6 | 3.6 | 3.6 |
| Sanitary water temperature | | ℃ | 40~80 | 40~80 | 40~80 | 40~80 |
| Sound pressure level | Cooling | dB(A) | 58 | 57 | 57 | 57 |
| | Heating | dB(A) | 58 | 57 | 57 | 57 |
| Connecting pipe | Gas | inch(mm) | Φ15.9 | Φ15.9 | Φ15.9 | Φ15.9 |
| | Liquid | inch(mm) | Φ9.52 | Φ9.52 | Φ9.52 | Φ9.52 |
| Dimension (W×D×H) | Outline | mm | 900×340×1350 | 900×340×1350 | 900×340×1350 | 900×340×1350 |
| | Package | mm | 993×453×1500 | 993×453×1500 | 993×453×1500 | 993×453×1500 |
| Net weight/Gross weight | | kg | 107/117 | 114/124 | 114/124 | 114/124 |
| Loading quantity | 40'GP | set | 50 | 50 | 50 | 50 |
| | 40'HQ | set | 50 | 50 | 50 | 50 |

Notes:

1.This product model is under development.

2.Gree reserves the right to modify the specifications without prior notice. Please confirm the final specifications with sales representatives.

1. Capacities and power inputs are based on the following conditions:

》 Cooling conditions.

》 Indoor water temperature 23℃/18℃.

》 Outdoor air temperature 35℃ DB/24℃ WB.

》 Heating conditions.

》 Indoor water temperature 30℃/35℃.

》 Outdoor air temperature 7℃ DB/6℃ WB.

》 Standing piping length 5m.

2. Capacities and power inputs are based on the following conditions:

》 Cooling conditions.

》 Indoor water temperature 12℃/7℃.

》 Outdoor air temperature 35℃ DB/24℃ WB.

》 Heating conditions.

》 Indoor water temperature 40℃/45℃.

》 Outdoor air temperature 7℃ DB/6℃ WB.

》 Standing piping length 5m.

## Indoor Hydro Unit

| Model | Indoor unit | | GRS-CQ8.0Pd/NaE-K(I) | GRS-CQ10Pd/NaE-K(I) | GRS-CQ12Pd/NaE-K(I) |
|---|---|---|---|---|---|
| Power supply | | V/Ph/Hz | 220-240~50 | 220-240~50 | 220-240~50 |
| Nominal input | | W | 6100 | 6100 | 6100 |
| Leaving water temperature | Cooling[1] | ℃ | 18 | 18 | 18 |
| | Cooling[2] | ℃ | 7 | 7 | 7 |
| | Heating[3] | ℃ | 35 | 35 | 35 |
| | Heating[4] | ℃ | 45 | 45 | 45 |
| Pump | Type | - | Water-cooled | | |
| | Nr. of speed | - | Variable-speed | | |
| | Power input | W | 4-75 | 4-75 | 4-75 |
| | Water flow limit | LPM | 12 | | |
| Electric heater | Operation | - | Automatic | | |
| | Steps | - | 2 | 2 | 2 |
| | Capacity | kW | 6 | 6 | 6 |
| | Combination | kW | 3+3 | | |
| | Power input | V/Ph/Hz | 220-240~50 | 220-240~50 | 220-240~50 |
| Sound pressure level | | dB(A) | 31 | 31 | 31 |
| Connecting pipe | Gas | inch(mm) | Φ15.9 | Φ15.9 | Φ15.9 |
| | Liquid | inch(mm) | Φ9.52 | Φ9.52 | Φ9.52 |
| Dimension (W×D×H) | Outline | mm | 900×500×323 | 900×500×323 | 900×500×323 |
| | Package | mm | 1083×603×395 | 1083×603×395 | 1083×603×395 |
| Net weight/Gross weight | | kg | 56/65 | 56/65 | 57/66 |
| Loading quantity | 40'GP | set | 205 | 205 | 205 |
| | 40'HQ | set | 246 | 246 | 246 |

| Model | Indoor unit | | GRS-CQ14Pd/NaE-K(I) | GRS-CQ16Pd/NaE-K(I) | GRS-CQ12Pd/NaE-M(I) | GRS-CQ14Pd/NaE-M(I) | GRS-CQ16Pd/NaE-M(I) |
|---|---|---|---|---|---|---|---|
| Power supply | | V/Ph/Hz | 220~240/1/50 | 220~240/1/50 | 380~415/3/50 | 380~415/3/50 | 380~415/3/50 |
| Nominal input | | W | 6100 | 6100 | 6100 | 6100 | 6100 |
| Leaving water temperature | Cooling[1] | ℃ | 18 | 18 | 18 | 18 | 18 |
| | Cooling[2] | ℃ | 7 | 7 | 7 | 7 | 7 |
| | Heating[3] | ℃ | 35 | 35 | 35 | 35 | 35 |
| | Heating[4] | ℃ | 45 | 45 | 45 | 45 | 45 |
| Pump | Type | - | Water-cooled | | | | |
| | Nr. of speed | - | Variable-speed | | | | |
| | Power input | W | 4-75 | 4-75 | 4-75 | 4-75 | 4-75 |
| | Water flow limit | LPM | 12 | | | | |
| Electric heater | Operation | - | Yes | Yes | Yes | Yes | Yes |
| | Steps | - | 2 | 2 | 1 | 1 | 1 |
| | Capacity | kW | 6 | 6 | 6 | 6 | 6 |
| | Combination | kW | 3+3 | 3+3 | 6 | 6 | 6 |
| | Power input | V/Ph/Hz | 220-240~50 | 220-240~50 | 380V-415V 3N~50Hz | 380V-415V 3N~50Hz | 380V-415V 3N~50Hz |
| Sound pressure level | | dB(A) | 31 | 31 | 31 | 31 | 31 |
| Connecting pipe | Gas | inch(mm) | Φ15.9 | Φ15.9 | Φ15.9 | Φ15.9 | Φ15.9 |
| | Liquid | inch(mm) | Φ9.52 | Φ9.52 | Φ9.52 | Φ9.52 | Φ9.52 |
| Dimension (W×D×H) | Outline | mm | 900×500×323 | 900×500×323 | 900×500×323 | 900×500×323 | 900×500×323 |
| | Package | mm | 1083×603×395 | 1083×603×395 | 1083×603×395 | 1083×603×395 | 1083×603×395 |
| Net weight/Gross weight | | kg | 57/66 | 57/66 | 58/67 | 58/67 | 58/67 |
| Loading quantity | 40'GP | set | 205 | 205 | 205 | 205 | 205 |
| | 40'HQ | set | 246 | 246 | 246 | 246 | 246 |

Note: *1 for floor cooling； *2 for fan coil cooling；*3 for floor heating；*4 for fan coil heating.

## Water Tank

| Model | | | | SXTVD300LCJ2/A-K |
|---|---|---|---|---|
| Water tank volume | | | L | 300 |
| Power supply | | | V/Ph/Hz | 230V~50Hz |
| Electric heater power | | | W | 3000 |
| Screw thread spec of pipe | | Cool water inlet | inch(mm) | Φ3/4"Female BSP(19.05) |
| | | Hot water outlet | inch(mm) | Φ3/4"Female BSP(19.05) |
| Dimension | Outline | Diameter×H | mm | Φ620×1710 |
| | Package | W×D×H | mm | 870×738×1843 |
| Net weight/Gross weight | | | kg | 135/163 |
| Loading quantity | | 40'GP/40'HQ | set | 38/57 |

# VERSATI Ⅱ+ (Split Type)

R410A

It is a kind of DC inverter multifunctional air to water heat pumps that could not only supply domestic hot water, but also realize cooling or heating for residential use.


Floor heating debugging | High efficiency | Quiet function | Self-diagnosis | Wide voltage range | Comprehensive protection | Compact design

》Twin rotary DC inverter compressor creates comfortable living circumstance and saves energy.

》The electronic expansion valve guarantees that the system adjusts automatically according to the changes of the circumstance and water temperature.

》Smart dual-temperature detection control technology.

》The disinfection function at a high temperature up to 70℃ can prevent the growth of bacteria and ensure sanitary water, creating a wholesome life for users.

》Isolation of water and electricity ensures safe operation.

》Dual-coil design makes it convenient to join solar panel or boiler.

》Five-mode operation: heating, cooling, water heating, heating and water heating, cooling and water heating.

》The unit will periodically increase or decrease water temperature in debugging process, to improve floor adaptability for temperature change.

| Item | Water Side | Heat Source/User Side |
|---|---|---|
| | Leaving Water Temperature(℃) | Dry bulb temperature (℃) |
| Cooling | 7~25 | 10~48 |
| Heating | 25~60 | -20~35 |
| Water Heating | 40~80(Water Tank Temperature) | -20~45 |

Note: When operating conditions are out of the range listed above, please contact Gree.

## Outdoor Unit

| Model | | | GRS-CQ8.0Pd/NaD-K(O) | GRS-CQ10Pd/NaD-K(O) | GRS-CQ12Pd/NaD-M(O) | GRS-CQ14Pd/NaD-M(O) |
|---|---|---|---|---|---|---|
| Power supply | | V/Ph/Hz | 220-240V ~ 50Hz | 220-240V ~ 50Hz | 380-415V 3N~ 50Hz | 380-415V 3N~ 50Hz |
| Capacity*1 | Cooling | kW | 8.2 | 9.7 | 13.5 | 14 |
| | Heating | kW | 8 | 9.2 | 12 | 14 |
| Power input*1 | Cooling | kW | 1.86 | 2.46 | 3.46 | 3.68 |
| | Heating | kW | 1.85 | 2.19 | 2.67 | 3.33 |
| EER/COP*1 | | W/W | 4.41/4.32 | 3.94/4.20 | 3.90/4.49 | 3.80/4.20 |
| Capacity*2 | Cooling | kW | 5.5 | 6.9 | 9.6 | 10 |
| | Heating | kW | 7.7 | 9 | 12 | 12.8 |
| Power input*2 | Cooling | kW | 1.85 | 2.34 | 3.02 | 3.22 |
| | Heating | kW | 2.26 | 2.65 | 3.24 | 3.56 |
| EER/COP*2 | | W/W | 2.97/3.41 | 2.95/3.40 | 3.18/3.70 | 3.11/3.60 |
| Refrigerant charge volume | | kg | 3.5 | 3.5 | 5.3 | 5.3 |
| Sanitary water temperature | | ℃ | 40~80 | 40~80 | 40~80 | 40~80 |
| Sound pressure level | Cooling | dB(A) | 53 | 53 | 57 | 57 |
| | Heating | dB(A) | 54 | 54 | 57 | 57 |
| Connecting pipe | Gas | inch(mm) | Φ5/8(15.9) | Φ5/8(15.9) | Φ5/8(15.9) | Φ5/8(15.9) |
| | Liquid | inch(mm) | Φ3/8(9.52) | Φ3/8(9.52) | Φ3/8(9.52) | Φ3/8(9.52) |
| Dimension (W×D×H) | Outline | mm | 980×360×787 | 980×360×787 | 900×340×1350 | 900×340×1350 |
| | Package | mm | 1093×473×865 | 1093×473×865 | 993×453×1500 | 993×453×1500 |
| Net weight/Gross weight | | kg | 85/87 | 85/87 | 126/136 | 126/136 |
| Loading quantity | 40'GP | set | 96 | 96 | 50 | 50 |
| | 40'HQ | set | 96 | 96 | 50 | 50 |

Notes:

1. Capacities and power inputs are based on the following conditions:
- 》Cooling conditions.
- 》Indoor Water Temperature 23℃/18℃.
- 》Outdoor Air Temperature 35℃DB/24℃WB.
- 》Heating conditions.
- 》Indoor Water Temperature 30℃/35℃.
- 》Outdoor Air Temperature 7℃DB/6℃WB.
- 》Standing piping length 7.5m.

2. Capacities and power inputs are based on the following conditions:
- 》Cooling conditions.
- 》Indoor Water Temperature 12℃/7℃.
- 》Outdoor Air Temperature 35℃DB/24℃WB.
- 》Heating conditions.
- 》Indoor Water Temperature 40℃/45℃.
- 》Outdoor Air Temperature 7℃DB/6℃WB.
- 》Standing piping length 7.5m.

## Indoor Hydro Unit

| Model | Indoor unit | | GRS-CQ8.0Pd/NaD-K(I) | GRS-CQ10Pd/NaD-K(I) | GRS-CQ12Pd/NaD-M(I) | GRS-CQ14Pd/NaD-M(I) |
|---|---|---|---|---|---|---|
| Power supply | | V/Ph/Hz | 220-240V ~ 50Hz | 220-240V ~ 50Hz | 380-415V 3N~ 50Hz | 380-415V 3N~ 50Hz |
| Norminal input | | W | 6200 | 6200 | 6200 | 6200 |
| Leaving water temperature | Cooling*1 | ℃ | 18 | 18 | 18 | 18 |
| | Cooling*2 | ℃ | 7 | 7 | 7 | 7 |
| | Heating*1 | ℃ | 35 | 35 | 35 | 35 |
| | Heating*2 | ℃ | 45 | 45 | 45 | 45 |
| Pump | Type | - | water-cooled | water-cooled | water-cooled | water-cooled |
| | Nr. of speed | - | variable-speed | variable-speed | variable-speed | variable-speed |
| | Power input | W | 105 | 105 | 105 | 105 |
| | Water flow limit | LPM | 12 | 12 | 12 | 12 |
| Electric heater | Operation | - | Automatic | Automatic | Automatic | Automatic |
| | Steps | - | 2 | 2 | 1 | 1 |
| | Capacity | kW | 3 | 3 | 6 | 6 |
| | Combination | kW | 3+3 | 3+3 | 6 | 6 |
| | Power input | Ph/V/Hz | 230/1/50 | 230/1/50 | 400/3/50 | 400/3/50 |
| Sound pressure level | | dB(A) | 31 | 31 | 31 | 31 |
| Connecting pipe | Gas | inch(mm) | Φ5/8(15.9) | Φ5/8(15.9) | Φ5/8(15.9) | Φ5/8(15.9) |
| | Liquid | inch(mm) | Φ3/8(9.52) | Φ3/8(9.52) | Φ3/8(9.52) | Φ3/8(9.52) |
| Dimension (W×D×H) | Outline | mm | 922×500×323 | 922×500×323 | 922×500×323 | 922×500×323 |
| | Package | mm | 1083×603×395 | 1083×603×395 | 1083×603×395 | 1083×603×395 |
| Net weight/Gross weight | | kg | 56/65 | 56/65 | 58/67 | 58/67 |
| Loading quantity | 40'GP | - | 205 | 205 | 205 | 205 |
| | 40'HQ | - | 246 | 246 | 246 | 246 |

## Water Tank

| Model | | | | SXTVD300LCJ2/A-K |
|---|---|---|---|---|
| Water tank volume | | | L | 300 |
| Power supply | | | V/Ph/Hz | 230V~50Hz |
| Electric heater power | | | W | 3000 |
| Screw thread spec of pipe | | Cool water inlet | inch(mm) | Φ3/4"Female BSP(19.05) |
| | | Hot water outlet | inch(mm) | Φ3/4"Female BSP(19.05) |
| Dimension | Outline | Diameter×H | mm | Φ620×1710 |
| | Package | W×D×H | mm | 870×738×1843 |
| Net weight/Gross weight | | | kg | 135/163 |
| Loading quantity | | 40'GP/40'HQ | set | 38/57 |

# Integral Type Water Heater

Energy Efficiency Class A

R134a

The unit adopts integrated design of outdoor unit and water tank, with beautiful appearance, small size, high-end intelligence and easy installation. It is suitable for residential use.

Controller ZF5201

High efficiency | Intelligent defrosting | Energy saving | Wide operation range | ℃/°F switch | Clock display | Child lock | 24 hour timer

》 Safe and eco-friendly

Water and electricity are separated to avoid possible electric shock. Without possible toxicities of CO, user's safety can be ensured. No pollutant is released during operation, so there is no damage to the environment.

》 Reliable and durable

Adopting special compressor, the unit is resistant to high temperature and pressure. The entire unit is with multiple protection functions to ensure long lifespan of the system.

》 Easy installation

Without limitation of environment, the unit can be installed in garage, stock room or basement. Installation is convenient because of its no refrigeration system.

》 Easy operation

Water temperature can be set. Water supply can be on or off depending on water temperature and water consumption, so that hot water can be supplied at any time. Unit on/off can be set by user according to requirements (the unit will stop once water temperature reaches the setting point). Running of unit in electric platykurtosis is possible to reduce electricity fee.

》 Intelligent defrosting

The unit with anti-freezing and intelligent defrosting functions can efficiently prevent freezing and frosting.

》 All-day use

The unit can make and supply hot water all day in despite of night, overcast and rainy days.

CE

# Integral Heat Pump Water Heater

| Model | | | GRS-1.5/TD150ANbA-K | GRS-1.5/TD200ANbA-K |
|---|---|---|---|---|
| Capacity[1] | | kW | 1.5 | 1.5 |
| Power input[1] | | kW | 0.429 | 0.429 |
| COP DHW[2] | | W/W | 2.47 | 2.24 |
| Refrigerant | | - | R134a | R134a |
| Refrigerant charge volume | | kg | 0.8 | 0.8 |
| Refrigerant design pressure | | Mpa | 2.8 | 2.8 |
| Tank design pressure | | Mpa | 0.8 | 0.8 |
| Running ambient temp. | | ℃ | 0~45 | 0~45 |
| Outwater temp. | | ℃ | 35~70 | 35~70 |
| Sound power level(heating)[3] | | dB(A) | 62 | 62 |
| Volume | | L | 150 | 190 |
| Water pipline | Water inlet pipe | inch | 0.59 | 0.59 |
| | Water outlet pipe | inch | 0.59 | 0.59 |
| | Drainage pipe | inch | 0.59 | 0.59 |
| Dimension (W×D×H) | outline | mm | 621×561×1760 | 621×561×2030 |
| | Package | mm | 731×717×1845 | 731×717×2110 |
| Net weight/Gross weight | | kg | 92/112 | 102.5/122.5 |
| Loading quantity | 40'GP/40'HQ | set | 48/48 | 48/48 |

Notes:
（1）Value obtained with the following conditions: Outdoor temperature: 20°C DB/15°C WB; water tank temperature (start/end): 15°C /55°C.
（2）Value obtained with an air temperature of 7°C and a water inlet at 10°C, as per EN16147-2017, (EU) No 814/2013.
（3）Value obtained as per EN 12102-2008.

# Split Type Water Heater

Gree split type water heater offers you with sufficient hot water, ensuring a warm and comfortable life to each family. Its installation is convenient and it is applicable for a family of 3 to 5 members.


》Safe and eco-friendly

Water and electricity are separated to avoid possible electric shock. Without possible toxicities of CO, user's safety can be ensured. No pollutant is released during operation, so there is no damage to the environment.

》Reliable and durable

Adopting special compressor, the unit is resistant to high temperature and pressure. The entire unit is with multiple protection functions to ensure long lifespan of the system.

》Easy installation

Without limitation of environment, the unit can be installed in garage, stock room or basement.

》Easy operation

Water temperature can be set. Unit can be on or off depending on water temperature and water consumption. Unit on/off can be set by user according to requirements (the unit will stop once water temperature reaches the setting point). Running of unit in electric platykurtosis is possible to reduce electricity fee.

》Intelligent defrosting

The unit with anti-freezing and intelligent defrosting functions can efficiently prevent freezing and frosting.

》All-day use

The unit can make and supply hot water all day in despite of night, overcast and rainy days.

## Outdoor unit

| Model | | | GRS-S3.5PdG/NaA1-K |
|---|---|---|---|
| Rated Heating Capacity[(1)] | | W | 3500(1800~3700) |
| Rated Input Power[(1)] | | W | 833(360~910) |
| Load Profile | | - | L |
| $COP_{DHW}$[(2)] | | W/W | 3.1 |
| Energy Efficiency Class[(2)] | | - | A+ |
| Water Heating Energy Efficiency[(2)] | | - | 130% |
| Maximum Input Power | | W | 2000+1500W(Electric Heater) |
| Outlet Water Temperature | | °C | Default: 55°C, 35°C~55°C |
| Power Supply | | - | 220V-240V ~50Hz |
| Insulation Level | | - | I |
| Protection of Ingression | | - | IPX4 |
| Refrigerant | Name | | R410A |
| | Charge | kg | 1.4 |
| Outline Dimension | W×D×H | mm | 842×320×591 |
| Package Dimension | W×D×H | mm | 948×363×660 |
| Gross/Net Weight | | kg | 44.5/38.5 |
| Sound Power Level[(3)] | | dB(A) | 63 |
| Operating Range | | °C | -25~45°C |

Note: (1) Value obtained with the following conditions: Outdoor temperature: 20°C DB/15°C WB; water tank temperature (start/end): 15°C /55°C.
(2) Value obtained with an air temperature of 7°C and a water inlet at 10°C, as per EN16147-2017, (EU) No 814/2013.
(3) Value obtained as per EN 12102-2008.

## Water Tank

| Model | | SXTD200LCJW/A-K |
|---|---|---|
| Capacity | L | 185 |
| Power Supply for Electric Heater | - | 220V-240V~50Hz |
| Input Power for Electric Heater | W | 1500 |
| Outline Dimension (W x D x H) | mm | 462×462 ×2000 |
| Package Dimension (W x D x H) | mm | 583×565×2108 |
| Water Tank Gross/Net Weight | kg | 83/72.5 |
| Outer Size of Connection Pipe | mm | Φ6, Φ9.52 |

Note: The water tank of SXTD200LCJW/A-K is with enamel interior.

# Direct & Circulating Air Source Heat Pump Water Heater

R410A

It is a kind of heat pump water heater that could supply commercial hot water, which is applicable for operation in ambient temperature from -26℃ to 46℃.



Wired controller Z26301K

GRS-Cm28/NaA-M
GRS-Cm36/NaA-M

GRS-Cm53/NaA-M


》 High-efficiency and energy-saving

Adopt heat pump technology, which can transfer the consumed electricity into three times of thermal energy for heating water, high-efficiency and energy-saving. The operation cost is 1/4 of that for electric water heater and 1/3 of that for gas water heater.

》 Safe and reliable

Electricity is only used as the energy for driving medium, while the energy used for heating water is absorbed from the air by medium. Therefore, the heating method is indeed water and electricity separation, safe, stable and reliable.

》 Convenient for installation and convenient for maintenance

The unit can be installed on roof, yard, basement and so on. This unit is with powerful self-diagnosis function, convenient and easy for maintenance.

》 All-day operation and wide application range

This heat pump water heater takes sensible heat and latent heat in air as the low-temperature thermal source, which can provide hot water continuously 24 hours a year and all the year around.

》 Intelligent control

Microcomputer control. Chinese interface for displaying the operation status of the unit. Multiple module network control can control maximum 16 indoor units; parameters for each unit can be set freely. Timer ON and timer OFF control function for each day; perfect protection functions for ensuring reliable operation.

## Circulating Heating Type

| Model | | | GRS-Cm28/NaA-M | GRS-Cm36/NaA-M | GRS-Cm53/NaA-M |
|---|---|---|---|---|---|
| Rated water heating capacity | | kW | 28 | 36 | 53 |
| Rated water supply | | l/h | 602 | 775 | 1140 |
| COP | | W/W | 3.83 | 3.87 | 4.08 |
| Tank water temperature range | | ℃ | 30～60 | 30～60 | 30～60 |
| Power supply | | Ph/V/Hz | 3/380~415/50 | 3/380~415/50 | 3/380~415/50 |
| Rated power input | Water heating | kW | 7.3 | 9.3 | 13 |
| Max. power input | Water heating | kW | 10.1 | 13.2 | 19 |
| Sound pressure level | | dB(A) | 67 | 67 | 67 |
| Dimension(W×D×H) | Outline | mm | 930×800×1605 | 930×800×1605 | 1340×800×1605 |
| | Package | mm | 1010×865×1775 | 1010×865×1775 | 1420×880×1775 |
| Net weight/Gross weight | | kg | 243/260 | 260/277 | 358/376 |
| Loading quantity | 40'GP/40'HQ | set | 26/26 | 26/26 | 21/21 |

Notes:

1. Testing conditions of above data: Ambient temperature 20℃ DB/15℃ WB; water tank temperature (start/end): 15℃/55℃; power supply: 3/380/50Hz;
2. Considering the system reliability and various water temperature demands for different ambient temperature, we have limited the highest water temperature. The curve is shown as below.
3. Set Cyclic temp. to 51℃ means the starting temp. for cyclic temp. circularly is 51℃. When the unit is halted, tank water temperature is 56℃.

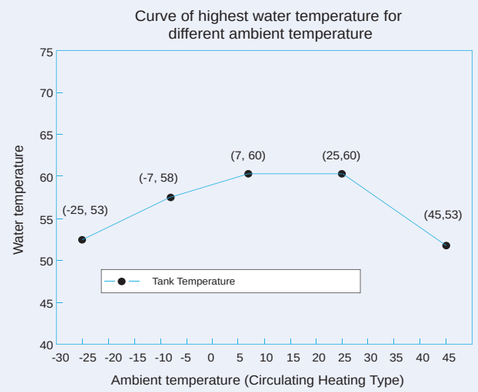

# SCROLL CHILLER

Inverter Mini Chiller

Modular Air-cooled Scroll Chiller

Inverter Modular Air-cooled Chiller (Heat Pump)

DL Series Water-cooled Packaged Unit

# Inverter Mini Chiller

INVERTER R410A

Inverter mini chiller is a kind of small-size air-cooled chiller that can be connected to all sorts of fan coil units to realize cooling and heating. It can be used in the temperature range of -20~48℃.

Wired controller Z263Q

Inner groove copper

Self-diagnosis

Comprehensive protection

Memory function

》 Compressor inverter control regulates water temperature precisely.
》 Integral installation is convenient and cost-saving.
》 Precise system pressure control improves the anti-freezing function of the system.
》 Two-stage compression technology is adopted to greatly improve the system's performance.

| Item | Water side (water temperature) | | | | Air side (outdoor temperature) | | |
|---|---|---|---|---|---|---|---|
| | Nominal operating condition | | Operating range | | Nominal operating condition | | Operating range |
| | Inlet(℃) | Outlet(℃) | Outlet(℃) | I/O difference(℃) | DB(℃) | WB(℃) | DB(℃) |
| Cooling | 12 | 7 | 7~25 | 2~8 | 35 | 24 | 10~48 |
| Heating | 40 | 45 | 25~60 | 2~8 | 7 | 6 | -20~35 |

| Model | Heat pump | | HLR8Pd/Na-K | HLR10Pd/Na-K | HLR12Pd/Na-M | HLR14Pd/Na-M |
|---|---|---|---|---|---|---|
| Capacity | Cooling | kW | 6.20 | 7.50 | 9.50 | 11.00 |
| | Heating | kW | 8.00 | 10.00 | 12.00 | 14.00 |
| EER/COP | | W/W | 3.1/3.6 | 3.1/3.4 | 3.2/3.7 | 3.1/3.4 |
| Power supply | | V/Ph/Hz | 220-240V ~ 50Hz | | 380-415V 3N~ 50Hz | |
| Power input | Cooling | kW | 2.00 | 2.40 | 2.97 | 3.55 |
| | Heating | kW | 2.25 | 2.90 | 3.24 | 4.12 |
| Compressor | Type | - | Rotary | Rotary | Rotary | Rotary |
| | Quantity | - | 1 | 1 | 1 | 1 |
| Refrigerant charge volume | | kg | 3.5 | 3.5 | 4.0 | 4.0 |
| Water flow volume | | l/s | 0.30 | 0.36 | 0.45 | 0.53 |
| | | GPM | 4.70 | 5.68 | 7.20 | 8.33 |
| Build-in chilled water pump | Pump power input | kW | 0.14 | 0.14 | 0.14 | 0.14 |
| | Delivery lift | m | 11 | 11 | 11 | 11 |
| Build-in expansion vessel volume | | L | 10 | 10 | 10 | 10 |
| Chilled water outlet/inlet screw thread spec | | inch | 1 | 1 | 1 | 1 |
| Sound pressure level | | dB(A) | 53 | 53 | 54 | 54 |
| Dimension(W×D×H) | Outline | mm | 1390×412×890 | 1390×412×890 | 1390×367×1430 | 1390×367×1430 |
| | Package | mm | 1463×438×1035 | 1463×438×1035 | 1429×421×1585 | 1429×421×1585 |
| Net weight/Gross weight | | kg | 140/155 | 140/155 | 194/210 | 194/210 |
| Loading quantity | 40'GP/40'HQ | set | 80/80 | 80/80 | 43/43 | 43/43 |

| Model | Heat Pump | | HLR22SNa-M* | HLR25SNa-M* | HLR35SNa-M* | HLR45SNa-M* |
|---|---|---|---|---|---|---|
| Capacity | Cooling | kW | 21.5 | 22.8 | 31 | 42 |
| | Heating | kW | 25 | 25 | 37.5 | 49 |
| EER/COP | | W/W | 2.50/2.91 | 2.59/2.81 | 2.61/3.00 | 2.30/2.80 |
| Power supply | | V/Ph/Hz | 380-415V~3 Ph~50 Hz | | | |
| Power input | Cooling | kW | 8.6 | 8.8 | 11.9 | 18.3 |
| | Heating | kW | 8.6 | 8.9 | 12.5 | 17.5 |
| Compressor | Type | - | Constant Speed Scroll | | | |
| | Quantity | - | 2 | 2 | 2 | 2 |
| Refrigerant charge volume | | kg | 3.6×2 | 4.8×2 | 6.5×2 | 7.3×2 |
| Water flow rate | | m³/h | 3.7 | 3.9 | 5.3 | 7.2 |
| | | l/s | 1 | 1.1 | 1.5 | 2 |
| | | GPM | 16.3 | 17.2 | 23.4 | 31.7 |
| Build-in chilled water pump | Pump power input | kW | 0.75 | 0.75 | 1.5 | 1.5 |
| | Delivery lift | m | 22 | 24 | 25 | 27 |
| Build-in expansion vessel volume | | L | 8 | 8 | 8 | 8 |
| Sound pressure level | | db(A) | 66 | 66 | 68 | 68 |
| Dimension(W×D×H) | Outline | mm | 1460×530×1850 | 1460×530×1850 | 1750×800×1760 | 1750×800×1760 |
| | Package | mm | 1540×710×2100 | 1540×710×2100 | 1910×960×1970 | 1910×960×1970 |
| Net weight/Gross weight | | kg | 380/387 | 380/392 | 680/690 | 755/765 |
| Loading quantity | 40'GP/40'HQ | set | 23/23 | 23/23 | 12/12 | 12/12 |

*Note: This model is not fit for EU.

# Modular Air-cooled Scroll Chiller

R410A

## D Series

It is a kind of air-cooled scroll chillers that can be connected to all sorts of fan coil units to realize cooling/heating for civil or industrial buildings.

65/80kW

130/160kW



249/280kW

Display panel
Z26301C

Golden fin condenser | Inner groove copper | Modular structure | Comprehensive protection | Self-diagnosis | Easier maintainability | Memory function | 24 hour timer

》Running condition real-time display.

》Low start-up current thanks to power delay control design.

》Use U-type heat exchange tube to improve the heat-exchange efficiency of the complete unit;

》Special equalizing plate design of shell and tube: the distribution of refrigerant is more even for improving the heat-exchanging efficiency of the complete unit.

》Main module: any unit can be set as the main module via a wired controller.

》Up to 16 units (60/71kW) or 8 units (120/145kW) can be integrated freely to get a max. capacity of 1160kW thanks to modular design.

》Auto anti-freezing function under heating mode when the unit is switched off.

| Item | Water side (water temperature) | | | | Air side (outdoor temperature) | | |
|---|---|---|---|---|---|---|---|
| | Nominal operating condition | | Operating range | | Nominal operating condition | | Operating range |
| | Inlet(℃) | Outlet(℃) | Outlet(℃) | I/O difference(℃) | DB(℃) | WB(℃) | DB(℃) |
| Cooling | 12 | 7 | 5~15 | 2.5~6 | 35 | — | 15~45 |
| Heating | 40 | 45 | 40~50 | 2.5~6 | 7 | 6 | -15~24 |

| Model | Heat pump | | LSQWRF65M/NaD-M | LSQWRF80M/NaD-M | LSQWRF130M/NaD-M | LSQWRF160M/NaD-M | LSQWRF249M/NaD-M | LSQWRF280M/NaD-M* |
|---|---|---|---|---|---|---|---|---|
| Capacity | Cooling/Heating | kW | 60/65 | 71/79.5 | 120/130 | 145/170 | 249/275 | 280/325 |
| | | RT | 17.06/18.48 | 20.19/22.61 | 34.12/36.97 | 41.23/48.34 | 70.81/78.20 | 79.62/92.42 |
| Capacity steps | | % | 0-50%-100% | | 0-25%-50%-75%-100% | | | |
| EER/COP | | W/W | 2.84/3.09 | 2.76/2.94 | 2.84/2.93 | 2.74/3.04 | 2.95/3.25 | 2.85/3.10 |
| Power supply | | V-Ph-Hz | 380-415V~3N~50Hz | | | | | |
| Power input | Cooling | kW | 21.1 | 25.7 | 42.3 | 53 | 84.4 | 98.2 |
| | Heating | kW | 21 | 27 | 44.4 | 56 | 84.6 | 104.8 |
| Compressor | Type | — | Constant Speed Scroll | | | | | |
| | Starting mode | — | Direct Starting | | | | | |
| | Quantity | — | 2 | 2 | 4 | 4 | 4 | 4 |
| Water side heat exchanger | Type | — | Dry Expansion Evaporator | | | | | |
| | Water flow volume | l/s | 2.86 | 3.39 | 5.73 | 6.92 | 11.89 | 13.39 |
| | | GPM | 45 | 54 | 91 | 110 | 189 | 212 |
| | Pressure drop | kPa | 15 | 20 | 30 | 35 | 75.00 | 85.00 |
| | | ft.WG | 4.92 | 6.56 | 9.84 | 11.48 | 24.60 | 27.88 |
| | Connection pipe | — | DN65 | | DN80 | | DN100 | |
| Air side heat exchanger | Type | — | Aluminum Fin-copper Tube | | | | | |
| | Fan type and quantity | — | Axial-flow/2 | Axial-flow/2 | Axial-flow/4 | Axial-flow/4 | Axial-flow/8 | Axial-flow/8 |
| | Total fan air flow | l/s | $2\times0.375\times10^4$ | $2\times0.417\times10^4$ | $4\times0.375\times10^4$ | $4\times0.417\times10^4$ | $8\times0.390\times10^4$ | $8\times0.436\times10^4$ |
| | | CFM | $2\times0.795\times10^4$ | $2\times0.882\times10^4$ | $4\times0.795\times10^4$ | $4\times0.882\times10^4$ | $8\times0.824\times10^4$ | $8\times0.924\times10^4$ |
| | Total fan motor power | kW | 2×0.65 | 2×0.95 | 4×0.65 | 4×0.95 | 8×0.65 | 8×0.75 |
| Sound pressure level | | dB(A) | 70 | 71 | 72 | 74 | 67 | 69 |
| Dimension | Outline(W×D×H) | mm | 2040×1000×2230 | 2040×1000×2230 | 2226×1650×2230 | 2226×1650×2230 | 3980×2260×2450 | 3980×2260×2450 |
| | Package(W×D×H) | mm | 2120×1080×2230 | 2120×1080×2230 | 2306×1730×2230 | 2306×1730×2230 | 4040×2260×2450 | 4040×2260×2450 |
| Net/Gross/Operating weight | | kg | 740/745/814 | 792/797/871 | 1315/1320/1447 | 1504/1509/1654 | 2985/2995/3284 | 3278/3288/3606 |
| Loading quantity | 40'GP/40'HQ | set | 11/11 | 11/11 | 6/6 | 6/6 | 2/2 | 2/2 |

Notes: This product model is under development. Gree reserves the right to modify the specifications without prior notice.
Please confirm the final specifications with our sales representatives

# Modular Air-cooled Scroll Chiller

R410A

## E Series

Thanks to the compact and flexible modularized structure, E Series Modular Type Scroll Chillers can be widely used for newly built and retrofitted large and small-sized industrial and civil air conditioning projects, like apartments, hotels, restaurants, office buildings, shopping malls, theaters, gyms, factories, hospital etc. It is also the ideal choice for the place where there is high requirement on noise and ambient environments and it is inconvenient to install the cooling tower.

65/80kW



130/160kW

Display Panel Z26300H

Golden fin condenser | High efficiency | Quality motor | Modular operating | Wide voltage range | Wide operation range | Intelligent defrosting | Self-diagnosis

- New appearance design;
- Ambient operation temperature is 0~46℃ and temperature range of water outlet is 5~20℃;
- Up to 16 units can be modularized in parallel;
- High efficiency shell and tube;
- Low noise operation.

| Item | Water side (water temperature) | | | | Air side (outdoor temperature) | |
|---|---|---|---|---|---|---|
| | Nominal operating condition | | Operating range | | Nominal operating condition | Operating range |
| | Inlet (℃) | Outlet (℃) | Outlet (℃) | I/O difference (℃) | DB (℃) | DB (℃) |
| Cooling | 12 | 7 | 5~20 | 2.5~6 | 35 | 0~46 |

| Model | Heat pump | | LSQWF65M/NaE-M | LSQWF80M/NaE-M | LSQWF130M/NaE-M | LSQWF160M/NaE-M |
|---|---|---|---|---|---|---|
| Capacity | Cooling/Heating | kW | 65 | 82 | 132 | 162 |
| | | RT | 18.48 | 23.32 | 37.54 | 46.07 |
| Capacity steps | | % | 0、50、100 | 0、50、100 | 0、50、100 | 0、25、50、75、100 |
| EER | | W/W | 3.20 | 3.19 | 3.20 | 3.00 |
| Power supply | | V-Ph-Hz | 400V~3N~50Hz | 400V~3N~50Hz | 400V~3N~50Hz | 400V~3N~50Hz |
| Power input | Cooling | kW | 20.3 | 25.7 | 41.2 | 54.0 |
| Compressor | Type | — | Constant Speed Scroll | | | |
| | Starting mode | — | Direct Startup | | | |
| | Quantity | — | 2 | 2 | 2 | 4 |
| Water side heat exchanger | Type | — | Dry Expansion Evaporator | | | |
| | Water flow volume | $m^3/h$ | 11.20 | 14.10 | 22.70 | 27.90 |
| | | GPM | 49 | 62 | 100 | 123 |
| | Pressure drop | kPa | 45 | 60 | 60 | 60 |
| | | ft.WG | 14.76 | 19.68 | 19.68 | 19.68 |
| | Connection pipe | — | Flange Connection | | | |
| Air side heat exchanger | Type | — | Aluminum Fin-copper Tube | | | |
| | Fan type and quantity | — | Axial-flow | | | |
| | Total fan airflow | $m^3/h$ | $2\times1.2\times10^4$ | $2\times1.4\times10^4$ | $4\times1.2\times10^4$ | $4\times1.4\times10^4$ |
| | | CFM | $2\times0.7056\times10^4$ | $2\times0.8239\times10^4$ | $4\times0.7056\times10^4$ | $4\times0.8239\times10^4$ |
| | Total fan motor power | kW | 2×0.65 | 2×0.75 | 4×0.65 | 4×0.75 |
| Sound pressure level | | dB(A) | 66 | 67 | 70 | 70 |
| Dimension | Outline(W×D×H) | mm | 2138×1025×2243 | 2138×1025×2243 | 2306×1980×2320 | 2306×1980×2320 |
| | Package(W×D×H) | mm | 2198×1085×2243 | 2198×1085×2243 | 2366×2040×2320 | 2366×2040×2320 |
| Net/Gross/Operating weight | | kg | 730/735 | 770/775 | 1280/1285 | 1540/1545 |
| Loading quantity | 40'GP/40'HQ | set | 11/11 | 11/11 | 5/5 | 5/5 |

# Inverter Modular Air-cooled Chiller(Heat Pump)

INVERTER R410A

## A Series

A Series Inverter Modular Air-cooled Chiller adopts All DC inverter and has wide operational range, compact design and can be modularized.

35kW

60/65kW


Display Panel Z26301HJ

Golden fin condenser | Inner groove copper | High efficiency | Intelligent defrosting | Wide voltage range | All DC inverter technology | Low voltage startup | Self-diagnosis

- High-efficiency and energy-saving, with all DC inverter compressor and fan;
- Quiet and wide operational range;
- Easy installation, modularized combination, intelligent control;
- With water pump switch function for prolonging service life of water pump;
- Long-distance one-key ON/OFF control.

| Item | Water side (water temperature) | | | | Air side (outdoor temperature) | |
|---|---|---|---|---|---|---|
| | Nominal operating condition | | Operating range | | Nominal operating condition | Operating range |
| | Inlet(℃) | Outlet(℃) | Outlet(℃) | I/O difference(℃) | DB(℃) | DB(℃) |
| Cooling | 12 | 7 | 5~20 | 2.5~6 | 35 | -15~52 |
| Heating | 40 | 45 | 35~50 | 2.5~6 | 7 | -20~40 |

| Model | Heat pump | | LSQWRF35VM/NaA-M | LSQWRF60VM/NaA-M | LSQWRF65VM/NaA-M |
|---|---|---|---|---|---|
| Capacity | Cooling/Heating | kW | 32/36 | 60/65 | 65/70 |
| | | RT | 9.10/10.24 | 17.06/18.48 | 18.48/19.91 |
| Capacity steps | | % | 0~100 | 0~100 | 0~100 |
| EER/COP | | W/W | 2.58/3.33 | 2.74/3.22 | 2.62/3.20 |
| Power supply | | Ph/V/Hz | 380-415V~3N~50Hz | 380-415V~3N~50Hz | 380-415V~3N~50Hz |
| Power input | Cooling | kW | 12.40 | 21.9 | 24.8 |
| | Heating | | 10.8 | 20.2 | 21.9 |
| Compressor | Type | — | Inverter Rotary | | |
| | Starting mode | — | Inverter Starting | | |
| | Quantity | — | 1 | 2 | 2 |
| Water side heat exchanger | Type | — | Dry Expansion Evaporator | | |
| | Water flow volume | l/s | 1.53 | 2.87 | 3.11 |
| | | GPM | 24 | 46 | 49 |
| | Pressure drop | kPa | 75 | 55 | 60 |
| | | ft.WG | 24.6 | 18.04 | 19.68 |
| | Connection pipe | — | G1 1/2 External Thread Connection | G2 External Thread Connection | G2 External Thread Connection |
| Air side heat exchanger | Type | — | Aluminum Fin-copper Tube | | |
| | Fan type and quantity | — | Axial-flow/2 | | |
| | Total fan airflow | l/s | $2\times0.347\times10^4$ | $2\times0.333\times10^4$ | $2\times0.333\times10^4$ |
| | | CFM | $2\times0.736\times10^4$ | $2\times0.707\times10^4$ | $2\times0.707\times10^4$ |
| | Total fan motor power | kW | 0.75 | 0.75 | 0.75 |
| Sound pressure level | | dB(A) | 62 | 68 | 68 |
| Dimension | Outline(W×D×H) | mm | 1340×845×1605 | 2200×965×1675 | 2200×965×1675 |
| | Package(W×D×H) | mm | 1420×920×1775 | 2267×1030×1867 | 2267×1030×1867 |
| Net/Gross/Operating weight | | kg | 379/391/862 | 689/725/758 | 689/725/758 |
| Loading quantity | 40'GP/40'HQ | set | 16/16 | 11/11 | 11/11 |

# Inverter Modular Air-cooled Chiller (Heat Pump) INVERTER R32

## A Series

All DC inverter, high efficiency and energy conservation, wide operation range, compact size and modular combination.

Golden fin condenser
Inner groove copper
High efficiency
Intelligent defrosting
Quiet function
Self-diagnosis
Low voltage startup
Weekly timer
Wide operation range
Wide voltage range
Memory function
Compact design
Clock display
Long-distance monitoring
Comprehensive protection
All DC inverter technology
Easier maintainability
Multi fan speed
Modular operating

》All DC inverter compressor and fan, high-efficiency and energy-saving;

》Super quiet and wide operation range;

》Convenient installation, modular combination and smart control;

》With water pump switchover function, for prolonging service life of water pump;

》Remote ON/OFF by one button, convenient for operation.

Note*: This product model is under development. Gree reserves the right to modify the specifications without prior notice. Please confirm the final specifications with sales representatives.

| Item | Water side | Heat source/User side |
|---|---|---|
| | Leaving water temperature(℃) | Dry bulb temperature (℃) |
| Cooling | 5~20 | -15~52 |
| Water heating | 35~50 | -20~40 |

| Model | Heat pump | | LSQWRF35VM/NhA-M | LSQWRF60VM/NhA-M |
|---|---|---|---|---|
| Capacity | Cooling/Heating | kW | 32/35 | 60/65 |
| | | RT | 9.10/9.95 | 17.06/18.48 |
| Capacity steps | | % | 0~100 | 0~100 |
| EER/COP | | W/W | 2.74/3.3 | 2.88/3.27 |
| Power supply | | V/Ph/Hz | 380-415V 3N~ 50Hz | 380-415V 3N~ 50Hz |
| Power input | Cooling | kW | 11.7 | 20.8 |
| | Heating | kW | 10.6 | 19.9 |
| Compressor | Type | - | Inverter Rotary | Inverter Rotary |
| | Starting mode | - | Inverter Starting | Inverter Starting |
| | Quantity | - | 1 | 2 |
| Water side heat exchanger | Type | - | Dry Expansion Evaporator | Dry Expansion Evaporator |
| | Water flow volume | l/s | 1.53 | 2.87 |
| | | GPM | 24 | 46 |
| | Pressure drop | kPa | 80 | 55 |
| | | ft.WG | 26.24 | 18.04 |
| | Connection pipe | - | G1 1/2 External Thread Connection | G2 External Thread Connection |
| Air side heat exchanger | Type | - | Aluminum Fin-copper Tube | Aluminum Fin-copper Tube |
| | Fan type and quantity | - | Axial-flow/2 | Axial-flow/2 |
| | Total fan air flow | l/s | $2\times0.175\times10^{4}$ | $2\times0.333\times10^{4}$ |
| | | CFM | $2\times0.371\times10^{4}$ | $2\times0.707\times10^{4}$ |
| | Total fan motor power | kW | 0.75 | 0.75 |
| Sound pressure level | | dB(A) | 62 | 68 |
| Dimension | Outline(W×D×H) | mm | 1340×845×1605 | 2200×965×1675 |
| | Package(W×D×H) | mm | 1420×920×1775 | 2267×1030×1867 |
| Net weight/Gross weight | | kg | 405/422 | 686/722 |
| Loading quantity | 40'GP/40'HQ | unit | 16/16 | 11/11 |

# DL Series Water-cooled Packaged Unit

R410A

Gree DL Series Water-cooled Packaged Unit is designed to supply air directly or supply air through air duct to adjust indoor ambient temperature. It has been greatly improved in various aspects such as reliability, practicability, convenient installation and transportation, and operation interface, etc. It can be widely used in workshops, shopping malls, supermarkets, hotels, office buildings, etc. The DL Series Water-cooled Packaged Unit is favored by users because of its compact structure and high energy efficiency.

Display Panel Z3D3003J

Energy saving function | Easier maintainability | Compact design | Comprehensive protection | High ESP | Long-distance monitoring

》 Energy-saving and high-efficiency

Energy efficiency of the series of units can reach Grade I and above.

》 Flexible structure, easy installation——adopts side-by-side structure for easily opening and closing the door and easy maintenance; the whole appearance is decent and good-looking.

》 Intelligent control

BMS long-distance control management.

》 Low operating noise

The unit adopts high-efficiency and low-noise scroll compressor with low-noise centrifugal fan, which has excellent air supply effect and sound insulation system for quiet operation.

》 Eco-friendly

It adopts R410A eco-friendly refrigerant.

| Voltage Range | | Condenser | | | | | Air Temp of the Evaporating Coil | | | | Default | |
|---|---|---|---|---|---|---|---|---|---|---|---|---|
| Min. V | Max. V | Cooling Water | | | | Refrigerant | DB Temp ℃ | | WB Temp ℃ | | Min. Mpa | Max. Mpa |
| | | Leaving Water Temp ℃ | | MPa | | MPa | | | | | | |
| | | Min. | Max. | Min. | Max. | | Min. | Max. | Min. | Max. | | |
| 342 | 440 | 18 | 42 | 0.14 | 1.03 | 4.2 | 15 | 35 | 13 | 24 | 0.45 | 4.2 |

| Model | | | L49S/NaE-M | L98S/NaE-M | L116S/NaE-M | L130S/NaE-M |
|---|---|---|---|---|---|---|
| Cooling capacity | | kW | 49 | 98 | 116 | 130 |
| Air flow | | $m^3/h$ | 8000 | 16000 | 19000 | 22000 |
| External static pressure | | Pa | 75 | 115 | 140 | 140 |
| Motor power | | kW | 2.2 | 4.0 | 5.5 | 5.5 |
| Non-standard static pressure | | Pa | 50~200 | 100~350 | 140~400 | 140~450 |
| Control temperature range | | °C | 16~30 | 16~30 | 16~30 | 16~30 |
| Power supply | | V/Ph/Hz | 380-400/3P/50 | | | |
| Total cooling power | | kW | 12.0 | 24.3 | 28.2 | 31.6 |
| Condenser | Mode | - | Shell-and-tube | | | |
| | Water volume | $m^3/h$ | 10.6 | 21.1 | 25.0 | 28.0 |
| | Water resistance | kPa | 35 | 44 | 45 | 45 |
| | Size | inch | 2 | 2 | 2-1/2 | |
| Evaporator | Mode | - | Finned Tube | | | |
| | Pitch of fins | mm | 1.6 | 1.6 | 1.8 | 1.8 |
| Indoor fan | Mode | - | Centrifugal | | | |
| | Drive mode | - | Belt Driving | | | |
| Filter | | - | Nylon Air Filter | | | |
| Controller | | - | Wired Controller | | | |
| Drain pipe | Condensate pipe | inch | G3/4 | | | |
| Outline dimension | Width | mm | 1700 | 1950 | 1950 | 2300 |
| | Depth | mm | 710 | 1060 | 1060 | 1200 |
| | Height | mm | 1950 | 1950 | 1950 | 2000 |
| Net weight | | kg | 540 | 870 | 950 | 1110 |

| Model | | | L145S/NaE-M | L160S/NaE-M | L196S/NaE-M | L35S/NaE-U | L55S/NaE-U | L70S/NaE-U |
|---|---|---|---|---|---|---|---|---|
| Cooling capacity | | kW | 145 | 160 | 196 | 32 | 52 | 67 |
| Air flow | | $m^3/h$ | 23000 | 26000 | 32000 | 6000 | 8400 | 11000 |
| External static pressure | | Pa | 140 | 190 | 250 | 75 | 75 | 150 |
| Motor power | | kW | 5.5 | 7.5 | 11.0 | 1.5 | 2.2 | 3.0 |
| Non-standard static pressure | | Pa | 140~450 | 190~450 | 190~500 | 50~200 | 50~200 | 150~300 |
| Control temperature range | | °C | 16~30 | | | 16~30 | | |
| Power supply | | V/Ph/Hz | 380-400/3P/50 | | | 460/3P/60 | | |
| Total cooling power | | kW | 35.5 | 39.0 | 48.4 | 8.0 | 13.2 | 16.2 |
| Condenser | Mode | - | Shell-and-tube | | | Shell-and-tube | | |
| | Water volume | $m^3/h$ | 31.2 | 34.4 | 42.1 | 6.5 | 11.2 | 12.9 |
| | Water resistance | kPa | 72.6 | 55 | 60 | 35 | 35 | 40 |
| | Size | inch | 2-1/2 | 2-1/2 | 3 | 1-1/2 | 2 | 2 |
| Evaporator | Mode | - | Finned Tube | | | Finned Tube | | |
| | Pitch of fins | mm | 1.8 | | | 1.6 | | |
| Indoor fan | Mode | - | Centrifugal | | | Centrifugal | | |
| | Drive mode | - | Belt Driving | | | Belt Driving | | |
| Filter | | - | Nylon Air Filter | | | Nylon Air Filter | | |
| Controller | | - | Wired Controller | | | Wired Controller | | |
| Drain pipe | Condensate pipe | inch | G3/4 | | | G3/4 | | |
| Outline dimension | Width | mm | 2300 | 2300 | 2650 | 1250 | 1700 | 1880 |
| | Depth | mm | 1200 | 1200 | 1220 | 710 | 710 | 835 |
| | Height | mm | 2000 | 2000 | 2150 | 1950 | 1950 | 2000 |
| Net weight | | kg | 1120 | 1130 | 1445 | 415 | 510 | 650 |

# SCREW CHILLER

High-efficiency Heat Pump Air-cooled Screw Chiller

High-efficiency Modular Air-cooled Screw Chiller

High Energy Efficiency Air-cooled Screw Chiller

High-efficiency Water-cooled Screw Chiller

Permanent Magnetic Synchronous Inverter Screw Chiller

# High-efficiency Heat Pump Air-cooled Screw Chiller R134A

Gree High-efficiency Air-cooled Screw Chiller adopts Gree brand air-cooled heat pump specialized compressor, flooded type shell-and-tube design and a totally enclosed structure. Featuring high efficiency, high reliability and low noise, this air conditioning equipment can provide cool water in summer and hot water in winter. It can be combined with fan coil unit, floor ceiling unit, packaged unit or other kinds of terminals.

Display panel
Z2F3Q

Golden fin condenser | Inner groove copper | Modular structure | Comprehensive protection | Self-diagnosis | Long-distance monitoring | Memory function | 24 hour timer | Intelligent defrosting | High efficiency

- Highly efficient and energy saving;
- Gree's efficient air-cooled heat pump specialized compressor;
- Heat pump flooded type shell-and-tube design;
- V-shaped structure for fins, efficient heat exchange design;
- Seamless connectivity on site, cooling capacity can be enlarged infinitely;
- Totally enclosed structure, low noise and low vibration design, safe and comfortable.

| Item | Water side(water temperature) | | | | Air side(outdoor temperature) | | |
|---|---|---|---|---|---|---|---|
| | Nominal operating condition | | Operating range | | Nominal operating condition | | Operating range |
| | Inlet(℃) | Outlet(℃) | Outlet(℃) | I/O difference(℃) | DB(℃) | WB(℃) | DB(℃) |
| Cooling | 12 | 7 | 5~15 | 2.5~8 | 35 | — | 18~52 |
| Heatling | 40 | 45 | 40~50 | 2.5~8 | 7 | 6 | -15~24 |

| Model | Heat pump | | LMPA30JD4E/Nb-M | LMPB30JD3E/Nb-M | LMPA40JE2E/Nb-M | LMPB40JE1E/Nb-M |
|---|---|---|---|---|---|---|
| Capacity | Cooling | kW | 315 | 340 | 400 | 445 |
| | | TR | 90 | 97 | 114 | 127 |
| | Heating | kW | 320 | 335 | 410 | 430 |
| | | TR | 91 | 95 | 117 | 122 |
| Capacity steps | | % | 25%,50%~100% | | | |
| EER | | W/W | 3.21 | 3.21 | 3.23 | 3.22 |
| COP | | W/W | 3.23 | 3.22 | 3.25 | 3.21 |
| Power supply | | V/Ph/Hz | 380V 3N~ 50Hz | | | |
| Power input | Cooling | kW | 98 | 106 | 124 | 138 |
| | Heating | kW | 99 | 104 | 126 | 134 |
| Compressor | Type | - | Semi-hermetic Screw Compressor | | | |
| | Starting mode | - | Star Delta Start | | | |
| | Quantity | - | 1 | | | |
| Water side heat exchanger | Type | - | Flooded Evaporator | | | |
| | Water flow volume | m³/h | 55 | 60.2 | 72.2 | 80.8 |
| | | GPM | 243 | 265 | 318 | 356 |
| | Pressure drop | kPa | ≤35 | ≤35 | ≤45 | ≤45 |
| | | ft.WG | ≤11.7 | ≤11.7 | ≤15.1 | ≤15.1 |
| | Connection pipe | - | DN100 | DN100 | DN125 | DN125 |
| Air side heat exchanger | Type | - | Aluminum Fin-copper Tube | | | |
| | Total fan air flow | m³/h | 20000×6 | 21500×6 | 20000×8 | 21500×8 |
| | | CFM | 11772×6 | 12654×6 | 11772×8 | 12654×8 |
| | Total fan motor power | kW | 1.5×6 | 1.8×6 | 1.5×8 | 1.8×8 |
| Dimension | Outline(WxDxH) | mm | 3670×2250×2550 | 3670×2250×2550 | 4890×2250×2550 | 4890×2250×2550 |
| | Package(WxDxH) | mm | 3820×2330×2550 | 3820×2330×2550 | 5040×2330×2550 | 5040×2330×2550 |
| Net/Gross/Operating Weight | | kg | 4570/4610/4661 | 4600/4640/4692 | 5435/5475/5544 | 5500/5540/5610 |
| Loading quantity | 40'GP/40'HQ | set | 0/2 | 0/2 | 0/2 | 0/2 |

| Model | Heat pump | | LMPA50LE8E/Nb-M | LMPB50LE7E/Nb-M | LMPA33LF6E/Nb-M | LMPB33LF5E/Nb-M |
|---|---|---|---|---|---|---|
| Capacity | Cooling | kW | 505 | 550 | 640 | 690 |
| | | TR | 144 | 156 | 182 | 196 |
| | Heating | kW | 520 | 545 | 645 | 685 |
| | | TR | 148 | 155 | 183 | 195 |
| Capacity steps | | % | 25%,50%~100% | | 12.5%,25%~100% | |
| EER | | W/W | 3.22 | 3.25 | 3.20 | 3.21 |
| COP | | W/W | 3.25 | 3.22 | 3.26 | 3.25 |
| Power supply | | V/Ph/Hz | 380V 3N~ 50Hz | | | |
| Power input | Cooling | kW | 157 | 169 | 200 | 215 |
| | Heating | kW | 160 | 169 | 198 | 211 |
| Compressor | Type | - | Semi-hermetic Screw Compressor | | | |
| | Starting mode | - | Star Delta Start | | | |
| | Quantity | - | 1 | | 2 | |
| Water side heat exchanger | Type | - | Flooded Evaporator | | | |
| | Water flow volume | m³/h | 89.4 | 99.8 | 111.8 | 120.4 |
| | | GPM | 394 | 440 | 493 | 531 |
| | Pressure drop | kPa | ≤45 | ≤45 | ≤55 | ≤55 |
| | | ft.WG | ≤15.1 | ≤15.1 | ≤18.4 | ≤18.4 |
| | Connection pipe | - | DN125 | DN125 | DN150 | DN150 |
| Air side heat exchanger | Type | - | Aluminum Fin-copper Tube | | | |
| | Total fan air flow | m³/h | 20000×10 | 21500×10 | 20000×8 | 21500×8 |
| | | CFM | 11772×10 | 12654×10 | 11772×8 | 12654×8 |
| | Total fan motor power | kW | 1.5×10 | 1.8×10 | 1.5×12 | 1.8×12 |
| Dimension | Outline(WxDxH) | mm | 6110×2250×2550 | 6110×2250×2550 | 7340×2250×2550 | 7340×2250×2550 |
| | Package(WxDxH) | mm | 6260×2330×2550 | 6260×2330×2550 | 7490×2330×2550 | 7490×2330×2550 |
| Net/Gross/Operating Weight | | kg | 6455/6495/6584 | 6590/6630/6722 | 8550/8590/8721 | 8410/8450/8578 |
| Loading quantity | 40'GP/40'HQ | set | 0/1 | 0/1 | 0/1 | 0/1 |

Note：The parameters are estimated, please refer to the value on the nameplate.

# High-efficiency Modular Air-cooled Screw Chiller

R134A

It is a kind of high-efficiency air-cooled screw chillers that can be connected to all sorts of fan coil units to realize cooling/heating for civil or industrial buildings.

Display panel
Z2F3Q

Golden fin condenser | Inner groove copper | Comprehensive protection | Self-diagnosis | Memory function | 24 hour timer | Long-distance monitoring | High efficiency | Modular structure

》Thanks to V type fin structure, unit features small refrigerant pressure loss and high efficiency.

》With flooded type shell-and-tube design, evaporating temperature is increased, hence improving the heat exchanging efficiency and energy efficiency.

》Unit adopts low noise fan blades and specialized compressor noise reduction device, therefore sound level falls to 5dB(A) lower than the 2nd generation.

》Due to the totally-enclosed design, its appearance is harmonious and nice-looking.

| Item | Water side (water temperature) | | | | Air side (outdoor temperature) | | |
|---|---|---|---|---|---|---|---|
| | Nominal operating condition | | Operating range | | Nominal operating condition | | Operating range |
| | Inlet(℃) | Outlet(℃) | Outlet(℃) | I/O difference(℃) | DB(℃) | WB(℃) | DB(℃) |
| Cooling | 12 | 7 | 5~15 | 2.5~8 | 35 | — | 18~52 |

| Model | Heat pump | | LMPB43LG4E/Nb-M | LMPB43LG3E/Nb-M | LMPA44LF2E/Nb-M | LMPB44LF1E/Nb-M | LMPB54NG2E/Nb-M |
|---|---|---|---|---|---|---|---|
| Capacity | Cooling | kW | 730 | 790 | 825 | 900 | 1000 |
| | | TR | 208 | 225 | 235 | 256 | 284 |
| | Heating | kW | 755 | 785 | 815 | 890 | 980 |
| | | TR | 215 | 223 | 232 | 253 | 279 |
| Capacity steps | | % | 12.5%,25%~100% | | | | |
| EER | | W/W | 3.24 | 3.22 | 3.24 | 3.23 | 3.25 |
| COP | | W/W | 3.25 | 3.23 | 3.26 | 3.22 | 3.23 |
| Power supply | | V/Ph/Hz | 380V 3N~ 50Hz | | | | |
| Power input | Cooling | kW | 225 | 245 | 255 | 279 | 308 |
| | Heating | kW | 232 | 243 | 250 | 276 | 303 |
| Compressor | Type | - | Semi-hermetic Screw Compressor | | | | |
| | Starting mode | - | Star Delta Start | | | | |
| | Quantity | - | 2 | | | | |
| Water side heat exchanger | Type | - | Flooded Evaporator | | | | |
| | Water flow volume | m³/h | 129 | 141 | 147.9 | 163.4 | 180.6 |
| | | GPM | 569 | 622 | 652 | 720 | 796 |
| | Pressure drop | kPa | ≤55 | ≤55 | ≤65 | ≤60 | ≤70 |
| | | ft.WG | ≤18.4 | ≤18.4 | ≤21.7 | ≤20.1 | ≤23.4 |
| | Connection pipe | - | DN150 | DN150 | DN150 | DN150 | DN200 |
| Air side heat exchanger | Type | - | Aluminum Fin-copper Tube | | | | |
| | Total fan air flow | m³/h | 20000×14 | 21500×14 | 20000×16 | 21500×16 | 21500×18 |
| | | CFM | 20000×14 | 12654×14 | 11772×16 | 12654×16 | 12654×18 |
| | Total fan motor power | kW | 1.5×14 | 1.8×14 | 1.5×16 | 1.8×16 | 1.8×18 |
| Dimension | Outline(WxDxH) | mm | 8560×2250×2550 | 8560×2250×2550 | 9780×2250×2550 | 9780×2250×2550 | 11000×2250×2550 |
| | Package(WxDxH) | mm | 8710×2330×2550 | 8710×2330×2550 | 9930×2330×2550 | 9930×2330×2550 | 11150×2330×2550 |
| Net/Gross/Operating Weight | | kg | 9900/9940/10098 | 10075/10115/10277 | 10910/10950/11128 | 11110/11150/11332 | 12380/12420/12628 |
| Loading quantity | 40'GP/40'HQ | set | 0/1 | 0/1 | 0/1 | 0/1 | 0/1 |

| Model | Heat pump | | LMPB50LE750LE7E/Nb-M | LMPB33LF550LE7E/Nb-M | LMPB33LF533LF5E/Nb-M | LMPB33LF543LG3E/Nb-M | LMPB43LG343LG3E/Nb-M |
|---|---|---|---|---|---|---|---|
| Capacity | Cooling | kW | 1120 | 1240 | 1380 | 1480 | 1580 |
| | | TR | 318 | 353 | 392 | 421 | 449 |
| | Heating | kW | 1075 | 1230 | 1370 | 1470 | 1570 |
| | | TR | 306 | 350 | 390 | 418 | 446 |
| Capacity steps | | % | 12.5%,25%~100% | 8.3%,16.7%~100% | 6.3%,12.5%~100% | | |
| EER | | W/W | 3.24 | 3.23 | 3.21 | 3.22 | 3.22 |
| COP | | W/W | 3.22 | 3.24 | 3.25 | 3.24 | 3.23 |
| Power supply | | V/Ph/Hz | 380V 3N~ 50Hz | | | | |
| Power input | Cooling | kW | 346 | 384 | 430 | 460 | 490 |
| | Heating | kW | 334 | 380 | 422 | 454 | 486 |
| Compressor | Type | - | Semi-hermetic Screw Compressor | | | | |
| | Starting mode | - | Star Delta Start | | | | |
| | Quantity | - | 2 | 3 | 4 | 4 | 4 |
| Water side heat exchanger | Type | - | Flooded Evaporator | | | | |
| | Water flow volume | m³/h | 199.5 | 220.2 | 240.8 | 261.4 | 283.8 |
| | | GPM | 880 | 971 | 1062 | 1153 | 1251 |
| | Pressure drop | kPa | ≤55 | ≤55 | ≤60 | ≤60 | ≤60 |
| | | ft.WG | ≤18.4 | ≤18.4 | ≤20.1 | ≤20.1 | ≤20.1 |
| | Connection pipe | - | 2×DN125 | DN150+DN125 | 2×DN150 | 2×DN150 | 2×DN150 |
| Air side heat exchanger | Type | - | Aluminum Fin-copper Tube | | | | |
| | Total fan air flow | m³/h | 21500×20 | 21500×22 | 21500×24 | 21500×26 | 21500×28 |
| | | CFM | 12654×20 | 12654×22 | 12654×24 | 12654×26 | 12654×28 |
| | Total fan motor power | kW | 1.8×20 | 1.8×22 | 1.8×24 | 1.8×26 | 1.8×28 |
| Dimension | Outline(WxDxH) | mm | 12230×2250×2550 | 13450×2250×2550 | 14670×2250×2550 | 15890×2250×2550 | 17120×2250×2550 |
| | Package(WxDxH) | mm | 12380×2330×2550 | 13600×2330×2550 | 14820×2330×2550 | 16040×2330×2550 | 17270×2330×2550 |
| Net/Gross/Operating Weight | | kg | 13160/13200/13423 | 15000/15040/15300 | 16820/16860/17156 | 18485/18525/18855 | 20150/20190/20553 |
| Loading quantity | 40'GP/40'HQ | set | 0/0 | 0/0 | 0/0 | 0/0 | 0/0 |

Note：The parameters are estimated, please refer to the value on the nameplate.

| Model | Cooling | | LMEA30JD3E/Nb-M | LMEB30JD2E/Nb-M | LMEA40LE5E/Nb-M | LMEB40LE4E/Nb-M |
|---|---|---|---|---|---|---|
| Capacity | Cooling | kW | 320 | 350 | 420 | 470 |
| | | TR | 91.0 | 99.5 | 119.4 | 133.6 |
| Capacity steps | | % | 25%,50%~100% | 25%,50%~100% | 25%,50%~100% | 25%,50%~100% |
| EER | | W/W | 3.20 | 3.24 | 3.23 | 3.22 |
| Power supply | | V/Ph/Hz | 380V 3N~50Hz | 380V 3N~50Hz | 380V 3N~50Hz | 380V 3N~50Hz |
| Power input | Cooling | kW | 100 | 108 | 130 | 146 |
| Compressor | Type | - | Semi-hermetic Screw | | | |
| | Starting mode | - | Star Delta Start | | | |
| | Quantity | - | 1 | 1 | 1 | 1 |
| Water side heat exchanger | Type | - | Flooded Evaporator | | | |
| | Water flow volume | m³/h | 55.0 | 60.2 | 72.2 | 80.8 |
| | | GPM | 243 | 265 | 319 | 356 |
| | Pressure drop | kPa | ≤35 | ≤35 | ≤45 | ≤45 |
| | | ft.WG | ≤11.7 | ≤11.7 | ≤15.1 | ≤15.1 |
| | Connection pipe | - | DN100 | DN100 | DN125 | DN125 |
| Air side heat exchanger | Type | - | Aluminum Fin-Copper Tube | | | |
| | Total fan air flow | m³/h | 20000×6 | 20000×6 | 20000×8 | 20000×8 |
| | | CFM | 11772×6 | 11772×6 | 11772×8 | 11772×8 |
| | Total fan motor power | kW | 1.5×6 | 1.5×6 | 1.5×8 | 1.5×8 |
| Dimension | Outline(W×D×H) | mm | 3670×2250×2550 | 3670×2250×2550 | 4890×2250×2550 | 4890×2250×2550 |
| | Package(W×D×H) | mm | 3750×2330×2550 | 3750×2330×2550 | 4970×2330×2550 | 4970×2330×2550 |
| Net/Gross/Operating Weight | | kg | 4130/4170/4213 | 4310/4350/4396 | 5210/5250/5314 | 5515/5555/5625 |
| Loading quantity | 40'GP/40'HQ | set | 0/2 | 0/2 | 0/2 | 0/2 |

| Model | Cooling | | LMEA50LE3E/Nb-M | LMEB50LE2E/Nb-M | LMEA33LF8E/Nb-M | LMEB33LF6E/Nb-M |
|---|---|---|---|---|---|---|
| Capacity | Cooling | kW | 520 | 580 | 650 | 700 |
| | | TR | 147.9 | 164.9 | 184.8 | 199.1 |
| Capacity steps | | % | 25%,50%~100% | 25%,50%~100% | 12.5%,25%~100% | 12.5%,25%~100% |
| EER | | W/W | 3.21 | 3.22 | 3.25 | 3.24 |
| Power supply | | V/Ph/Hz | 380V 3N~50Hz | 380V 3N~50Hz | 380V 3N~50Hz | 380V 3N~50Hz |
| Power input | Cooling | kW | 162 | 180 | 200 | 216 |
| Compressor | Type | - | Semi-hermetic Screw | | | |
| | Starting mode | - | Star Delta Start | | | |
| | Quantity | - | 1 | 1 | 2 | 2 |
| Water side heat exchanger | Type | - | Flooded Evaporator | | | |
| | Water flow volume | m³/h | 89.4 | 99.8 | 111.8 | 120.4 |
| | | GPM | 394 | 440 | 493 | 531 |
| | Pressure drop | kPa | ≤45 | ≤45 | ≤55 | ≤55 |
| | | ft.WG | ≤15.1 | ≤15.1 | ≤18.4 | ≤18.4 |
| | Connection pipe | - | DN125 | DN125 | DN150 | DN150 |
| Air side heat exchanger | Type | - | Aluminum Fin-Copper Tube | | | |
| | Total fan air flow | m³/h | 20000×10 | 20000×10 | 20000×12 | 20000×12 |
| | | CFM | 11772×10 | 11772×10 | 11772×12 | 11772×12 |
| | Total fan motor power | kW | 1.5×10 | 1.5×10 | 1.5×12 | 1.5×12 |
| Dimension | Outline(W×D×H) | mm | 6110×2250×2550 | 6110×2250×2550 | 7340×2250×2550 | 7340×2250×2550 |
| | Package(W×D×H) | mm | 6190×2330×2550 | 6190×2330×2550 | 7420×2330×2550 | 7420×2330×2550 |
| Net/Gross/Operating Weight | | kg | 5980/6020/6100 | 6240/6280/6365 | 7920/7960/8078 | 8120/8160/8282 |
| Loading quantity | 40'GP/40'HQ | set | 0/1 | 0/1 | 0/1 | 0/1 |

Note：The above models have got AHRI certification.These are estimated parameters, please refer to the nameplate.

| Model | Cooling | | LMEB43LF7E/Nb-M | LMEB43LF5E/Nb-M | LMEA44NF4E/Nb-M | LMEB44NF2E/Nb-M |
|---|---|---|---|---|---|---|
| Capacity | Cooling | kW | 750 | 820 | 860 | 940 |
| | | TR | 213.3 | 233.2 | 244.5 | 267.3 |
| Capacity steps | | % | 12.5%,25%~100% | 12.5%,25%~100% | 12.5%,25%~100% | 12.5%,25%~100% |
| EER | | W/W | 3.19 | 3.22 | 3.25 | 3.24 |
| Power supply | | V/Ph/Hz | 380V 3N~50Hz | 380V 3N~50Hz | 380V 3N~50Hz | 380V 3N~50Hz |
| Power input | Cooling | kW | 235 | 255 | 265 | 290 |
| Compressor | Type | - | Semi-hermetic Screw | | | |
| | Starting mode | - | Star Delta Start | | | |
| | Quantity | - | 2 | 2 | 2 | 2 |
| Water side heat exchanger | Type | - | Flooded Evaporator | | | |
| | Water flow volume | m³/h | 129.0 | 141.0 | 147.9 | 161.7 |
| | | GPM | 569 | 622 | 652 | 713 |
| | Pressure drop | kPa | ≤55 | ≤55 | ≤65 | ≤60 |
| | | ft.WG | ≤18.4 | ≤18.4 | ≤21.7 | ≤20.1 |
| | Connection pipe | - | DN150 | DN150 | DN150 | DN150 |
| Air side heat exchanger | Type | - | Aluminum Fin-Copper Tube | | | |
| | Total fan air flow | m³/h | 20000×14 | 20000×14 | 20000×16 | 20000×16 |
| | | CFM | 11772×14 | 11772×14 | 11772×16 | 11772×16 |
| | Total fan motor power | kW | 1.5×14 | 1.5×14 | 1.5×16 | 1.5×16 |
| Dimension | Outline(W×D×H) | mm | 8560×2250×2550 | 8560×2250×2550 | 9780×2250×2550 | 9780×2250×2550 |
| | Package(W×D×H) | mm | 8640×2330×2550 | 8640×2330×2550 | 9860×2330×2550 | 9860×2330×2550 |
| Net/Gross/Operating Weight | | kg | 8350/8390/8517 | 9110/9150/9292 | 9860/9900/10057 | 9970/10010/10169 |
| Loading quantity | 40'GP/40'HQ | set | 0/1 | 0/1 | 0/1 | 0/1 |

| Model | Cooling | | LMEB54NG3E/Nb-M | LMEB54NGZE/Nb-M | LMEB33LF850LE3E /Nb-M | LMEB33LF650LE2E /Nb-M |
|---|---|---|---|---|---|---|
| Capacity | Cooling | kW | 950 | 1050 | 1160 | 1280 |
| | | TR | 270.1 | 298.6 | 329.9 | 364.0 |
| Capacity steps | | % | 12.5%,25%~100% | 12.5%,25%~100% | 8.3%,16.7%~100% | 8.3%,16.7%~100% |
| EER | | W/W | 3.22 | 3.23 | 3.22 | 3.20 |
| Power supply | | V/Ph/Hz | 380V 3N~50Hz | 380V 3N~50Hz | 380V 3N~50Hz | 380V 3N~50Hz |
| Power input | Cooling | kW | 295 | 325 | 360 | 400 |
| Compressor | Type | - | Semi-hermetic Screw | | | |
| | Starting mode | - | Star Delta Start | | | |
| | Quantity | - | 2 | 2 | 3 | 3 |
| Water side heat exchanger | Type | - | Flooded Evaporator | | | |
| | Water flow volume | m³/h | 163.40 | 180.60 | 199.50 | 220.20 |
| | | GPM | 720.00 | 796.00 | 880.00 | 971.00 |
| | Pressure drop | kPa | ≤60 | ≤70 | ≤55 | ≤55 |
| | | ft.WG | ≤20.1 | ≤23.4 | ≤18.4 | ≤18.4 |
| | Connection pipe | - | DN150 | DN150 | DN150+DN125 | DN150+DN125 |
| Air side heat exchanger | Type | - | Aluminum Fin-Copper Tube | | | |
| | Total fan air flow | m³/h | 20000×18 | 20000×18 | 20000×22 | 20000×22 |
| | | CFM | 11772×18 | 11772×18 | 11772×22 | 11772×22 |
| | Total fan motor power | kW | 1.5×18 | 1.8×18 | 1.5×22 | 1.5×22 |
| Dimension | Outline(W×D×H) | mm | 11000×2250×2550 | 11000×2250×2550 | 13450×2250×2550 | 13450×2250×2550 |
| | Package(W×D×H) | mm | 11080×2330×2550 | 11080×2330×2550 | 13530×2330×2550 | 13530×2330×2550 |
| Net/Gross/Operating Weight | | kg | 10280/10360/10486 | 11150/11230/11373 | 13900/13980/14178 | 14470/14550/14759 |
| Loading quantity | 40'GP/40'HQ | set | 0/1 | 0/1 | 0/0 | 0/0 |

Note：The above models have got AHRI certification.These are estimated parameters, please refer to the nameplate.

| Model | Cooling | | LMEB33LF833LF8E /Nb-M | LMEB33LF633LF6E /Nb-M | LMEB33LF643LF5E /Nb-M | LMEB43LF743LF7E /Nb-M | LMEB43LF543LF5E /Nb-M |
|---|---|---|---|---|---|---|---|
| Capacity | Cooling | kW | 1320 | 1400 | 1500 | 1520 | 1650 |
| | | TR | 375.4 | 398.1 | 426.5 | 426.5 | 469.2 |
| Capacity steps | | % | 6.25%,12.5%~100% | 6.25%,12.5%~100% | 6.25%,12.5%~100% | 6.25%,12.5%~100% | 6.25%,12.5%~100% |
| EER | | W/W | 3.22 | 3.22 | 3.23 | 3.23 | 3.20 |
| Power supply | | V/Ph/Hz | 380V 3N~50Hz | 380V 3N~50Hz | 380V 3N~50Hz | 380V 3N~50Hz | 380V 3N~50Hz |
| Power input | Cooling | kW | 410 | 435 | 465 | 470 | 515 |
| Compressor | Type | - | Semi-hermetic Screw | | | | |
| | Starting mode | - | Star Delta Start | | | | |
| | Quantity | - | 4 | 4 | 4 | 4 | 4 |
| Water side heat exchanger | Type | - | Flooded Evaporator | | | | |
| | Water flow volume | m³/h | 227.0 | 240.8 | 258.0 | 261.4 | 283.8 |
| | | GPM | 1001 | 1062 | 1138 | 1153 | 1251 |
| | Pressure drop | kPa | ≤60 | ≤60 | ≤60 | ≤60 | ≤60 |
| | | ft.WG | ≤20.1 | ≤20.1 | ≤20.1 | ≤20.1 | ≤20.1 |
| | Connection pipe | - | 2×DN150 | 2×DN150 | 2×DN150 | 2×DN150 | 2×DN150 |
| Air side heat exchanger | Type | - | Aluminum Fin-Copper Tube | | | | |
| | Total fan air flow | m³/h | 20000×24 | 20000×24 | 20000×26 | 20000×28 | 20000×28 |
| | | CFM | 11772×24 | 11772×24 | 11772×26 | 11772×28 | 11772×28 |
| | Total fan motor power | kW | 1.5×24 | 1.5×24 | 1.5×26 | 1.5×28 | 1.5×28 |
| Dimension | Outline(W×D×H) | mm | 14670×2250×2550 | 14670×2250×2550 | 15890×2250×2550 | 17120×2250×2550 | 17120×2250×2550 |
| | Package(W×D×H) | mm | 14750×2330×2550 | 14750×2330×2550 | 15970×2330×2550 | 17200×2330×2550 | 17200×2330×2550 |
| Net/Gross/Operating Weight | | kg | 14880/14960/15178 | 15840/15920/16157 | 17140/17220/17483 | 16950/17030/17289 | 18470/18550/18839 |
| Loading quantity | 40'GP/40'HQ | set | 0/0 | 0/0 | 0/0 | 0/0 | 0/0 |

Note：The above models have got AHRI certification.These are estimated parameters, please refer to the nameplate.

# High Energy Efficiency Air-cooled Screw Chiller

R134A

Gree High Energy Efficiency Air-cooled Screw Chiller adopts the dedicated air-cooled screw compressor of Gree brand, flooded shell and tube design and a fully closed structure. It has the characteristic of high energy efficiency, high reliability and low noise, providing cold water for the user in summer. It can be used in all kinds of large centralized air conditioning systems consisting of terminal air handling units such as fan coil units, horizontal and vertical mounted units and combined type air conditioners.

Display panel
Z2F3Q

Golden fin condenser | Inner groove copper | Modular structure | Comprehensive protection | Self-diagnosis | Long-distance monitoring | Memory function | 24 hour timer | High efficiency

- Highly efficient and energy saving;
- Gree's efficient air-cooled heat pump specialized compressor;
- Heat pump flooded type shell-and-tube design;
- V-shaped structure for fins, efficient heat exchange design;
- Seamless connectivity on site, cooling capacity can be enlarged infinitely;
- Totally enclosed structure, low noise and low vibration design, safe and comfortable.

| Item | Water side(water temperature) | | | | Air side(outdoor temperature) | | |
|---|---|---|---|---|---|---|---|
| | Nominal operating condition | | Operating range | | Nominal operating condition | | Operating range |
| | Inlet(℃) | Outlet(℃) | Outlet(℃) | I/O difference(℃) | DB(℃) | WB(℃) | DB(℃) |
| Cooling | 12 | 7 | 5~15 | 2.5~8 | 35 | — | 18~52 |

# High-efficiency Water-cooled Screw Chiller

R134A

## LHE Series

High-efficiency water-cooled screw chiller is specially desinged for improving efficiency and reducing operation cost. This chiller adopts Gree self-developed semi-hermetic twin screw compressor, high-efficiency flooded heat exchanger and eco-friendly R134a. Its EER can be up to 6.3. The cooling capacity under nominal working condition is 260~2100kW. LHE series high-efficiency water-cooled screw chiller can be applied for office buildings, hospitals, schools, shopping malls as well as factories.

High efficiency

Compact design

Energy saving function

Easier maintainability

》Semi-closed dual screw compressor for high efficiency;
》Low pressure loss design;
》Efficient vertical oil separator: with a tight structure, cyclone separation, inertial impaction, natural setting and adsorption separation, oil and gas is separated thoroughly. Oil separation efficiency is up to 99.89%.

| Model | Cooling only | | LSBLGF320MH /NbA-M* | LSBLGF420MH /NbA-M* | LSBLGF520MH /NbA-M* | LSBLGF580MH /NbA-M* | LSBLGF650MH /NbA-M* | LSBLGF750MH /NbA-M* |
|---|---|---|---|---|---|---|---|---|
| Capacity | Cooling | kW | 320 | 420 | 520 | 580 | 650 | 750 |
| | | TR | 91.0 | 119.4 | 147.9 | 164.9 | 184.8 | 213.3 |
| Capacity steps | | % | 25%,50%~100% | 25%,50%~100% | 25%,50%~100% | 25%,50%~100% | 12.5%,25%~100% | 12.5%,25%~100% |
| EER | | W/W | 3.20 | 3.23 | 3.21 | 3.22 | 3.25 | 3.26 |
| Power supply | | V/Ph/Hz | 380V 3N~ 50Hz | 380V 3N~ 50Hz | 380V 3N~ 50Hz | 380V 3N~ 50Hz | 380V 3N~ 50Hz | 380V 3N~ 50Hz |
| Power input | Cooling | kW | 100 | 130 | 162 | 180 | 200 | 230 |
| Compressor | Type | - | Semi-hermetic Screw | Semi-hermetic Screw | Semi-hermetic Screw | Semi-hermetic Screw | Semi-hermetic Screw | Semi-hermetic Screw |
| | Starting mode | - | Star Delta Start | Star Delta Start | Star Delta Start | Star delta start | Star Delta Start | Star Delta Start |
| | Quantity | - | 1 | 1 | 1 | 1 | 2 | 2 |
| Water side heat exchanger | Type | - | Flooded Evaporator | Flooded Evaporator | Flooded Evaporator | Flooded Evaporator | Flooded Evaporator | Flooded Evaporator |
| | Water flow volume | m³/h | 55.0 | 72.2 | 89.4 | 99.8 | 111.8 | 129.0 |
| | | GPM | 243 | 319 | 394 | 440 | 493 | 569 |
| | Pressure drop | kPa | ≤35 | ≤45 | ≤45 | ≤45 | ≤55 | ≤55 |
| | | ft.WG | ≤11.7 | ≤15.1 | ≤15.1 | ≤15.1 | ≤18.4 | ≤18.4 |
| | Connection pipe | - | DN100 | DN125 | DN125 | DN125 | DN150 | DN150 |
| Air side heat exchanger | Type | - | Aluminum Fin-cooper Tube | | | | | |
| | Total fan air flow | m³/h | 20000×6 | 20000×8 | 20000×10 | 20000×10 | 20000×12 | 20000×14 |
| | | CFM | 11772×6 | 11772×8 | 11772×10 | 11772×10 | 11772×12 | 11772×14 |
| | Total fan motor power | kW | 1.5×6 | 1.5×8 | 1.5×10 | 1.5×10 | 1.5×12 | 1.5×14 |
| Dimension | Outline(W×D×H) | mm | 3670×2250×2550 | 4890×2250×2550 | 6110×2250×2550 | 6110×2250×2550 | 7340×2250×2550 | 8560×2250×2550 |
| | Package(W×D×H) | mm | 3750×2330×2550 | 4970×2330×2550 | 6190×2330×2550 | 6190×2330×2550 | 7420×2330×2550 | 8640×2330×2550 |
| Net/Gross/Operating weight | | kg | 3980/4020/4060 | 4990/5030/5090 | 5930/5970/6049 | 6100/6140/6222 | 7440/7480/7589 | 8350/8390/8517 |
| Loading quantity | 40'GP/40'HQ | unit | 0/2 | 0/2 | 0/1 | 0/1 | 0/1 | 0/1 |

Note：*This product is under development. The parameters are estimated, please refer to the value on the nameplate.

| Model | Cooling only | | LSBLGF860MH /NbA-M* | LSBLGF950MH /NbA-M* | LSBLGF1050MH /NbA-M* | LSBLGF1160MH /NbA-M* | LSBLGF1320MH /NbA-M* | LSBLGF1520MH /NbA-M* |
|---|---|---|---|---|---|---|---|---|
| Capacity | Cooling | kW | 860 | 950 | 1050 | 1160 | 1320 | 1520 |
| | | TR | 244.5 | 270.1 | 298.6 | 329.9 | 375.4 | 432.2 |
| Capacity steps | | % | 12.5%,25%~100% | 12.5%,25%~100% | 12.5%,25%~100% | 8.3%,16.7%~100% | 6.25%,12.5%~100% | 6.25%,12.5%~100% |
| EER | | W/W | 3.31 | 3.39 | 3.28 | 3.31 | 3.34 | 3.38 |
| Power supply | | V/Ph/Hz | 380V 3N~ 50Hz | 380V 3N~ 50Hz | 380V 3N~ 50Hz | 380V 3N~ 50Hz | 380V 3N~ 50Hz | 380V 3N~ 50Hz |
| Power input | Cooling | kW | 260 | 280 | 320 | 350 | 395 | 450 |
| Compressor | Type | - | Semi-hermetic Screw | Semi-hermetic Screw | Semi-hermetic sScrew | Semi-hermetic Screw | Semi-hermetic Screw | Semi-hermetic Screw |
| | Starting mode | - | Star Delta Start | Star Delta Start | Star Delta Start | Star Delta Start | Star Delta Start | Star Delta Start |
| | Quantity | - | 2 | 2 | 2 | 3 | 4 | 4 |
| Water side heat exchanger | Type | - | Flooded Evaporator | Flooded Evaporator | Flooded Evaporator | Flooded Evaporator | Flooded Evaporator | Flooded Evaporator |
| | Water flow volume | m³/h | 147.9 | 163.4 | 180.6 | 199.5 | 227.0 | 261.4 |
| | | GPM | 652 | 720 | 796 | 880 | 1001 | 1153 |
| | Pressure drop | kPa | ≤65 | ≤60 | ≤70 | ≤55 | ≤60 | ≤60 |
| | | ft.WG | ≤21.7 | ≤20.1 | ≤23.4 | ≤18.4 | ≤20.1 | ≤20.1 |
| | Connection pipe | - | DN150 | DN150 | DN150 | DN150+DN125 | 2×DN150 | 2×DN150 |
| Air side heat exchanger | Type | - | Aluminum Fin-copper Tube | | | | | |
| | Total fan air flow | m³/h | 20000×16 | 20000×18 | 21500×18 | 20000×22 | 20000×24 | 20000×28 |
| | | CFM | 11772×16 | 11772×18 | 12654×18 | 11772×22 | 11772×24 | 11772×28 |
| | Total fan motor power | kW | 1.5×16 | 1.5×18 | 1.8×18 | 1.5×22 | 1.5×24 | 1.5×28 |
| Dimension | Outline(W×D×H) | mm | 9780×2250×2550 | 11000×2250×2550 | 11000×2250×2550 | 13450×2250×2550 | 14670×2250×2550 | 17120×2250×2550 |
| | Package(W×D×H) | mm | 9860×2330×2550 | 11080×2330×2550 | 11080×2330×2550 | 13530×2330×2550 | 14750×2330×2550 | 17200×2330×2550 |
| Net/Gross/Operating weight | | kg | 9130/9170/9313 | 10280/10320/10486 | 10510/10590/10720 | 13370/13450/13637 | 14880/14960/15178 | 16950/17030/17289 |
| Loading quantity | 40'GP/40'HQ | unit | 0/1 | 0/1 | 0/1 | 0/0 | 0/0 | 0/0 |

Note：*This product is under development. The parameters are estimated, please refer to the value on the nameplate.

| Operating condition of nominal cooling (water temperature) | | | | Operating range (water temperature) | | | |
|---|---|---|---|---|---|---|---|
| Chilled water | | Cooling water | | Chilled water | | Cooling water | |
| Inlet(℃) | Outlet(℃) | Inlet(℃) | Outlet(℃) | Outlet(℃) | I/O difference(℃) | Inlet(℃) | I/O difference(℃) |
| - | 7 | 30 | - | 4~15 | 2.5~8 | 18~35 | 3.5~8 |

| Model LHE_/Nb | | | 353CE5AE2 | 353CE4AE1E | 533CE3CE3 | 553CE2CE2 | 553CE1CE1E | 643EE7EE7 |
|---|---|---|---|---|---|---|---|---|
| Cooling capacity | | kW | 261.6 | 294.7 | 341.3 | 367.9 | 425.8 | 455.3 |
| | | RT | 74.4 | 83.8 | 97.0 | 104.6 | 121.1 | 129.4 |
| Capacity adjustment range | | % | 25%-100% | | | | | |
| EER | | W/W | 5.89 | 5.94 | 6.01 | 6.05 | 6.06 | 6.02 |
| IPLV | | W/W | 6.94 | 7.04 | 7.11 | 7.16 | 7.11 | 7.04 |
| Power supply | | V/Ph/Hz | 380V 3~ 50Hz | | | | | |
| Power input | | kW | 44.4 | 49.6 | 56.8 | 60.8 | 70.3 | 75.6 |
| RLA | | A | 78.4 | 87.6 | 100.4 | 107.4 | 124.2 | 133.6 |
| Compressor | Type | - | Semi-closed permanent magnetic synchronous inverter screw compressor | | | | | |
| | Starting mode | - | Y— △ /Soft start | | | | | |
| | Quantity | - | 1 | 1 | 1 | 1 | 1 | 1 |
| Refrigerant charge volume | | kg | 85 | 100 | 105 | 110 | 115 | 130 |
| Refrigeration oil | Type | - | CPI-Solest-170 | | | | | |
| | Charge volume | L | 20 | 20 | 20 | 23 | 23 | 23 |
| Evaporator | Type | - | Flooded shell and tube evaporator | | | | | |
| | Fouling factor | m·℃/kW | 0.018 | 0.018 | 0.018 | 0.018 | 0.018 | 0.018 |
| | Water flow rate | $m^3/h$ | 41 | 46 | 53 | 58 | 125 | 71 |
| | | GPM | 180 | 203 | 235 | 253 | 549 | 313 |
| | Pressure drop | kPa | 36.6 | 37.8 | 32.5 | 35.6 | 32.1 | 33.7 |
| | | $ft.H_2O$ | 12.0 | 12.4 | 10.7 | 11.7 | 10.5 | 11.1 |
| | Connection pipe | mm | DN100 | DN100 | DN100 | DN100 | DN100 | DN125 |
| Condenser | Type | - | Horizontal shell and tube condenser | | | | | |
| | Fouling factor | m·℃/kW | 0.044 | 0.044 | 0.044 | 0.044 | 0.044 | 0.044 |
| | Water flow volume | $m^3/h$ | 51 | 57 | 66 | 71 | 83 | 88 |
| | | GPM | 224 | 252 | 292 | 314 | 363 | 389 |
| | Pressure drop | kPa | 41.9 | 44.7 | 42.2 | 42.3 | 46.1 | 40.9 |
| | | $ft.H_2O$ | 13.7 | 14.7 | 13.8 | 13.9 | 15.1 | 13.4 |
| | Connection pipe | mm | DN100 | DN100 | DN125 | DN125 | DN125 | DN125 |
| Sound pressure level(Max.) | | dB(A) | 81 | 81.2 | 82 | 82.5 | 82.8 | 83 |
| Dimension | Outline(W×D×H) | mm | 3170×1188×1850 | 3170×1188×1850 | 3175×1365×1959 | 3175×1365×1959 | 3175×1365×1959 | 3240×1465×2040 |
| | Package(W×D×H) | mm | 3400×1350×1900 | 3400×1350×1900 | 3400×1550×2050 | 3400×1550×2050 | 3400×1550×2050 | 3400×1600×2200 |
| Net/Gross/Operating weight | | kg | 2300/2400/2450 | 2330/2430/2450 | 2730/2850/2900 | 2780/2880/2950 | 2800/2900/2950 | 3350/3450/3550 |
| Loading quantity | 40'GP/40'HQ | set | 1 | 1 | 1 | 1 | 1 | 1 |

| Model LHE_/Nb | | | 932EE9EE9E | 942HE3GE3 | 952HE2GE2 | 952HE1GE1E | 533GF2EF2-2 | 553GF2EF2-2 |
|---|---|---|---|---|---|---|---|---|
| Cooling capacity | | kW | 842.0 | 911.8 | 971.7 | 1052.0 | 697.5 | 744.1 |
| | | RT | 239.4 | 259.2 | 276.5 | 299.1 | 198.3 | 211.5 |
| Capacity adjustment range | | % | 25%-100% | | | | 12.5%-100% | |
| EER | | W/W | 5.78 | 5.79 | 5.83 | 5.90 | 6.02 | 6.03 |
| IPLV | | W/W | 7.72 | 7.65 | 7.50 | 7.56 | 7.10 | 7.14 |
| Power supply | | V/Ph/Hz | 380V 3~ 50Hz | | | | | |
| Power input | | kW | 145.8 | 157.4 | 166.8 | 178.4 | 115.9 | 123.5 |
| RLA | | A | 257.6 | 278.1 | 294.2 | 315.2 | 204.8 | 218.2 |
| Compressor | Type | - | Semi-closed permanent magnetic synchronous inverter screw compressor | | | | | |
| | Starting mode | - | Y— △ /Soft start | | | | | |
| | Quantity | - | 1 | 1 | 1 | 1 | 2 | 2 |
| Refrigerant charge volume | | kg | 240 | 260 | 260 | 280 | 200 | 220 |
| Refrigeration oil | Type | - | CPI-Solest-170 | | | | | |
| | Charge volume | L | 35 | 35 | 35 | 35 | 40 | 46 |
| Evaporator | Type | - | Flooded shell and tube evaporator | | | | | |
| | Fouling factor | m·℃/kW | 0.018 | 0.018 | 0.018 | 0.018 | 0.018 | 0.018 |
| | Water flow rate | $m^3/h$ | 132 | 143 | 152 | 164 | 109 | 116 |
| | | GPM | 580 | 628 | 670 | 724 | 480 | 512 |
| | Pressure drop | kPa | 36.7 | 29.5 | 29.2 | 29.5 | 36.1 | 40.5 |
| | | $ft.H_2O$ | 12.0 | 9.7 | 9.6 | 9.7 | 11.8 | 13.3 |
| | Connection pipe | mm | DN150 | DN150 | DN150 | DN150 | DN150 | DN150 |
| Condenser | Type | - | Horizontal shell and tube condenser | | | | | |
| | Fouling factor | m·℃/kW | 0.044 | 0.044 | 0.044 | 0.044 | 0.044 | 0.044 |
| | Water flow volume | $m^3/h$ | 164 | 178 | 189 | 205 | 135 | 144 |
| | | GPM | 723 | 783 | 834 | 901 | 596 | 635 |
| | Pressure drop | kPa | 41.0 | 32.9 | 32.5 | 32.6 | 41.1 | 46.0 |
| | | $ft.H_2O$ | 13.4 | 10.8 | 10.7 | 10.7 | 13.5 | 15.1 |
| | Connection pipe | mm | DN150 | DN200 | DN200 | DN200 | DN150 | DN150 |
| Sound pressure level(Max.) | | dB(A) | 88 | 88.5 | 88.8 | 89 | 82.3 | 82.8 |
| Dimension | Outline(W×D×H) | mm | 3260×1740×2370 | 3390×1830×2370 | 3390×1830×2370 | 3390×1830×2370 | 3485×1530×2185 | 3485×1530×2185 |
| | Package(W×D×H) | mm | 3450×1850×2550 | 3450×1850×2550 | 3450×1850×2550 | 3450×1850×2550 | 3600×1700×2300 | 3600×1700×2300 |
| Net/Gross/Operating weight | | kg | 4800/4950/5100 | 5400/5550/5700 | 5500/5650/5750 | 5600/5750/5950 | 5250/5450/5500 | 5330/5530/5600 |
| Loading quantity | 40'GP/40'HQ | set | 1 | 1 | 1 | 1 | 1 | 1 |

| Model LHE_/Nb | | | 653EE6EE6 | 653EE5EE5E | 822EE4EE4 | 832EE3EE3 | 832EE2EE2E | 862EE1EE1E |
|---|---|---|---|---|---|---|---|---|
| Cooling capacity | | kW | 484.6 | 544.7 | 593.7 | 663 | 698.0 | 744.9 |
| | | RT | 137.8 | 154.8 | 168.8 | 188.5 | 198.5 | 211.8 |
| Capacity adjustment range | | % | 25%-100% | | | | | |
| EER | | W/W | 6.05 | 6.03 | 6.02 | 6.02 | 6.02 | 6.03 |
| IPLV | | W/W | 7.17 | 7.02 | 7.06 | 7.05 | 7.10 | 7.11 |
| Power supply | | V/Ph/Hz | 380V 3~ 50Hz | | | | | |
| Power input | | kW | 80.1 | 90.3 | 98.6 | 110.1 | 116.0 | 123.6 |
| RLA | | A | 141.5 | 159.5 | 174.2 | 194.5 | 204.8 | 218.4 |
| Compressor | Type | - | Semi-closed permanent magnetic synchronous inverter screw compressor | | | | | |
| | Starting mode | - | Y— △ /Soft start | | | | | |
| | Quantity | - | 1 | 1 | 1 | 1 | 1 | 1 |
| Refrigerant charge volume | | kg | 140 | 150 | 180 | 190 | 180 | 180 |
| Refrigeration oil | Type | - | CPI-Solest-170 | | | | | |
| | Charge volume | L | 23 | 23 | 28 | 28 | 28 | 28 |
| Evaporator | Type | - | Flooded shell and tube evaporator | | | | | |
| | Fouling factor | m·℃/kW | 0.018 | 0.018 | 0.018 | 0.018 | 0.018 | 0.018 |
| | Water flow rate | $m^3/h$ | 76 | 85 | 93 | 104 | 109 | 116 |
| | | GPM | 334 | 375 | 409 | 456 | 481 | 513 |
| | Pressure drop | kPa | 36.5 | 40.7 | 36.2 | 39.6 | 36.4 | 35.6 |
| | | $ft.H_2O$ | 12.0 | 13.3 | 11.9 | 13.0 | 11.9 | 11.7 |
| | Connection pipe | mm | DN125 | DN125 | DN150 | DN150 | DN150 | DN150 |
| Condenser | Type | - | Horizontal shell and tube condenser | | | | | |
| | Fouling factor | m·℃/kW | 0.044 | 0.044 | 0.044 | 0.044 | 0.044 | 0.044 |
| | Water flow volume | $m^3/h$ | 94 | 106 | 115 | 129 | 135 | 144 |
| | | GPM | 414 | 465 | 507 | 566 | 596 | 636 |
| | Pressure drop | kPa | 43.1 | 45.3 | 41.8 | 44.2 | 43.1 | 36.3 |
| | | $ft.H_2O$ | 14.1 | 14.9 | 13.7 | 14.5 | 14.1 | 11.9 |
| | Connection pipe | mm | DN125 | DN125 | DN150 | DN150 | DN150 | DN150 |
| Sound pressure level(Max.) | | dB(A) | 83.5 | 83.8 | 85 | 86 | 86.8 | 87 |
| Dimension | Outline(W×D×H) | mm | 3240×1465×2040 | 3240×1465×2040 | 3240×1508×2100 | 3240×1508×2100 | 3240×1508×2100 | 3240×1508×2100 |
| | Package(W×D×H) | mm | 3400×1600×2200 | 3400×1600×2200 | 3400×1650×2250 | 3400×1650×2250 | 3400×1650×2250 | 3400×1650×2250 |
| Net/Gross/Operating weight | | kg | 3370/3470/3550 | 3400/3500/3600 | 3830/3930/4050 | 3880/3980/4100 | 3930/4030/4150 | 3980/4080/4200 |
| Loading quantity | 40'GP/40'HQ | set | 1 | 1 | 1 | 1 | 1 | 1 |

Note: These models are not for EU.

| Model LHE_/Nb | | | 553GF1EF1E-2 | 643GH3GH6-2 | 653GH2GH5-2 | 653GH1GH4E-2 | 822HJ6GJ6-2 | 832HJ5GJ5-2 |
|---|---|---|---|---|---|---|---|---|
| Cooling capacity | | kW | 842.0 | 911.1 | 969.6 | 1090.0 | 1188.0 | 1287.0 |
| | | RT | 239.4 | 259.0 | 275.7 | 309.9 | 337.8 | 365.9 |
| Capacity adjustment range | | % | 12.5%-100% | | | | | |
| EER | | W/W | 6.10 | 6.03 | 6.05 | 6.16 | 6.11 | 6.11 |
| IPLV | | W/W | 7.20 | 7.04 | 7.16 | 7.19 | 7.19 | 7.20 |
| Power supply | | V/Ph/Hz | 380V 3~ 50Hz | | | | | |
| Power input | | kW | 138.1 | 151.2 | 160.2 | 176.9 | 194.3 | 210.8 |
| RLA | | A | 244.0 | 267.1 | 282.9 | 312.5 | 343.3 | 372.4 |
| Compressor | Type | - | Semi-closed permanent magnetic synchronous inverter screw compressor | | | | | |
| | Starting mode | - | Y— △ /Soft start | | | | | |
| | Quantity | - | 2 | 2 | 2 | 2 | 2 | 2 |
| Refrigerant charge volume | | kg | 240 | 270 | 280 | 310 | 360 | 380 |
| Refrigeration oil | Type | - | CPI-Solest-170 | | | | | |
| | Charge volume | L | 46 | 46 | 46 | 46 | 56 | 56 |
| Evaporator | Type | - | Flooded shell and tube evaporator | | | | | |
| | Fouling factor | m·℃/kW | 0.018 | 0.018 | 0.018 | 0.018 | 0.018 | 0.018 |
| | Water flow rate | $m^3/h$ | 132 | 142 | 152 | 170 | 186 | 201 |
| | | GPM | 580 | 627 | 668 | 750 | 818 | 886 |
| | Pressure drop | kPa | 45.3 | 50.1 | 49.1 | 53.6 | 74.8 | 74.2 |
| | | $ft.H_2O$ | 14.9 | 16.4 | 16.1 | 17.6 | 24.5 | 24.3 |
| | Connection pipe | mm | DN150 | DN150 | DN150 | DN150 | DN200 | DN200 |
| Condenser | Type | - | Horizontal shell and tube condenser | | | | | |
| | Fouling factor | m·℃/kW | 0.044 | 0.044 | 0.044 | 0.044 | 0.044 | 0.044 |
| | Water flow volume | $m^3/h$ | 163 | 177 | 188 | 211 | 229 | 248 |
| | | GPM | 718 | 778 | 827 | 928 | 1009 | 1093 |
| | Pressure drop | kPa | 48.1 | 60 | 59.3 | 63 | 85 | 85.7 |
| | | $ft.H_2O$ | 15.8 | 19.7 | 19.5 | 20.7 | 27.9 | 28.1 |
| | Connection pipe | mm | DN150 | DN200 | DN200 | DN200 | DN200 | DN200 |
| Sound pressure level(Max.) | | dB(A) | 83 | 83.3 | 83.8 | 84 | 85.3 | 86.3 |
| Dimension | Outline(W×D×H) | mm | 3485×1530×2185 | 4020×1600×2200 | 4020×1600×2200 | 4020×1600×2200 | 4550×1800×2200 | 4550×1800×2200 |
| | Package(W×D×H) | mm | 3600×1700×2300 | 4150×1750×2300 | 4150×1750×2300 | 4150×1750×2300 | 4650×1850×2400 | 4650×1850×2400 |
| Net/Gross/Operating weight | | kg | 5380/5580/5700 | 6350/6550/6700 | 6380/6580/6750 | 6420/6620/6800 | 7790/8040/8250 | 7850/8100/8300 |
| Loading quantity | 40'GP/40'HQ | set | 1 | 1 | 1 | 1 | 1 | 1 |

Note: These models are not for EU.

| Model LHE_/Nb | | | 832HJ4GJ4E-2 | 842HJ4GJ4E-2 | 932KK3JK3-2 | 932KK4JK4-2 | 942KK2JK2-2 | 952KK1JK1E-2 | 952LK1JK5E-2 |
|---|---|---|---|---|---|---|---|---|---|
| Cooling capacity | | kW | 1386.0 | 1467.0 | 1583.0 | 1682.0 | 1832.0 | 1982.0 | 2102 |
| | | RT | 394.1 | 416.8 | 450.1 | 478.2 | 520.9 | 563.5 | 597.4 |
| Capacity adjustment range | | % | 12.5%-100% | | | | | | |
| EER | | W/W | 6.12 | 6.15 | 5.78 | 5.80 | 5.82 | 5.85 | 5.91 |
| IPLV | | W/W | 7.15 | 7.14 | 7.72 | 7.68 | 7.69 | 7.63 | 7.54 |
| Power supply | | V/Ph/Hz | 380V 3~ 50Hz | | | | | | |
| Power input | | kW | 226.5 | 238.5 | 273.7 | 289.9 | 314.6 | 338.9 | 355.6 |
| RLA | | A | 400.2 | 421.4 | 483.0 | 511.8 | 556.0 | 559.1 | 629.0 |
| Compressor | Type | - | Semi-closed permanent magnetic synchronous inverter screw compressor | | | | | | |
| | Starting mode | - | Y— △ /Soft start | | | | | | |
| | Quantity | - | 2 | 2 | 2 | 2 | 2 | 2 | 2 |
| Refrigerant charge volume | | kg | 420 | 420 | 550 | 550 | 580 | 600 | 600 |
| Refrigeration oil | Type | - | CPI-Solest-170 | | | | | | |
| | Charge volume | L | 56 | 56 | 70 | 70 | 70 | 70 | 70 |
| Evaporator | Type | - | Flooded shell and tube evaporator | | | | | | |
| | Fouling factor | m·℃/kW | 0.018 | 0.018 | 0.018 | 0.018 | 0.018 | 0.018 | 0.018 |
| | Water flow rate | $m^3/h$ | 217 | 229 | 248 | 263 | 286 | 310 | 329 |
| | | GPM | 954 | 1010 | 1090 | 1158 | 1261 | 1365 | 1447 |
| | Pressure drop | kPa | 72.8 | 80.5 | 54.2 | 53.7 | 56.8 | 54.1 | 52.2 |
| | | $ft.H_2O$ | 23.9 | 26.4 | 17.8 | 17.6 | 18.6 | 17.7 | 17.1 |
| | Connection pipe | mm | DN200 | DN200 | DN250 | DN250 | DN250 | DN250 | DN250 |
| Condenser | Type | - | Horizontal shell and tube condenser | | | | | | |
| | Fouling factor | m·℃/kW | 0.044 | 0.044 | 0.044 | 0.044 | 0.044 | 0.044 | 0.044 |
| | Water flow volume | $m^3/h$ | 267 | 283 | 309 | 328 | 357 | 386 | 409 |
| | | GPM | 1177 | 1245 | 1360 | 1444 | 1572 | 1699 | 1799 |
| | Pressure drop | kPa | 84.4 | 93 | 35.3 | 35.4 | 37.5 | 36.2 | 37.2 |
| | | $ft.H_2O$ | 27.7 | 30.5 | 11.6 | 11.6 | 12.3 | 11.9 | 12.2 |
| | Connection pipe | mm | DN200 | DN200 | DN250 | DN250 | DN250 | DN250 | DN250 |
| Sound pressure level(Max.) | | dB(A) | 87 | 87.3 | 88.3 | 88.8 | 89 | 89.3 | 89.5 |
| Dimension | Outline(W×D×H) | mm | 4550×1800×2200 | 4550×1800×2200 | 4600×1770×2490 | 4600×1770×2490 | 4720×1900×2530 | 4720×1900×2530 | 4720×1900×2530 |
| | Package(W×D×H) | mm | 4550×1800×2200 | 4550×1800×2200 | 4650×1900×2650 | 4650×1900×2650 | 4750×2000×2700 | 4750×2000×2700 | 4750×2000×2700 |
| Net/Gross/Operating weight | | kg | 7900/8150/8400 | 7950/8200/8450 | 9450/9760/10050 | 9600/9910/10200 | 9700/10010/10250 | 9750/10060/10400 | 9800/10110/10500 |
| Loading quantity | 40'GP/40'HQ | set | 1 | 1 | 1 | 1 | 1 | 1 | 1 |

Note: These models are not for EU.

# Permanent Magnetic Synchronous Inverter Screw Chiller

## LHVE Series

Gree LHVE Series Permanent Magnetic Synchronous Inverter Screw Chiller (R134a) is specially designed to improve efficiency and reduce operation cost. Adopting the advanced semi-closed permanent magnetic synchronous inverter screw compressor, the latest efficient falling film heat exchanger and the eco-friendly refrigerant R134a, the product is energy-saving with high reliability, ensuring long-term stable operation. Cooling capacity range under nominal condition is 120～600RT. It is widely applied to all kinds of office buildings, hospitals, schools and malls. Moreover, it can be adopted in cooling occasions of technological process.

High efficiency | Compact design | Energy saving function | Easier maintainability | Wide voltage range | All DC inverter technology

- 》Synergy control method of speed and volume;
- 》Bilateral drive and efficient GRZ-type curve;
- 》Efficient permanent magnetic synchronous inverter motor;
- 》Full DC electronic control system.

| Operating condition of nominal cooling (water temperature) | | | | Operating range (water temperature) | | | |
|---|---|---|---|---|---|---|---|
| Chilled water | | Cooling water | | Chilled water | | Cooling water | |
| Inlet(℃) | Outlet(℃) | Inlet(℃) | Outlet(℃) | Outlet(℃) | I/O difference(℃) | Inlet(℃) | I/O difference(℃) |
| - | 7 | 30 | - | 4~15 | 2.5~8 | 18~35 | 3.5~8 |

| Model | | | LHVE432GE8GE8/Nb-M | LHVE432GE7GE7/Nb-M | LHVE432GE6GE6/Nb-M | LHVE532GE5GE5/Nb-M | LHVE532GE4GE4/Nb-M |
|---|---|---|---|---|---|---|---|
| Cooling capacity | | kW | 348.3 | 421.4 | 470.7 | 522.5 | 574.7 |
| | | RT | 99.1 | 119.9 | 133.9 | 148.6 | 163.5 |
| Capacity adjustment range | | % | 10%-100% | | | | |
| EER | | W/W | 5.94 | 5.93 | 5.88 | 5.88 | 5.88 |
| IPLV | | W/W | 9.93 | 10.08 | 10.10 | 9.96 | 10.04 |
| Power supply | | V/Ph/Hz | 380V 3~ 50Hz/60Hz；400-415V 3~ 50Hz/60Hz | | | | |
| Power input | | kW | 58.6 | 71.0 | 80.0 | 88.9 | 97.7 |
| Comperssor | Type | - | Semi-closed permanent magnetic synchronous inverter screw compressor | | | | |
| | Starting mode | - | Inverter startup | | | | |
| | Quantity | - | 1 | 1 | 1 | 1 | 1 |
| Refrigerant charge volume | | kg | 140 | 140 | 140 | 180 | 180 |
| Refrigeration oil | Type | - | CPI-Solest-170 | | | | |
| | Charge volume | L | 20 | 20 | 20 | 23 | 23 |
| Evaporator | Type | - | Mixed falling film evaporator | | | | |
| | Fouling factor | m·℃/kW | 0.0176 | 0.0176 | 0.0176 | 0.0176 | 0.0176 |
| | Water flow rate | m³/h | 54 | 65 | 73 | 81 | 89 |
| | | GPM | 238 | 286 | 321 | 357 | 392 |
| | Pressure drop | kPa | 38.3 | 38.4 | 39.2 | 40.0 | 40.8 |
| | | ft.$H_2O$ | 12.6 | 12.6 | 12.9 | 13.1 | 13.4 |
| | Connection pipe | mm | DN125 | DN125 | DN125 | DN125 | DN125 |
| Condenser | Type | - | Horizontal shell and tube condenser | | | | |
| | Fouling factor | m·℃/kW | 0.044 | 0.044 | 0.044 | 0.044 | 0.044 |
| | Water flow volume | m³/h | 68 | 82 | 92 | 102 | 122 |
| | | GPM | 299 | 361 | 405 | 449 | 493 |
| | Pressure drop | kPa | 45.6 | 45.6 | 45.7 | 44.8 | 45.7 |
| | | ft.$H_2O$ | 15.0 | 15.0 | 15.0 | 14.7 | 15.0 |
| | Connection pipe | mm | DN150 | DN150 | DN150 | DN150 | DN150 |
| Sound pressure level(Max.) | | dB(A) | 80.0 | 82.0 | 84.0 | 82.0 | 83.0 |
| Dimension | Outline(W×D×H) | mm | 3320×1560×1980 | 3320×1560×1980 | 3320×1560×1980 | 3320×1570×1980 | 3320×1570×1980 |
| | Package(W×D×H) | mm | 3400×1600×2100 | 3400×1600×2100 | 3400×1600×2100 | 3400×1650×2100 | 3400×1650×2100 |
| Net/Gross/Operating weight | | kg | 3500/3650/3710 | 3550/3700/3770 | 3600/3750/3820 | 3680/3830/3900 | 3700/3850/3930 |
| Loading quantity | 40'GP/40'HQ | set | 1 | 1 | 1 | 1 | 1 |

| Model | | | LHVE532GE3GE3/Nb-M | LHVE732HE7JE7/Nb-M | LHVE732HE6JE6/Nb-M | LHVE732HE5JE5/Nb-M | LHVE832HE4JE4/Nb-M |
|---|---|---|---|---|---|---|---|
| Cooling capacity | | kW | 644.4 | 696.6 | 757.6 | 817.7 | 870.9 |
| | | RT | 183.3 | 198.1 | 215.5 | 232.6 | 247.7 |
| Capacity adjustment range | | % | 10%-100% | | | | |
| EER | | W/W | 5.86 | 5.86 | 5.84 | 5.82 | 5.65 |
| IPLV | | W/W | 10.08 | 10.00 | 10.03 | 10.04 | 9.68 |
| Power supply | | V/Ph/Hz | 380V 3~ 50Hz/60Hz；400-415V 3~ 50Hz/60Hz | | | | |
| Power input | | kW | 110.1 | 118.9 | 129.8 | 140.6 | 154.2 |
| Comperssor | Type | - | Semi-closed permanent magnetic synchronous inverter screw compressor | | | | |
| | Starting mode | - | Inverter startup | | | | |
| | Quantity | - | 1 | 1 | 1 | 1 | 1 |
| Refrigerant charge volume | | kg | 200 | 220 | 220 | 250 | 250 |
| Refrigeration oil | Type | - | CPI-Solest-170 | | | | |
| | Charge volume | L | 23 | 23 | 23 | 23 | 28 |
| Evaporator | Type | - | Mixed falling film evaporator | | | | |
| | Fouling factor | m·℃/kW | 0.0176 | 0.0176 | 0.0176 | 0.0176 | 0.0176 |
| | Water flow rate | m³/h | 100 | 108 | 117 | 127 | 135 |
| | | GPM | 440 | 476 | 515 | 559 | 594 |
| | Pressure drop | kPa | 40.9 | 40.8 | 40.8 | 35.1 | 37.5 |
| | | ft.$H_2O$ | 13.4 | 13.4 | 13.4 | 11.5 | 12.3 |
| | Connection pipe | mm | DN125 | DN150 | DN150 | DN150 | DN150 |
| Condenser | Type | - | Horizontal shell and tube condenser | | | | |
| | Fouling factor | m·℃/kW | 0.044 | 0.044 | 0.044 | 0.044 | 0.044 |
| | Water flow volume | m³/h | 126 | 136 | 148 | 159 | 171 |
| | | GPM | 555 | 599 | 652 | 700 | 753 |
| | Pressure drop | kPa | 44.9 | 44.0 | 41.6 | 43.3 | 43.6 |
| | | ft.$H_2O$ | 14.7 | 14.4 | 13.6 | 14.2 | 14.3 |
| | Connection pipe | mm | DN150 | DN200 | DN200 | DN200 | DN200 |
| Sound pressure level(Max.) | | dB(A) | 84.0 | 82.0 | 83.0 | 84.0 | 82.0 |
| Dimension | Outline(W×D×H) | mm | 3320×1570×1980 | 3400×1700×2010 | 3400×1700×2010 | 3400×1700×2010 | 3400×1860×2040 |
| | Package(W×D×H) | mm | 3400×1650×2100 | 3400×1700×2100 | 3400×1700×2100 | 3400×1700×2100 | 3450×1900×2150 |
| Net/Gross/Operating weight | | kg | 3750/3900/3980 | 4350/4500/4610 | 4400/4550/4660 | 4450/4600/4720 | 5050/5250/5350 |
| Loading quantity | 40'GP/40'HQ | set | 1 | 1 | 1 | 1 | 1 |

| Model | | | LHVE832HE3JE3/Nb-M | LHVE832HE2JE2/Nb-M | LHVE532LJ4LJ4-2/Nb-M | LHVE532LJ3LJ3-2/Nb-M | LHVE532LJ2LJ2-2/Nb-M |
|---|---|---|---|---|---|---|---|
| Cooling capacity | | kW | 931.2 | 991.6 | 1045.0 | 1149.0 | 1271.0 |
| | | RT | 264.8 | 282.0 | 297.2 | 326.8 | 361.5 |
| Capacity adjustment range | | % | 10%-100% | | 5%-100% | | |
| EER | | W/W | 5.63 | 5.62 | 6.21 | 6.17 | 6.11 |
| IPLV | | W/W | 9.70 | 9.71 | 10.58 | 10.61 | 10.61 |
| Power supply | | V/Ph/Hz | 380V 3~ 50Hz/60Hz；400-415V 3~ 50Hz/60Hz | | | | |
| Power input | | kW | 165.4 | 176.5 | 168.3 | 186.2 | 207.9 |
| Comperssor | Type | - | Semi-closed permanent magnetic synchronous inverter screw compressor | | | | |
| | Starting mode | - | Inverter startup | | | | |
| | Quantity | - | 1 | 1 | 2 | 2 | 2 |
| Refrigerant charge volume | | kg | 250 | 280 | 360 | 360 | 400 |
| Refrigeration oil | Type | - | CPI-Solest-170 | | | | |
| | Charge volume | L | 28 | 28 | 46 | 46 | 46 |
| Evaporator | Type | - | Mixed falling film evaporator | | | | |
| | Fouling factor | m·℃/kW | 0.0176 | 0.0176 | 0.0176 | 0.0176 | 0.0176 |
| | Water flow rate | m³/h | 144 | 154 | 162 | 178 | 197 |
| | | GPM | 634 | 678 | 713 | 784 | 867 |
| | Pressure drop | kPa | 40.0 | 34.3 | 37.9 | 39.6 | 43.6 |
| | | ft.$H_2O$ | 13.1 | 11.3 | 12.4 | 13.0 | 14.3 |
| | Connection pipe | mm | DN150 | DN150 | DN200 | DN200 | DN200 |
| Condenser | Type | - | Horizontal shell and tube condenser | | | | |
| | Fouling factor | m·℃/kW | 0.044 | 0.044 | 0.044 | 0.044 | 0.044 |
| | Water flow volume | m³/h | 182 | 194 | 202 | 222 | 246 |
| | | GPM | 801 | 854 | 889 | 997 | 1083 |
| | Pressure drop | kPa | 42.8 | 43.7 | 43.0 | 46.3 | 47.2 |
| | | ft.$H_2O$ | 14.0 | 14.3 | 14.1 | 15.2 | 15.5 |
| | Connection pipe | mm | DN200 | DN200 | DN200 | DN200 | DN200 |
| Sound pressure level(Max.) | | dB(A) | 83.0 | 84.0 | 84.0 | 85.0 | 86.0 |
| Dimension | Outline(W×D×H) | mm | 3400×1860×2040 | 3400×1860×2040 | 4600×1920×2090 | 4600×1920×2090 | 4600×1920×2090 |
| | Package(W×D×H) | mm | 3450×1900×2150 | 3450×1900×2150 | 4650×1950×2300 | 4650×1950×2300 | 4650×1950×2300 |
| Net/Gross/Operating weight | | kg | 5100/5300/5400 | 5150/5350/5460 | 7850/8100/8320 | 7900/8150/8370 | 7950/8200/8430 |
| Loading quantity | 40'GP/40'HQ | set | 1 | 1 | 1 | 1 | 1 |

| Model | | | LHVE 732MJ8MJ8-2/Nb-M | LHVE 732MJ6MJ6-2/Nb-M | LHVE 732MJ5MJ5-2/Nb-M | LHVE 832MJ7MJ7-2/Nb-M | LHVE 832MJ3MJ3-2/Nb-M | LHVE 832MJ2MJ2-2/Nb-M |
|---|---|---|---|---|---|---|---|---|
| Cooling capacity | | kW | 1393.0 | 1498.0 | 1602.0 | 1742.0 | 1846.0 | 1951.0 |
| | | RT | 396.2 | 426.1 | 455.6 | 495.4 | 525.0 | 554.9 |
| Capacity adjustment range | | % | 5%-100% | | | | | |
| EER | | W/W | 6.19 | 6.15 | 6.12 | 5.97 | 5.97 | 5.95 |
| IPLV | | W/W | 10.63 | 10.64 | 10.64 | 10.28 | 10.32 | 10.32 |
| Power supply | | V/Ph/Hz | 380V 3~ 50Hz/60Hz；400-415V 3~ 50Hz/60Hz | | | | | |
| Power input | | kW | 224.9 | 243.4 | 261.6 | 292.0 | 309.0 | 328.1 |
| Comperssor | Type | - | Semi-closed permanent magnetic synchronous inverter screw compressor | | | | | |
| | Starting mode | - | Inverter startup | | | | | |
| | Quantity | - | 2 | 2 | 2 | 2 | 2 | 2 |
| Refrigerant charge volume | | kg | 440 | 440 | 500 | 500 | 500 | 560 |
| Refrigeration oil | Type | - | CPI-Solest-170 | | | | | |
| | Charge volume | L | 46 | 46 | 46 | 56 | 56 | 56 |
| Evaporator | Type | - | Mixed falling film evaporator | | | | | |
| | Fouling factor | m·℃/kW | 0.0176 | 0.0176 | 0.0176 | 0.0176 | 0.0176 | 0.0176 |
| | Water flow rate | m³/h | 216 | 232 | 248 | 270 | 286 | 302 |
| | | GPM | 951 | 1021 | 1092 | 1189 | 1259 | 1330 |
| | Pressure drop | kPa | 44.5 | 45.3 | 45.3 | 45.3 | 46.1 | 47.8 |
| | | ft.$H_2O$ | 14.6 | 14.9 | 14.9 | 14.9 | 15.1 | 15.7 |
| | Connection pipe | mm | DN200 | DN200 | DN200 | DN250 | DN250 | DN250 |
| Condenser | Type | - | Horizontal shell and tube condenser | | | | | |
| | Fouling factor | m·℃/kW | 0.044 | 0.044 | 0.044 | 0.044 | 0.044 | 0.044 |
| | Water flow volume | m³/h | 269 | 290 | 310 | 338 | 358 | 379 |
| | | GPM | 1184 | 1277 | 1365 | 1488 | 1576 | 1669 |
| | Pressure drop | kPa | 47.1 | 47.2 | 47.3 | 48.4 | 48.3 | 49.3 |
| | | ft.$H_2O$ | 15.4 | 15.5 | 15.5 | 15.9 | 15.8 | 16.2 |
| | Connection pipe | mm | DN250 | DN250 | DN250 | DN250 | DN250 | DN250 |
| Sound pressure level(Max.) | | dB(A) | 84.0 | 85.0 | 86.0 | 84.0 | 85.0 | 86.0 |
| Dimension | Outline(W×D×H) | mm | 4620×1960×2130 | 4620×1960×2130 | 4620×1960×2130 | 4620×1960×2130 | 4620×1960×2130 | 4620×1960×2130 |
| | Package(W×D×H) | mm | 4650×2100×2350 | 4650×2100×2350 | 4650×2100×2350 | 4650×2100×2350 | 4650×2100×2350 | 4650×2100×2350 |
| Net/Gross/Operating weight | | kg | 8850/9100/9380 | 8900/9150/9430 | 8950/9200/9490 | 10000/10250/10600 | 10100/10350/10700 | 10200/10450/10810 |
| Loading quantity | 40'GP/40'HQ | set | 1 | 1 | 1 | 1 | 1 | 1 |

# CENTRIFUGAL CHILLER

CE Series Fixed-speed Centrifugal Chiller

CVE Series Permanent Magnet Synchronous Inverter Centrifugal Chiller

CCE Series Magnetic Bearing Inverter Centrifugal Chiller

# CE Series Fixed-speed Centrifugal Chiller

R134A

A new generation of fixed-speed centrifugal chiller, with two-stage compression technology, is highly efficient, energy-saving, safe and reliable.

Display Panel
CM27-GZ12/A1(M)

Quiet function | Comprehensive protection | Memory function | Long-distance monitoring | High efficiency | Energy saving function | Two-stage compression

》Two-stage compressor air makeup technology and economizer are adopted to improve efficiency by 5~6% compared with one-stage cooling circulation system. Rotation speed of compressor is reduced, operation reliability is improved and lifespan is prolonged. Meanwhile, surge margin is wide and operation range is wide.
》Variable-area diffuser is adopted to effectively improve surge margin and system operation range, and reduce noise and vibration.
》With integrated startup cabinet and wire connection in the factory, user only needs to provide power cord, so wire connection during installation is simplified and floor area of startup cabinet is reduced.
》Semi-enclosed motor and helical refrigerant ejecting cooling technology is adopted to not only reduce the risk of refrigerant and lubricant leakage, but also prevent heat dissipation in machine room, reducing the cooling device cost and operation cost.
》New heat exchanger specially designed for centrifugal chiller contributes to even distribution of refrigerant, rational temperature field and heat exchange rate improvement; meanwhile, the heat exchanger adopts high-efficiency heat exchange tube for reducing heat transfer resistance and improving the system's cooling capacity and energy efficiency ratio.
》User-friendly touch screen is adopted for convenient operation.
》High-performance digital signal processing and intelligent control technology is adopted.

| Operating condition of nominal cooling (water temperature) | | | | Operating range (water temperature) | | | |
|---|---|---|---|---|---|---|---|
| Chilled water | | Cooling water | | Chilled water | | Cooling water | |
| Inlet(℃) | Outlet(℃) | Inlet(℃) | Outlet(℃) | Outlet(℃) | I/O difference(℃) | Inlet(℃) | I/O difference(℃) |
| 12.2 | 6.7 | 29.4 | 34.9 | 5~15 | 2.5~8 | 12~35 | 3.5~8 |

Notes:
1.Above model selection is applicable to the condition in which leaving chilled water temperature is 6.67℃ and entering cooling water temperature is 29.44℃.
2.CE610UN4SN4-2-G~CE621UN1SN1-2-G adopt independent dual-system structure.
3.Above water flow is indicated according to ARI 550/590-2018; IPLV is the test value obtained based on the working condition specified in ARI 550/590-2018.
4.Fouling coefficients of chilled water and cooling water are 0.018 m2·℃/kW and 0.044 m2·℃/kW respectively.
5.For special working condition, please contact Gree's local sales agent.
6.Standard unit's water side bearing pressure is 1.0MPa; 1.6MPa is an available option.
7.The unit's performance parameters may be changed without prior notice due to product improvement. For the specific parameters, please refer to product nameplate.

| Model | | | CE310LG2HG2 | CE311LG1HG1 | CE320MH4HH2 | CE321MH3HH1 | CE330MH2JH2 | CE331MH1JH1 |
|---|---|---|---|---|---|---|---|---|
| Cooling capacity | | kW | 1231 | 1406 | 1582 | 1758 | 1934 | 2110 |
| | | RT | 350 | 400 | 450 | 500 | 550 | 600 |
| EER | | W/W | 6.10 | 6.09 | 6.38 | 6.42 | 6.54 | 6.55 |
| IPLV | | W/W | 6.64 | 6.63 | 6.69 | 6.97 | 6.91 | 7.11 |
| Power supply | | V/Ph/Hz | 380/3/50 | | | | | |
| Power input | | kW | 201.7 | 230.9 | 248.0 | 273.8 | 295.7 | 322.1 |
| RLA | | A | 344.4 | 394.2 | 423.4 | 467.5 | 504.8 | 549.8 |
| Compressor | Type | - | Centrifugal | | | | | |
| | Starting mode | - | Y- △ | | | | | |
| | Quantity | - | 1 | 1 | 1 | 1 | 1 | 1 |
| Refrigerant charge volume | | kg | 425 | 450 | 550 | 575 | 600 | 625 |
| Refrigeration oil | Type | - | No.68 synthetic fatty oil | | | | | |
| | Charge volume | L | 50 | 50 | 50 | 50 | 50 | 50 |
| Evaporator | Type | - | Flooded | | | | | |
| | Fouling factor | $m^2 \cdot ^\circ C/kW$ | 0.018 | 0.018 | 0.018 | 0.018 | 0.018 | 0.018 |
| | Water flow volume | L/s | 53.05 | 60.62 | 68.2 | 75.78 | 83.36 | 90.93 |
| | | GPM | 840.9 | 961.0 | 1081.0 | 1201.0 | 1321.0 | 1442.0 |
| | Pressure drop | kPa | 72.1 | 72.6 | 74.3 | 74.3 | 76.0 | 74.4 |
| | | ft.WG | 23.6 | 23.8 | 24.4 | 24.4 | 24.9 | 24.4 |
| | Connection pipe | mm | DN200 | DN200 | DN250 | DN250 | DN250 | DN250 |
| Condenser | Type | - | Shell and Tube | | | | | |
| | Fouling factor | $m^2 \cdot ^\circ C/kW$ | 0.044 | 0.044 | 0.044 | 0.044 | 0.044 | 0.044 |
| | Water flow volume | L/s | 66.28 | 75.77 | 84.69 | 94.02 | 103.20 | 112.50 |
| | | GPM | 1051.0 | 1201.0 | 1343.0 | 1490.0 | 1635.0 | 1784.0 |
| | Pressure drop | kPa | 58.6 | 57.9 | 65.0 | 70.0 | 67.7 | 66.9 |
| | | ft.WG | 19.2 | 19.0 | 21.3 | 23.0 | 22.2 | 21.9 |
| | Connection pipe | mm | DN200 | DN200 | DN250 | DN250 | DN250 | DN250 |
| Sound pressure level(Max.) | | dB(A) | 82 | 82 | 82 | 82 | 82 | 82 |
| Dimenstion (W×D×H) | Outline | mm | 3850x1810x2220 | 3850x1810x2220 | 4300x1850x2310 | 4300x1850x2310 | 4250x1910x2370 | 4250x1910x2370 |
| | Package | mm | 3950x1950x2570 | 3950x1950x2570 | 4450x1900x2670 | 4450x1900x2670 | 4400x2000x2720 | 4400x2000x2720 |
| Net/Gross/Operating weight | | kg | 6750/7675/7450 | 7000/7950/7750 | 7300/8350/8200 | 7500/8575/8400 | 7850/8950/8800 | 8100/9225/9100 |
| Loading quantity | 40'GP/40'HQ | set | 1 | 1 | 1 | 1 | 1 | 1 |

| Model | | | CE410PIEKIE | CE411PIDKID | CE420PICKIC | CE421PIBKIB | CE510PIAKIA | CE511QJCMJD |
|---|---|---|---|---|---|---|---|---|
| Cooling capacity | | kW | 2285 | 2461 | 2637 | 2813 | 2989 | 3164 |
| | | RT | 650 | 700 | 750 | 800 | 850 | 900 |
| EER | | W/W | 6.39 | 6.29 | 6.35 | 6.38 | 6.34 | 6.52 |
| IPLV | | W/W | 6.83 | 7.02 | 6.95 | 7.11 | 7.08 | 6.97 |
| Power supply | | V/Ph/Hz | 380/3/50 | | | | | |
| Power input | | kW | 357.7 | 391.3 | 415.3 | 440.9 | 471.4 | 485.3 |
| RLA | | A | 610.6 | 668.0 | 708.9 | 752.6 | 804.7 | 828.5 |
| Compressor | Type | - | Centrifugal | | | | | |
| | Starting mode | - | Y- △ | | | | | |
| | Quantity | - | 1 | 1 | 1 | 1 | 1 | 1 |
| Refrigerant charge volume | | kg | 650 | 850 | 850 | 900 | 900 | 1000 |
| Refrigeration oil | Type | - | No.68 synthetic fatty oil | | | | | |
| | Charge volume | L | 60 | 60 | 60 | 60 | 80 | 80 |
| Evaporator | Type | - | Flooded | | | | | |
| | Fouling factor | $m^2 \cdot ^\circ C/kW$ | 0.018 | 0.018 | 0.018 | 0.018 | 0.018 | 0.018 |
| | Water flow volume | L/s | 98.51 | 106.10 | 113.70 | 121.20 | 128.80 | 136.40 |
| | | GPM | 1562.0 | 1682.0 | 1802.0 | 1922.0 | 2041.7 | 2162.0 |
| | Pressure drop | kPa | 66.2 | 66.3 | 66.0 | 66.0 | 65.9 | 71.0 |
| | | ft.WG | 21.7 | 21.7 | 21.6 | 21.6 | 21.6 | 23.3 |
| | Connection pipe | mm | DN250 | DN250 | DN250 | DN250 | DN250 | DN300 |
| Condenser | Type | - | Shell and Tube | | | | | |
| | Fouling factor | $m^2 \cdot ^\circ C/kW$ | 0.044 | 0.044 | 0.044 | 0.044 | 0.044 | 0.044 |
| | Water flow volume | L/s | 122.30 | 132.00 | 141.20 | 150.60 | 160.10 | 168.90 |
| | | GPM | 1938.0 | 2092.5 | 2238.3 | 2387.3 | 2537.9 | 2677.4 |
| | Pressure drop | kPa | 62.2 | 62.5 | 62.4 | 60.0 | 62.2 | 70.0 |
| | | ft.WG | 20.4 | 20.5 | 20.5 | 19.7 | 20.4 | 23.0 |
| | Connection pipe | mm | DN250 | DN250 | DN250 | DN250 | DN250 | DN300 |
| Sound pressure level(Max.) | | dB(A) | 83 | 83 | 83 | 83 | 84 | 84 |
| Dimenstion (W×D×H) | Outline | mm | 4550x2010x2390 | 4550x2010x2390 | 4550x2010x2390 | 4550x2010x2390 | 4550x2010x2390 | 4980x2210x2610 |
| | Package | mm | 4700x2100x2600 | 4700x2100x2600 | 4700x2100x2600 | 4700x2100x2600 | 4700x2100x2600 | 5300x2300x2850 |
| Net/Gross/Operating weight | | kg | 9600/10100/10700 | 9850/10350/11150 | 10100/10600/11400 | 10350/10850/11550 | 10800/12050/12150 | 12000/12500/13550 |
| Loading quantity | 40'GP/40'HQ | set | 1 | 1 | 1 | 1 | 1 | 1 |

| Model | | | CE512QJBMJC | CE520QJAMJB | CE521RJAMJA | CE522RJAMJA | CE610SKNQKN | CE611SKMQKM |
|---|---|---|---|---|---|---|---|---|
| Cooling capacity | | kW | 3340 | 3516 | 3692 | 3868 | 4219 | 4571 |
| | | RT | 950 | 1000 | 1050 | 1100 | 1200 | 1300 |
| EER | | W/W | 6.54 | 6.55 | 6.60 | 6.60 | 6.39 | 6.43 |
| IPLV | | W/W | 7.12 | 6.93 | 7.07 | 7.19 | 6.95 | 7.16 |
| Power supply | | V/Ph/Hz | 380/3/50 | | | | | |
| Power input | | kW | 510.7 | 536.8 | 559.4 | 586.0 | 660.3 | 710.9 |
| RLA | | A | 871.9 | 916.4 | 954.9 | 1000.0 | 1127.0 | 1213.0 |
| Compressor | Type | - | Centrifugal | | | | | |
| | Starting mode | - | Y- △ | | | | soft starting | |
| | Quantity | - | 1 | 1 | 1 | 1 | 1 | 1 |
| Refrigerant charge volume | | kg | 1050 | 1050 | 1150 | 1150 | 1500 | 1500 |
| Refrigeration oil | Type | - | No.68 synthetic fatty oil | | | | | |
| | Charge volume | L | 80 | 80 | 80 | 80 | 100 | 100 |
| Evaporator | Type | - | Flooded | | | | | |
| | Fouling factor | $m^2 \cdot °C/kW$ | 0.018 | 0.018 | 0.018 | 0.018 | 0.018 | 0.018 |
| | Water flow volume | L/s | 144.0 | 151.6 | 159.1 | 166.7 | 181.9 | 197.0 |
| | | GPM | 2282.0 | 2403.0 | 2523.0 | 2643.0 | 2883.0 | 3123.0 |
| | Pressure drop | kPa | 70.9 | 71.0 | 65.4 | 71.0 | 56.0 | 55.4 |
| | | ft.WG | 23.3 | 23.3 | 21.5 | 23.3 | 18.4 | 18.2 |
| | Connection pipe | mm | DN300 | DN300 | DN300 | DN300 | DN350 | DN350 |
| Condenser | Type | - | Shell and Tube | | | | | |
| | Fouling factor | $m^2 \cdot °C/kW$ | 0.044 | 0.044 | 0.044 | 0.044 | 0.044 | 0.044 |
| | Water flow volume | L/s | 178.2 | 187.5 | 196.7 | 206.1 | 225.8 | 244.4 |
| | | GPM | 2825.0 | 2973.0 | 3118.0 | 3267.0 | 3579.4 | 3874.2 |
| | Pressure drop | kPa | 69.9 | 69.9 | 64.4 | 69.8 | 47.9 | 47.7 |
| | | ft.WG | 22.9 | 22.9 | 21.1 | 22.9 | 15.7 | 15.6 |
| | Connection pipe | mm | DN300 | DN300 | DN300 | DN300 | DN350 | DN350 |
| Sound pressure level(Max.) | | dB(A) | 84 | 84 | 84 | 84 | 85 | 85 |
| Dimenstion (W×D×H) | Outline | mm | 4980x2210x2610 | 4980x2210x2610 | 4980x2310x2710 | 4980x2310x2710 | 5250x2530x2880 | 5250x2530x2880 |
| | Package | mm | 5300x2300x2850 | 5300x2300x2850 | 5300x2600x2950 | 5300x2600x2950 | 5600x2900x3100 | 5600x2900x3100 |
| Net/Gross/Operating weight | | kg | 12250/12750/13850 | 12500/13000/14100 | 13156/13700/14950 | 13429/14000/15200 | 16600/17100/18950 | 17000/17500/19350 |
| Loading quantity | 40'GP/40'HQ | set | 1 | 1 | 1 | 1 | 1 | 1 |

| Model | | | CE720TLLRLO-G | CE721ULNSLN-G | CE730ULMSLM-G | CE731ULLSLL-G | CE810WSOUSO-G | CE810WSNUSN-G |
|---|---|---|---|---|---|---|---|---|
| Cooling capacity | | kW | 7032 | 7384 | 7735 | 8087 | 8438 | 9142 |
| | | RT | 2000 | 2100 | 2200 | 2300 | 2400 | 2600 |
| EER | | W/W | 6.66 | 6.68 | 6.70 | 6.71 | 6.68 | 6.71 |
| IPLV | | W/W | 7.13 | 7.27 | 7.17 | 7.30 | 7.08 | 7.30 |
| Power supply | | V/Ph/Hz | 380/3/50 | | | | | |
| Power input | | kW | 1056.0 | 1105.0 | 1155.0 | 1205.0 | 1263.0 | 1362.0 |
| RLA | | A | 68.5 | 71.7 | 74.9 | 78.2 | 81.9 | 88.4 |
| Compressor | Type | - | Centrifugal | | | | | |
| | Starting mode | - | Direct starting | | | | | |
| | Quantity | - | 1 | 1 | 1 | 1 | 1 | |
| Refrigerant charge volume | | kg | 2050 | 2100 | 2200 | 2300 | 2400 | 2500 |
| Refrigeration oil | Type | - | No.68 synthetic fatty oil | | | | | |
| | Charge volume | L | 120 | 120 | 120 | 120 | 140 | 140 |
| Evaporator | Type | - | Flooded | | | | | |
| | Fouling factor | $m^2 \cdot °C/kW$ | 0.018 | 0.018 | 0.018 | 0.018 | 0.018 | 0.018 |
| | Water flow volume | L/s | 303.1 | 318.3 | 333.4 | 348.6 | 363.7 | 394.1 |
| | | GPM | 4805 | 5045 | 5286 | 5526 | 5766 | 6247 |
| | Pressure drop | kPa | 63.5 | 61.1 | 60.9 | 61.1 | 70.1 | 69.4 |
| | | ft.WG | 20.8 | 20.0 | 20.0 | 20.0 | 23.0 | 22.8 |
| | Connection pipe | mm | DN400 | DN400 | DN400 | DN400 | DN500 | DN500 |
| Condenser | Type | - | Shell and Tube | | | | | |
| | Fouling factor | $m^2 \cdot °C/kW$ | 0.044 | 0.044 | 0.044 | 0.044 | 0.044 | 0.044 |
| | Water flow volume | L/s | 375.7 | 392.8 | 411.4 | 430.0 | 448.9 | 486.1 |
| | | GPM | 5956 | 6227 | 6521 | 6816 | 7116 | 7706 |
| | Pressure drop | kPa | 63.6 | 60.8 | 60.4 | 60.3 | 64.2 | 61.8 |
| | | ft.WG | 20.9 | 19.9 | 19.8 | 19.8 | 21.1 | 20.3 |
| | Connection pipe | mm | DN450 | DN450 | DN450 | DN450 | DN500 | DN500 |
| Sound pressure level(Max.) | | dB(A) | 86 | 86 | 86 | 86 | 92 | 92 |
| Dimenstion (W×D×H) | Outline | mm | 5800x2750x3100 | 5800x3000x3300 | 5800x3000x3300 | 5800x3000x3300 | 6400×3370×3750 | 6400×3370×3750 |
| | Package | mm | 6200x3000x3350 | 6100x3550x3550 | 6100x3550x3550 | 6100x3550x3550 | 6700×4950×4000 | 6700×4950×4000 |
| Net/Gross/Operating weight | | kg | 21500/29000/24700 | 22500/26800/25900 | 23000/27400/26500 | 23500/27700/27100 | 29000/30000/33050 | 30000/31000/34150 |
| Loading quantity | 40'GP/40'HQ | set | 1 | 1 | 1 | 1 | 1 | 1 |

| Model | | | CE620SKLQKL | CE621TKNRKN-G | CE630TKMRKM-G | CE631TKLRKL-G | CE710TLNRLL-G | CE711TLMSLP-G |
|---|---|---|---|---|---|---|---|---|
| Cooling capacity | | kW | 4922 | 5274 | 5626 | 5977 | 6329 | 6680 |
| | | RT | 1400 | 1500 | 1600 | 1700 | 1800 | 1900 |
| EER | | W/W | 6.38 | 6.55 | 6.62 | 6.50 | 6.66 | 6.68 |
| IPLV | | W/W | 6.95 | 7.14 | 7.08 | 7.24 | 7.12 | 7.27 |
| Power supply | | V/Ph/Hz | 380/3/50 | | | | | |
| Power input | | kW | 771.5 | 805.2 | 849.8 | 898.8 | 950.3 | 1000.0 |
| RLA | | A | 1317 | 52.2 | 55.1 | 58.3 | 61.6 | 64.9 |
| Compressor | Type | - | Centrifugal | | | | | |
| | Starting mode | - | soft starting | Direct starting | | | | |
| | Quantity | - | 1 | 1 | 1 | 1 | 1 | 1 |
| Refrigerant charge volume | | kg | 1500 | 1600 | 1650 | 1700 | 2000 | 2050 |
| Refrigeration oil | Type | - | No.68 synthetic fatty oil | | | | | |
| | Charge volume | L | 100 | 100 | 100 | 100 | 120 | 120 |
| Evaporator | Type | - | Flooded | | | | | |
| | Fouling factor | $m^2 \cdot °C/kW$ | 0.018 | 0.018 | 0.018 | 0.018 | 0.018 | 0.018 |
| | Water flow volume | L/s | 212.20 | 227.30 | 242.50 | 257.60 | 272.80 | 288.00 |
| | | GPM | 3364.0 | 3604.0 | 3844.0 | 4084.0 | 4325.0 | 4565.0 |
| | Pressure drop | kPa | 56.9 | 52.6 | 52.3 | 52.9 | 63.8 | 62.8 |
| | | ft.WG | 18.7 | 17.3 | 17.2 | 17.4 | 20.9 | 20.6 |
| | Connection pipe | mm | DN350 | DN350 | DN350 | DN350 | DN400 | DN400 |
| Condenser | Type | - | Shell and Tube | | | | | |
| | Fouling factor | $m^2 \cdot °C/kW$ | 0.044 | 0.044 | 0.044 | 0.044 | 0.044 | 0.044 |
| | Water flow volume | L/s | 263.50 | 281.30 | 299.60 | 319.10 | 338.10 | 356.80 |
| | | GPM | 4177.0 | 4459.2 | 4749.3 | 5058.4 | 5359.6 | 5656.0 |
| | Pressure drop | kPa | 47.8 | 46.7 | 46.0 | 46.4 | 64.5 | 63.9 |
| | | ft.WG | 15.7 | 15.3 | 15.1 | 15.2 | 21.2 | 21.0 |
| | Connection pipe | mm | DN350 | DN400 | DN400 | DN400 | DN450 | DN450 |
| Sound pressure level(Max.) | | dB(A) | 85 | 85 | 85 | 85 | 86 | 86 |
| Dimenstion (W×D×H) | Outline | mm | 5250x2530x2880 | 5400x2750x3000 | 5400x2750x3000 | 5400x2750x3000 | 5800x2750x3100 | 5800x2750x3100 |
| | Package | mm | 5600x2900x3100 | 5700x3150x3200 | 5700x3150x3200 | 5700x3150x3200 | 6200x3000x3350 | 6200x3000x3350 |
| Net/Gross/Operating weight | | kg | 17400/17900/19750 | 18600/21250/21250 | 19000/21500/21700 | 19500/22050/22250 | 20500/28000/23550 | 21000/28000/24200 |
| Loading quantity | 40'GP/40'HQ | set | 1 | 1 | 1 | 1 | 1 | 1 |

| Model | | | CE820WSMUSM-G | CE820WSLUSL-G | CE610UN4SN4-2-G | CE611UN3SN3-2-G | CE620UN2SN2-2-G | CE621UN1SN1-2-G |
|---|---|---|---|---|---|---|---|---|
| Cooling capacity | | kW | 9845 | 10550 | 8438 | 9142 | 9845 | 10550 |
| | | RT | 2800 | 3000 | 2400 | 2600 | 2800 | 3000 |
| EER | | W/W | 6.69 | 6.71 | 6.68 | 6.67 | 6.68 | 6.72 |
| IPLV | | W/W | 7.11 | 7.30 | 8.18 | 8.18 | 8.19 | 8.24 |
| Power supply | | V/Ph/Hz | 380/3/50 | | | | | |
| Power input | | kW | 1472 | 1572 | 1263 | 1371 | 1474 | 1570 |
| RLA | | A | 95.5 | 102 | 81.9 | 88.9 | 95.6 | 101.8 |
| Compressor | Type | - | Centrifugal | | | | | |
| | Starting mode | - | Direct starting | | | | | |
| | Quantity | - | | | 2 | 2 | 2 | 2 |
| Refrigerant charge volume | | kg | 2700 | 2800 | 3100 | 3200 | 3300 | 3400 |
| Refrigeration oil | Type | - | No.68 synthetic fatty oil | | | | | |
| | Charge volume | L | 140 | 140 | 200 | 200 | 200 | 200 |
| Evaporator | Type | - | Flooded | | | | | |
| | Fouling factor | $m^2 \cdot °C/kW$ | 0.018 | 0.018 | 0.018 | 0.018 | 0.018 | 0.018 |
| | Water flow volume | L/s | 424.40 | 454.70 | 363.70 | 394.10 | 424.40 | 454.70 |
| | | GPM | 6728 | 7208 | 5766 | 6247 | 6727 | 7208 |
| | Pressure drop | kPa | 69.4 | 69.2 | 43.7 | 43.9 | 43.5 | 43.2 |
| | | ft.WG | 22.8 | 22.7 | 14.3 | 14.4 | 14.3 | 14.2 |
| | Connection pipe | mm | DN500 | DN500 | DN500 | DN500 | DN500 | DN500 |
| Condenser | Type | - | Shell and Tube | | | | | |
| | Fouling factor | $m^2 \cdot °C/kW$ | 0.044 | 0.044 | 0.044 | 0.044 | 0.044 | 0.044 |
| | Water flow volume | L/s | 523.6 | 560.8 | 448.9 | 486.4 | 523.8 | 560.7 |
| | | GPM | 8300.1 | 8889.8 | 7116.0 | 7711.0 | 8303.0 | 8889.0 |
| | Pressure drop | kPa | 59.7 | 57.7 | 40.1 | 39.9 | 39.7 | 39.7 |
| | | ft.WG | 19.6 | 18.9 | 13.2 | 13.1 | 13.0 | 13.0 |
| | Connection pipe | mm | DN500 | DN500 | DN500 | DN500 | DN500 | DN500 |
| Sound pressure level (Max. ) | | dB(A) | 92 | 92 | 88 | 88 | 88 | 88 |
| Dimenstion (W×D×H) | Outline | mm | 6400×3370×3750 | 6400×3370×3750 | 7600x2960x3150 | 7600x2960x3150 | 7600x2960x3150 | 7600x2960x3150 |
| | Package | mm | 6700×4950×4000 | 6700×4950×4000 | 8000x3360x3360 | 8000x3360x3360 | 8000x3360x3360 | 8000x3360x3360 |
| Net/Gross/Operating weight | | kg | 31000/32000/35350 | 32000/33000/36450 | 32000/33000/36550 | 33000/34000/37650 | 34000/35000/38750 | 35000/36000/39850 |
| Loading quantity | 40'GP/40'HQ | set | 1 | 1 | 1 | 1 | 1 | 1 |

# CVE Series Permanent Magnet Synchronous Inverter Centrifugal Chiller

R134A INVERTER

It adopts high-efficiency DC inverter centrifugal compressor with internationally leading coefficient of performance. It provides high-efficiency and stable operation, and can be connected to all sorts of fan coil units to realize cooling for large civil and industrial buildings.

Display Panel
CM27-GZ12/A1(M)

Wide operation range

Comprehensive protection

Memory function

Long-distance monitoring

High efficiency

Energy saving function

Direct-driven impeller

Integrated inverter

Two-stage compression

》 As it adopts high-efficiency motor direct-driven two-stage impellers with simpler structure and more reliable operation, the size and weight of compressor is only 40% of the conventional compressor with the same cooling capacity.

》 It adopts high-efficiecy permanent magnet synchronous inverter motor, whose power is over 400kW and rotation speed is over 18000rp. Meanwhile, the helical refrigerant ejecting cooling technology is adopted to ensure high-efficiency operation of the motor.

》 The design of impeller and diffuser is optimized for achieving high-efficiency operation of compressor in various loads.

》 It adopts sensor control technology to control the position of motor precisely and improve the reliability.

》 It adopts the unique diffuser with wide blade spacing to achieve high-efficiency recycle of pressure.

》 Two-stage compressor air makeup technology and economizer are adopted to improve efficiency by 5~6% compared with one-stage cooling circulation system. Rotation speed of compressor is reduced, operation reliability is improved and lifespan is prolonged. Meanwhile, surge margin and operation range are wide.

》 User-friendly touch screen is adopted for convenient operation, precise control and stable output.

AHRI CERTIFIED

| Operating condition of nominal cooling (water temperature) | | | | Operating range (water temperature) | | | |
|---|---|---|---|---|---|---|---|
| Chilled water | | Cooling water | | Chilled water | | Cooling water | |
| Inlet(℃) | Outlet(℃) | Inlet(℃) | Outlet(℃) | Outlet(℃) | I/O difference(℃) | Inlet(℃) | I/O difference(℃) |
| 12.2 | 6.7 | 29.4 | 34.9 | 5~15 | 2.5~8 | 12~35 | 3.5~8 |

| Model | | | CVE210HG4GG4D | CVE210HG4GG4 | CVE210HG3GG3D | CVE210HG3GG3 | CVE220HG2GG2D | CVE220HG2GG2 |
|---|---|---|---|---|---|---|---|---|
| Cooling capacity | | kW | 879 | 879 | 967 | 967 | 1055 | 1055 |
| | | RT | 250 | 250 | 275 | 275 | 300 | 300 |
| EER | | W/W | 6.17 | 6.17 | 6.09 | 6.09 | 6.46 | 6.46 |
| IPLV | | W/W | 10.06 | 10.06 | 10.31 | 10.31 | 10.37 | 10.37 |
| Power supply | | V/Ph/Hz | 380/3/50 | | | | | |
| Power input | | kW | 142.5 | 142.5 | 158.8 | 158.8 | 163.3 | 163.3 |
| RLA | | A | 230.3 | 218.6 | 256.6 | 243.7 | 263.9 | 250.6 |
| Compressor | Type | - | Centrifugal | | | | | |
| | Starting mode | - | Variable frequency start | | | | | |
| | Quantity | - | 1 | 1 | 1 | 1 | 1 | 1 |
| Refrigerant charge volume | | kg | 250 | 350 | 250 | 375 | 300 | 350 |
| Refrigeration oil | Type | - | No.68 synthetic fatty oil | | | | | |
| | Charge volume | L | 25 | 25 | 25 | 25 | 25 | 25 |
| Evaporator | Type | - | Falling film | Flooded | Falling film | Flooded | Falling film | Flooded |
| | Fouling factor | $m^2 \cdot ^\circ C/kW$ | 0.018 | 0.018 | 0.018 | 0.018 | 0.018 | 0.018 |
| | Water flow volume | L/s | 37.89 | 37.89 | 41.68 | 41.68 | 45.47 | 45.47 |
| | | GPM | 600.6 | 600.6 | 660.7 | 660.7 | 720.8 | 720.8 |
| | Pressure drop | kPa | 65.4 | 65.4 | 65.8 | 65.8 | 65.4 | 65.4 |
| | | ft.WG | 21.5 | 21.5 | 21.6 | 21.6 | 21.5 | 21.5 |
| | Connection pipe | mm | DN200 | DN200 | DN200 | DN200 | DN200 | DN200 |
| Condenser | Type | - | Shell and tube | | | | | |
| | Fouling factor | $m^2 \cdot ^\circ C/kW$ | 0.044 | 0.044 | 0.044 | 0.044 | 0.044 | 0.044 |
| | Water flow volume | L/s | 47.27 | 47.27 | 52.09 | 52.09 | 56.37 | 56.37 |
| | | GPM | 749.3 | 749.3 | 825.7 | 825.7 | 893.6 | 893.6 |
| | Pressure drop | kPa | 55.9 | 55.9 | 56.4 | 56.4 | 56.6 | 56.6 |
| | | ft.WG | 18.3 | 18.3 | 18.5 | 18.5 | 18.6 | 18.6 |
| | Connection pipe | mm | DN200 | DN200 | DN200 | DN200 | DN200 | DN200 |
| Sound pressure level(Max.) | | dB(A) | 80 | 80 | 80 | 80 | 80 | 80 |
| Dimenstion (W×D×H) | Outline | mm | 3770×1590×1910 | 3770×1590×1910 | 3770×1590×1910 | 3770×1590×1910 | 3770×1590×1910 | 3770×1590×1910 |
| | Package | mm | 3900×1750×2200 | 3900×1750×2050 | 3900×1750×2200 | 3900×1750×2050 | 3900×1750×2200 | 3900×1750×2050 |
| Net/Gross/Operating weight | | kg | 5150/6000/5600 | 5150/5650/5700 | 5240/6100/5700 | 5240/5740/5800 | 5500/6375/6000 | 5500/6000/6050 |
| Loading quantity | 40'GP/40'HQ | set | 1 | 1 | 1 | 1 | 1 | 1 |

| Model | | | CVE220HG1GG1D | CVE220HG1GG1 | CVE310LG1HG1D | CVE310LG1HG1 | CVE320MH4HH2D | CVE320MH4HH2 |
|---|---|---|---|---|---|---|---|---|
| Cooling capacity | | kW | 1231 | 1231 | 1406 | 1406 | 1582 | 1582 |
| | | RT | 350 | 350 | 400 | 400 | 450 | 450 |
| EER | | W/W | 6.36 | 6.36 | 6.47 | 6.47 | 6.59 | 6.59 |
| IPLV | | W/W | 10.77 | 10.77 | 10.95 | 10.95 | 10.69 | 10.69 |
| Power supply | | V/Ph/Hz | 380/3/50 | | | | | |
| Power input | | kW | 193.5 | 193.5 | 217.4 | 217.4 | 240.1 | 240.1 |
| RLA | | A | 312.7 | 296 .9 | 351.3 | 333 .6 | 388.1 | 368 .5 |
| Compressor | Type | - | Centrifugal | | | | | |
| | Starting mode | - | Variable frequency start | | | | | |
| | Quantity | - | 1 | 1 | 1 | 1 | 1 | 1 |
| Refrigerant charge volume | | kg | 300 | 450 | 350 | 450 | 375 | 600 |
| Refrigeration oil | Type | - | No.68 synthetic fatty oil | | | | | |
| | Charge volume | L | 25 | 25 | 40 | 40 | 40 | 40 |
| Evaporator | Type | - | Falling film | Flooded | Falling film | Flooded | Falling film | Flooded |
| | Fouling factor | $m^2 \cdot ^\circ C/kW$ | 0.018 | 0.018 | 0.018 | 0.018 | 0.018 | 0.018 |
| | Water flow volume | L/s | 53.05 | 53.05 | 60.62 | 60 .62 | 68.2 | 68.2 |
| | | GPM | 841.0 | 841.0 | 961.0 | 961.0 | 1081.1 | 1081.0 |
| | Pressure drop | kPa | 72.6 | 72.6 | 72.6 | 72.6 | 74.3 | 74.3 |
| | | ft.WG | 23.8 | 23.8 | 23.8 | 23.8 | 24.4 | 24.4 |
| | Connection pipe | mm | DN200 | DN200 | DN200 | DN200 | DN250 | DN250 |
| Condenser | Type | - | Shell and tube | | | | | |
| | Fouling factor | $m^2 \cdot ^\circ C/kW$ | 0.044 | 0.044 | 0.044 | 0.044 | 0.044 | 0.044 |
| | Water flow volume | L/s | 65.90 | 65.90 | 75.14 | 75.14 | 84.32 | 84.32 |
| | | GPM | 1044.6 | 1045.0 | 1191.1 | 1191.0 | 1336.6 | 1337.0 |
| | Pressure drop | kPa | 58.0 | 58.0 | 57.1 | 57.1 | 64.5 | 64.5 |
| | | ft.WG | 19.0 | 19.0 | 18.7 | 18.7 | 21.2 | 21.2 |
| | Connection pipe | mm | DN200 | DN200 | DN200 | DN200 | DN250 | DN250 |
| Sound pressure level(Max.) | | dB(A) | 80 | 80 | 82 | 82 | 82 | 82 |
| Dimenstion (W×D×H) | Outline | mm | 3770×1590×1910 | 3770×1590×1910 | 3850x1810x2220 | 3850x1810x2220 | 4300x1850x2150 | 4300x1850x2150 |
| | Package | mm | 3900×1750×2200 | 3900x1750x2050 | 3950x1950x2500 | 3950x1950x2500 | 4450x1950x2350 | 4500x2000x2500 |
| Net/Gross/Operating weight | | kg | 5700/6575/6200 | 5700/6200/6350 | 6100/7025/6750 | 6100/7025/6400 | 6800/7300/7500 | 6800/7880/7700 |
| Loading quantity | 40'GP/40'HQ | set | 1 | 1 | 1 | 1 | 1 | 1 |

| Model | | | CVE320MH3HH1D | CVE320MH3HH1 | CVE410MH2JH2D | CVE410MH2JH2 | CVE410MH1JH1D | CVE410MH1JH1 |
|---|---|---|---|---|---|---|---|---|
| Cooling capacity | | kW | 1758 | 1758 | 1934 | 1934 | 2110 | 2110 |
| | | RT | 500 | 500 | 550 | 550 | 600 | 600 |
| EER | | W/W | 6.48 | 6.48 | 6.67 | 6.67 | 6.58 | 6.58 |
| IPLV | | W/W | 10.95 | 10.95 | 10.87 | 10.87 | 11.12 | 11.12 |
| Power supply | | V/Ph/Hz | 380/3/50 | | | | | |
| Power input | | kW | 271.3 | 271.3 | 289.9 | 289.9 | 320.6 | 320.6 |
| RLA | | A | 438.5 | 416.4 | 468.6 | 444.9 | 518.2 | 492 |
| Compressor | Type | - | Centrifugal | | | | | |
| | Starting mode | - | Variable frequency start | | | | | |
| | Quantity | - | 1 | 1 | 1 | 1 | 1 | 1 |
| Refrigerant charge volume | | kg | 385 | 575 | 425 | 650 | 450 | 650 |
| Refrigeration oil | Type | - | No.68 synthetic fatty oil | | | | | |
| | Charge volume | L | 40 | 40 | 40 | 40 | 40 | 40 |
| Evaporator | Type | - | Falling film | Flooded | Falling film | Flooded | Falling film | Flooded |
| | Fouling factor | $m^2 \cdot ^\circ C/kW$ | 0.018 | 0.018 | 0.018 | 0.018 | 0.018 | 0.018 |
| | Water flow volume | L/s | 75.78 | 75.78 | 83.36 | 83.36 | 90.93 | 90.93 |
| | | GPM | 1201.3 | 1201.0 | 1321.4 | 1321.0 | 1441.4 | 1441.4 |
| | Pressure drop | kPa | 74.3 | 74.3 | 76.0 | 76.0 | 74.4 | 74.4 |
| | | ft.WG | 24.4 | 24.4 | 24.9 | 24.9 | 24.4 | 24.4 |
| | Connection pipe | mm | DN250 | DN250 | DN250 | DN250 | DN250 | DN250 |
| Condenser | Type | - | Shell and tube | | | | | |
| | Fouling factor | $m^2 \cdot ^\circ C/kW$ | 0.044 | 0.044 | 0.044 | 0.044 | 0.044 | 0.044 |
| | Water flow volume | L/s | 93.90 | 93.90 | 102.90 | 102.90 | 112.50 | 112.50 |
| | | GPM | 1488.5 | 1489.0 | 1631.2 | 1631.0 | 1783.4 | 1783.0 |
| | Pressure drop | kPa | 69.9 | 69.9 | 67.4 | 67.4 | 66.9 | 66.9 |
| | | ft.WG | 22.9 | 22.9 | 22.1 | 22.1 | 21.9 | 21.9 |
| | Connection pipe | mm | DN250 | DN250 | DN250 | DN250 | DN250 | DN250 |
| Sound pressure level(Max.) | | dB(A) | 82 | 82 | 84 | 84 | 84 | 84 |
| Dimenstion (W×D×H) | Outline | mm | 4300x1850x2150 | 4300x1850x2150 | 4250x1910x2210 | 4250x1910x2210 | 4250x1910x2210 | 4250x1910x2210 |
| | Package | mm | 4450x1950x2500 | 4500x2000x2500 | 4400x2100x2600 | 4400x2100x2600 | 4400x2100x2600 | 4400x2100x2600 |
| Net/Gross/Operating weight | | kg | 6880/7930/7600 | 6880/7960/7750 | 7710/8810/8450 | 7710/8810/8700 | 7820/8770/8600 | 7820/8770/8800 |
| Loading quantity | 40'GP/40'HQ | set | | 1 | 1 | 1 | 1 | 1 |

| Model | | | CVE510PIEKIED | CVE510PIEKIE | CVE510PIDKIDD | CVE510PIDKID | CVE520PICKICD | CVE520PICKIC |
|---|---|---|---|---|---|---|---|---|
| Cooling capacity | | kW | 2285 | 2285 | 2461 | 2461 | 2637 | 2637 |
| | | RT | 650 | 650 | 700 | 700 | 750 | 750 |
| EER | | W/W | 6.66 | 6.66 | 6.57 | 6.57 | 6.74 | 6.74 |
| IPLV | | W/W | 10.94 | 10.94 | 11.13 | 11.13 | 10.91 | 10.91 |
| Power supply | | V/Ph/Hz | 380/3/50 | | | | | |
| Power input | | kW | 343.2 | 343 .2 | 374.6 | 374 .6 | 391.3 | 391.3 |
| RLA | | A | 554.6 | 526 .6 | 605.5 | 574.9 | 632.4 | 600.4 |
| Compressor | Type | - | Centrifugal | | | | | |
| | Starting mode | - | Variable frequency start | | | | | |
| | Quantity | - | 1 | 1 | 1 | 1 | 1 | 1 |
| Refrigerant charge volume | | kg | 600 | 800 | 600 | 850 | 625 | 850 |
| Refrigeration oil | Type | - | No.68 synthetic fatty oil | | | | | |
| | Charge volume | L | 40 | 40 | 40 | 40 | 40 | 40 |
| Evaporator | Type | - | Falling film | Flooded | Falling film | Flooded | Falling film | Flooded |
| | Fouling factor | $m^2 \cdot ^\circ C/kW$ | 0.018 | 0.018 | 0.018 | 0.018 | 0.018 | 0.018 |
| | Water flow volume | L/s | 98.51 | 98.51 | 106.10 | 106.10 | 113.70 | 113.70 |
| | | GPM | 1561.6 | 1562.0 | 1681.9 | 1682.0 | 1802.4 | 1802.0 |
| | Pressure drop | kPa | 72.9 | 72.9 | 71.5 | 71.5 | 73.3 | 73.3 |
| | | ft.WG | 23.9 | 23.9 | 23.5 | 23.5 | 24.0 | 24.0 |
| | Connection pipe | mm | DN250 | DN250 | DN250 | DN250 | DN250 | DN250 |
| Condenser | Type | - | Shell and tube | | | | | |
| | Fouling factor | $m^2 \cdot ^\circ C/kW$ | 0.044 | 0.044 | 0.044 | 0.044 | 0.044 | 0.044 |
| | Water flow volume | L/s | 121.60 | 121.60 | 131.20 | 131.20 | 140.10 | 140.10 |
| | | GPM | 1927.6 | 1928.0 | 2079.8 | 2080.0 | 2220.9 | 2221.0 |
| | Pressure drop | kPa | 56.7 | 56.7 | 56.8 | 56.8 | 55.9 | 55.9 |
| | | ft.WG | 18.6 | 18.6 | 18.6 | 18.6 | 18.3 | 18.3 |
| | Connection pipe | mm | DN250 | DN250 | DN250 | DN250 | DN250 | DN250 |
| Sound pressure level(Max.) | | dB(A) | 84 | 84 | 84 | 84 | 84 | 84 |
| Dimenstion (W×D×H) | Outline | mm | 4550x2010x2300 | 4550x2010x2300 | 4550x2010x2300 | 4550x2010x2300 | 4550x2010x2300 | 4550x2010x2300 |
| | Package | mm | 4700x2100x2500 | 4700x2100x2500 | 4700x2100x2500 | 4700x2100x2500 | 4700x2100x2500 | 4700x2100x2500 |
| Net/Gross/Operating weight | | kg | 8860/9360/9850 | 8860/9360/10050 | 8963/9470/10000 | 8970/9470/10250 | 9270/9800/10350 | 9270/9800/10550 |
| Loading quantity | 40'GP/40'HQ | set | 1 | 1 | 1 | 1 | 1 | 1 |

| Model | | | CVE520PIBKIBD | CVE520PIBKIB | CVE520PIAKIAD | CVE520PIAKIA | CVE520QJCMJDD | CVE610QJCMJD |
|---|---|---|---|---|---|---|---|---|
| Cooling capacity | | kW | 2813 | 2813 | 2989 | 2989 | 3164 | 3164 |
| | | RT | 800 | 800 | 850 | 850 | 900 | 900 |
| EER | | W/W | 6.72 | 6.72 | 6.63 | 6.63 | 6.56 | 6.83 |
| IPLV | | W/W | 11.11 | 11.11 | 11.24 | 11.24 | 11.49 | 11.3 |
| Power supply | | V/Ph/Hz | 380/3/50 | | | | | |
| Power input | | kW | 418.6 | 418.6 | 450.8 | 450.8 | 482.4 | 463.3 |
| RLA | | A | 676.5 | 642.4 | 728.6 | 691.8 | 779.7 | 711 |
| Compressor | Type | - | Centrifugal | | | | | |
| | Starting mode | - | Variable frequency start | | | | | |
| | Quantity | - | 1 | 1 | 1 | 1 | 1 | 1 |
| Refrigerant charge volume | | kg | 650 | 900 | 650 | 900 | 725 | 1000 |
| Refrigeration oil | Type | - | No.68 synthetic fatty oil | | | | | |
| | Charge volume | L | 40 | 40 | 40 | 40 | 40 | 40 |
| Evaporator | Type | - | Falling film | Flooded | Falling film | Flooded | Falling film | Flooded |
| | Fouling factor | $m^2 \cdot ^\circ C/kW$ | 0.018 | 0.018 | 0.018 | 0.018 | 0.018 | 0.018 |
| | Water flow volume | L/s | 121.20 | 121.20 | 128.80 | 128.80 | 136.40 | 136.40 |
| | | GPM | 1921.3 | 1921.3 | 2041.7 | 2042.0 | 2162.2 | 2162.0 |
| | Pressure drop | kPa | 71.4 | 71.4 | 72.6 | 72.6 | 74.4 | 74.4 |
| | | ft.WG | 23.4 | 23.4 | 23.8 | 23.8 | 24.4 | 24.4 |
| | Connection pipe | mm | DN250 | DN250 | DN250 | DN250 | DN300 | DN300 |
| Condenser | Type | - | Shell and tube | | | | | |
| | Fouling factor | $m^2 \cdot ^\circ C/kW$ | 0.044 | 0.044 | 0.044 | 0.044 | 0.044 | 0.044 |
| | Water flow volume | L/s | 149.50 | 149.50 | 159.20 | 159.20 | 168.70 | 167.90 |
| | | GPM | 2369.9 | 2370.0 | 2523.6 | 2523.6 | 2674.2 | 2661.0 |
| | Pressure drop | kPa | 56.9 | 56.9 | 57.6 | 57.6 | 66.0 | 65.4 |
| | | ft.WG | 18.7 | 18.7 | 18.9 | 18.9 | 21.6 | 21.5 |
| | Connection pipe | mm | DN250 | DN250 | DN250 | DN250 | DN300 | DN300 |
| Sound pressure level(Max.) | | dB(A) | 84 | 84 | 84 | 84 | 84 | 85 |
| Dimenstion (W×D×H) | Outline | mm | 4550x2010x2300 | 4550x2010x2300 | 4550x2010x2300 | 4550x2010x2300 | 4980x2210x2500 | 4980x2210x2500 |
| | Package | mm | 4700x2100x2500 | 4700x2100x2500 | 4700x2100x2500 | 4700x2100x2500 | 5300x2350x2750 | 5300x2350x2750 |
| Net/Gross/Operating weight | | kg | 9390/9900/10450 | 9390/9900/10700 | 9480/10000/10550 | 9480/10000/10800 | 10495/11220/11750 | 10730/11220/12250 |
| Loading quantity | 40'GP/40'HQ | set | 1 | 1 | 1 | 1 | 1 | 1 |

| Model | | | CVE610QJBMJC | CVE620QJAMJB | CVE620RJAMJA | CVE710SKNQKN | CVE710SKMQKM | CVE720SKLQKL |
|---|---|---|---|---|---|---|---|---|
| Cooling capacity | | kW | 3340 | 3516 | 3868 | 4219 | 4571 | 4922 |
| | | RT | 950 | 1000 | 1100 | 1200 | 1300 | 1400 |
| EER | | W/W | 6.76 | 6.84 | 6.75 | 6.85 | 6.75 | 6.84 |
| IPLV | | W/W | 11.44 | 11.16 | 11.44 | 11.21 | 11.44 | 11.23 |
| Power supply | | V/Ph/Hz | 380/3/50 | | | | | |
| Power input | | kW | 494.8 | 514 | 573 | 615.9 | 677.2 | 719.7 |
| RLA | | A | 758.3 | 788.9 | 879.3 | 945.3 | 1039 | 1104 |
| Compressor | Type | - | Centrifugal | | | | | |
| | Starting mode | - | Variable frequency start | | | | | |
| | Quantity | - | 1 | 1 | 1 | 1 | 1 | 1 |
| Refrigerant charge volume | | kg | 1050 | 1050 | 1150 | 1500 | 1550 | 1600 |
| Refrigeration oil | Type | - | No.68 synthetic fatty oil | | | | | |
| | Charge volume | L | 40 | 50 | 50 | 60 | 60 | 60 |
| Evaporator | Type | - | Flooded | Flooded | Flooded | Flooded | Flooded | Flooded |
| | Fouling factor | $m^2 \cdot ^\circ C/kW$ | 0.018 | 0.018 | 0.018 | 0.018 | 0.018 | 0.018 |
| | Water flow volume | L/s | 144.00 | 151.60 | 166.70 | 181.90 | 197.00 | 212.20 |
| | | GPM | 2282.0 | 2403.0 | 2643.0 | 2883.5 | 3122.9 | 3363.8 |
| | Pressure drop | kPa | 74.5 | 74.4 | 75.9 | 56.0 | 55.4 | 56.9 |
| | | ft.WG | 24.4 | 24.4 | 24.9 | 18.4 | 18.2 | 18.7 |
| | Connection pipe | mm | DN300 | DN300 | DN300 | DN350 | DN350 | DN350 |
| Condenser | Type | - | Shell and tube | | | | | |
| | Fouling factor | $m^2 \cdot ^\circ C/kW$ | 0.044 | 0.044 | 0.044 | 0.044 | 0.044 | 0.044 |
| | Water flow volume | L/s | 177.40 | 186.50 | 205.50 | 223.70 | 242.80 | 261.10 |
| | | GPM | 2813.0 | 2956.0 | 3257.0 | 3546.1 | 3848.9 | 4139.0 |
| | Pressure drop | kPa | 66.1 | 66.2 | 67.4 | 47.2 | 47.2 | 47.0 |
| | | ft.WG | 21.7 | 21.7 | 22.1 | 15.5 | 15.5 | 15.4 |
| | Connection pipe | mm | DN300 | DN300 | DN300 | DN350 | DN350 | DN350 |
| Sound pressure level(Max.) | | dB(A) | 85 | 85 | 85 | 85 | 85 | 85 |
| Dimenstion (W×D×H) | Outline | mm | 4980x2210x2500 | 4980x2210x2500 | 4980x2310x2700 | 5250x2530x3100 | 5250x2530x3100 | 5250x2530x3100 |
| | Package | mm | 5300x2350x2750 | 5300x2350x2750 | 5100x2600x2850 | 5450x2900x3300 | 5450x2900x3300 | 5450x2900x3300 |
| Net/Gross/Operating weight | | kg | 10860/12250/12400 | 11010/11510/12600 | 12000/12600/13750 | 15500/16600/17800 | 16000/17300/18350 | 16500/17900/18900 |
| Loading quantity | 40'GP/40'HQ | set | 1 | 1 | 1 | 1 | 1 | 1 |

Notes:
1. Above model selection is applicable to the condition in which leaving chilled water temperature is 6.67℃ and entering cooling water temperature is 29.44℃.
2. Standard unit's water side bearing pressure is 1.0MPa; 1.6MPa is an available option.
3. Fouling coefficients of chilled water and cooling water are 0.018 m2·℃/kW and 0.044 m2·℃/kW respectively.
4. Above water flow is indicated according to ARI 550/590-2018; IPLV is the test value obtained based on the working condition specified in ARI 550/590-2015.
5. For compressr using inverter starter, starting current < rated current; power factor is 0.99; cooling capacity: 250-1400RT. The diode inverter startup cabinet (type code : D) is the standard part for the unit, while the four-quadrant inverter startup cabinet (type code: null) is the  ptional one.
6. The unit's performance parameters may be changed without prior notice due to product improvement. For the specific parameters，please refer to product nameplate.

# CCE Series Magnetic Bearing Inverter Centrifugal Chiller

R134A INVERTER

Gree CCE series magnetic bearing inverter centrifugal chiller adopts the magnetic bearing compressor for aeronautic industry, which achieves oil-free operation of cooling system, avoids complicated lubricant system and greatly improves system's reliability. This series can be widely adopted in hotels, office buildings, etc.

Display Panel
CM27-GZ12/A1(M)

Quiet function

Comprehensive protection

Memory function

Long-distance monitoring

》 It adopts magnetic bearing to achieve oil-free operation and reduce the heat exchange influence of lubricant.
》 The system adopts flooded heat exchange design and built-in subcooler in condenser.
》 Impellers directly driven by the motor with gearless design, improving the reliability of the system.
》 With advanced and reliable microcomputer control system, powerful group control modules and building communication interface.
》 User-friendly touch screen is adopted for convenient operation, precise control and stable output.
》 Multiple protection functions.
》 Noise of this entire unit is 10 dB(A) lower than that of the traditional ones.

| Operating condition of nominal cooling (water temperature) | | | | Operating range (water temperature) | | | |
|---|---|---|---|---|---|---|---|
| Chilled water | | Cooling water | | Chilled water | | Cooling water | |
| Inlet(℃) | Outlet(℃) | Inlet(℃) | Outlet(℃) | Outlet(℃) | I/O difference(℃) | Inlet(℃) | I/O difference(℃) |
| 12.2 | 6.7 | 29.4 | 34.9 | 5~15 | 2.5~8 | 12~35 | 3.5~8 |

| Model | | | CCE210FE5EE5D | CCE210FE5EE5 | CCE220FE4EE4D | CCE220FE4EE4 | CCE220FE3EE3D |
|---|---|---|---|---|---|---|---|
| Cooling capacity | | kW | 352 | 352 | 457 | 457 | 527 |
| | | RT | 100 | 100 | 130 | 130 | 150 |
| EER | | W/W | 5.69 | 5.69 | 5.87 | 5.87 | 5.76 |
| IPLV | | W/W | 9.65 | 9.65 | 9.41 | 9.41 | 9.76 |
| Power supply | | V/Ph/Hz | 380/3/50 | | | | |
| Power input | | kW | 61.8 | 61.8 | 77.9 | 77.9 | 91.6 |
| RLA | | A | 99.9 | 94.8 | 125.9 | 119.5 | 148.0 |
| Compressor | Type | - | Centrifugal | | | | |
| | Starting mode | - | Variable frequency start | | | | |
| | Quantity | - | 1 | 1 | 1 | 1 | 1 |
| Refrigerant charge volume | | kg | 170 | 170 | 200 | 200 | 200 |
| Evaporator | Type | - | Falling film | | | | |
| | Fouling factor | $m^2 \cdot ^\circ C/kW$ | 0.018 | 0.018 | 0.018 | 0.018 | 0.018 |
| | Water flow volume | L/s | 15.16 | 15.16 | 19.70 | 19.70 | 22.73 |
| | | GPM | 240.3 | 240.3 | 312.3 | 312.3 | 360.3 |
| | Pressure drop | kPa | 34.9 | 34.9 | 38.2 | 38.2 | 38.5 |
| | | ft.WG | 11.4 | 11.4 | 12.5 | 12.5 | 12.6 |
| | Connection pipe | mm | DN150 | DN150 | DN150 | DN150 | DN150 |
| Condenser | Type | - | Shell and tube | | | | |
| | Fouling factor | $m^2 \cdot ^\circ C/kW$ | 0.044 | 0.044 | 0.044 | 0.044 | 0.044 |
| | Water flow volume | L/s | 19.13 | 19.13 | 24.75 | 24.75 | 28.64 |
| | | GPM | 303.2 | 303.2 | 392.3 | 392.3 | 454.0 |
| | Pressure drop | kPa | 35.7 | 35.7 | 40.4 | 40.4 | 40.3 |
| | | ft.WG | 11.7 | 11.7 | 13.3 | 13.3 | 13.2 |
| | Connection pipe | mm | DN150 | DN150 | DN150 | DN150 | DN150 |
| Sound pressure level(Max.) | | dB(A) | 78 | 78 | 78 | 78 | 78 |
| Dimenstion (W×D×H) | Outline | mm | 3350×1140×1900 | 3350×1140×1900 | 3350×1140×1900 | 3350×1140×1900 | 3350×1140×1900 |
| | Package | mm | 3500×1300×2150 | 3500×1300×2150 | 3500×1300×2150 | 3500×1300×2150 | 3500×1300×2150 |
| Net/Gross/Operating weight | | kg | 2695/3250/3000 | 2695/3250/3000 | 3329/3900/3650 | 3329/3900/3650 | 3500/4100/3850 |
| Loading quantity | 40'GP/40'HQ | set | 1 | 1 | 1 | 1 | 1 |

| Model | | | CCE220FE3EE3 | CCE230FE2EE2D | CCE230FE2EE2 | CCE231GE2FE2D | CCE231GE2FE2 |
|---|---|---|---|---|---|---|---|
| Cooling capacity | | kW | 527 | 633 | 633 | 703 | 703 |
| | | RT | 150 | 180 | 180 | 200 | 200 |
| EER | | W/W | 5.76 | 6.07 | 6.07 | 5.96 | 5.96 |
| IPLV | | W/W | 8.36 | 9.62 | 9.62 | 9.86 | 9.86 |
| Power supply | | V/Ph/Hz | 380/3/50 | | | | |
| Power input | | kW | 91.6 | 104.3 | 104.3 | 118.0 | 118.0 |
| RLA | | A | 140.5 | 168.5 | 160.0 | 190.7 | 181.1 |
| Compressor | Type | - | Centrifugal | | | | |
| | Starting mode | - | Variable frequency start | | | | |
| | Quantity | - | 1 | 1 | 1 | 1 | 1 |
| Refrigerant charge volume | | kg | 200 | 220 | 220 | 220 | 220 |
| Evaporator | Type | - | Falling film | | | | |
| | Fouling factor | $m^2 \cdot ^\circ C/kW$ | 0.018 | 0.018 | 0.018 | 0.018 | 0.018 |
| | Water flow volume | L/s | 22.73 | 27.28 | 27.28 | 30.31 | 30.31 |
| | | GPM | 360.3 | 432.4 | 432.4 | 480.5 | 480.5 |
| | Pressure drop | kPa | 38.5 | 40.4 | 40.4 | 42.7 | 42.7 |
| | | ft.WG | 12.6 | 13.3 | 13.3 | 14.0 | 14.0 |
| | Connection pipe | mm | DN150 | DN150 | DN150 | DN150 | DN150 |
| Condenser | Type | - | Shell and tube | | | | |
| | Fouling factor | $m^2 \cdot ^\circ C/kW$ | 0.044 | 0.044 | 0.044 | 0.044 | 0.044 |
| | Water flow volume | L/s | 28.64 | 34.11 | 34.11 | 38.00 | 38.00 |
| | | GPM | 454.0 | 540.7 | 540.7 | 602.4 | 602.4 |
| | Pressure drop | kPa | 40.3 | 39.4 | 39.4 | 39.7 | 39.7 |
| | | ft.WG | 13.2 | 12.9 | 12.9 | 13.0 | 13.0 |
| | Connection pipe | mm | DN150 | DN150 | DN150 | DN150 | DN150 |
| Sound pressure level(Max.) | | dB(A) | 78 | 78 | 78 | 78 | 78 |
| Dimenstion (W×D×H) | Outline | mm | 3350×1140×1900 | 3350×1140×1900 | 3350×1140×1900 | 3350×1180×1900 | 3350×1180×1900 |
| | Package | mm | 3500×1300×2150 | 3500×1300×2150 | 3500×1300×2150 | 3500×1300×2150 | 3500×1300×2150 |
| Net/Gross/Operating weight | | kg | 3500/4100/3850 | 3700/4200/4050 | 3700/4200/4050 | 3888/4300/4250 | 3888/4300/4250 |
| Loading quantity | 40'GP/40'HQ | set | 1 | 1 | 1 | 1 | 1 |

| Model | | | CCE240GE1FE1D | CCE240GE1FE1 | CCE310HG4GG4D | CCE310HG4GG4 | CCE311HG3GG3D |
|---|---|---|---|---|---|---|---|
| Cooling capacity | | kW | 791 | 791 | 879 | 879 | 967 |
| | | RT | 225 | 225 | 250 | 250 | 275 |
| EER | | W/W | 5.94 | 5.94 | 6.07 | 6.07 | 6.13 |
| IPLV | | W/W | 9.83 | 9.83 | 9.58 | 9.58 | 9.55 |
| Power supply | | V/Ph/Hz | 380/3/50 | | | | |
| Power input | | kW | 133.2 | 133.2 | 144.8 | 143.4 | 157.7 |
| RLA | | A | 215.3 | 204.4 | 234.1 | 222.2 | 254.9 |
| Compressor | Type | - | Centrifugal | | | | |
| | Starting mode | - | Variable frequency start | | | | |
| | Quantity | - | 1 | 1 | 1 | 1 | 1 |
| Refrigerant charge volume | | kg | 250 | 250 | 250 | 250 | 275 |
| Evaporator | Type | - | Falling film | | | | |
| | Fouling factor | $m^2 \cdot °C/kW$ | 0.018 | 0.018 | 0.018 | 0.018 | 0.018 |
| | Water flow volume | L/s | 34.10 | 34.10 | 37.89 | 37.89 | 41.68 |
| | | GPM | 540.6 | 540.6 | 600.6 | 600.6 | 660.7 |
| | Pressure drop | kPa | 40.8 | 40.8 | 61.4 | 61.4 | 62.3 |
| | | ft.WG | 13.4 | 13.4 | 20.1 | 20.1 | 20.4 |
| | Connection pipe | mm | DN150 | DN150 | DN200 | DN200 | DN200 |
| Condenser | Type | - | Shell and tube | | | | |
| | Fouling factor | $m^2 \cdot °C/kW$ | 0.044 | 0.044 | 0.044 | 0.044 | 0.044 |
| | Water flow volume | L/s | 42.77 | 42.77 | 47.38 | 47.38 | 52.04 |
| | | GPM | 678.0 | 678.0 | 751.1 | 751.1 | 824.9 |
| | Pressure drop | kPa | 40.1 | 40.1 | 53.8 | 53.8 | 53.7 |
| | | ft.WG | 13.2 | 13.2 | 17.6 | 17.6 | 17.6 |
| | Connection pipe | mm | DN150 | DN150 | DN200 | DN200 | DN200 |
| Sound pressure level(Max.) | | dB(A) | 78 | 78 | 79 | 79 | 79 |
| Dimenstion (W×D×H) | Outline | mm | 3350×1180×1900 | 3350×1180×1900 | 3770×1590×1950 | 3770×1590×1950 | 3770×1590×1950 |
| | Package | mm | 3500×1300×2150 | 3500×1300×2150 | 3850×2000×2400 | 3850×2000×2400 | 3850×2000×2400 |
| Net/Gross/Operating weight | | kg | 4505/5100/4900 | 4505/5100/4900 | 4833/5750/5250 | 4833/5750/5250 | 4941/5850/5400 |
| Loading quantity | 40'GP/40'HQ | set | 1 | 1 | 1 | 1 | 1 |

| Model | | | CCE311HG3GG3 | CCE311HG2GG2D | CCE311HG2GG2 | CCE320HG1GG1D | CCE320HG1GG1 |
|---|---|---|---|---|---|---|---|
| Cooling capacity | | kW | 966.9 | 1055 | 1055 | 1231 | 1231 |
| | | RT | 275 | 300 | 300 | 350 | 350 |
| EER | | W/W | 6.13 | 6.04 | 6.04 | 6.67 | 6.67 |
| IPLV | | W/W | 9.55 | 9.76 | 9.76 | 10.12 | 10.12 |
| Power supply | | V/Ph/Hz | 380/3/50 | | | | |
| Power input | | kW | 157.7 | 174.6 | 172.9 | 197.2 | 197.2 |
| RLA | | A | 242.1 | 282.3 | 268.0 | 318.8 | 302.7 |
| Compressor | Type | - | Centrifugal | | | | |
| | Starting mode | - | Variable frequency start | | | | |
| | Quantity | - | 1 | 1 | 1 | 1 | 1 |
| Refrigerant charge volume | | kg | 275 | 275 | 275 | 300 | 300 |
| Evaporator | Type | - | Falling film | | | | |
| | Fouling factor | $m^2 \cdot °C/kW$ | 0.018 | 0.018 | 0.018 | 0.018 | 0.018 |
| | Water flow volume | L/s | 41.68 | 45.47 | 45.47 | 53.05 | 53.05 |
| | | GPM | 660.7 | 720.8 | 720.8 | 841.0 | 841.0 |
| | Pressure drop | kPa | 62.3 | 61.8 | 61.8 | 60.7 | 60.7 |
| | | ft.WG | 20.4 | 20.3 | 20.3 | 19.9 | 19.9 |
| | Connection pipe | mm | DN200 | DN200 | DN200 | DN200 | DN200 |
| Condenser | Type | - | Shell and tube | | | | |
| | Fouling factor | $m^2 \cdot °C/kW$ | 0.044 | 0.044 | 0.044 | 0.044 | 0.044 |
| | Water flow volume | L/s | 52.04 | 56.89 | 56.89 | 66.07 | 66.07 |
| | | GPM | 824.9 | 901.8 | 901.8 | 1047.3 | 1047.3 |
| | Pressure drop | kPa | 53.7 | 53.9 | 53.9 | 53.6 | 53.6 |
| | | ft.WG | 17.6 | 17.7 | 17.7 | 17.6 | 17.6 |
| | Connection pipe | mm | DN200 | DN200 | DN200 | DN200 | DN200 |
| Sound pressure level(Max.) | | dB(A) | 79 | 79 | 79 | 79 | 79 |
| Dimenstion (W×D×H) | Outline | mm | 3770×1590×1950 | 3770×1590×1950 | 3770×1590×1950 | 3770×1590×1950 | 3770×1590×1950 |
| | Package | mm | 3850×2000×2400 | 3850×2000×2400 | 3850×2000×2400 | 3850×2000×2400 | 3850×2000×2400 |
| Net/Gross/Operating weight | | kg | 4941/5850/5400 | 5008/5900/5450 | 5008/5900/5450 | 5146/6050/5600 | 5146/6050/5600 |
| Loading quantity | 40'GP/40'HQ | set | 1 | 1 | 1 | 1 | 1 |

| Model | | | CCE410MH4HH2 | CCE420MH3HH1 | CCE420MH1HH1 | CCE510MH2JH2 | CCE510MH1JH1 |
|---|---|---|---|---|---|---|---|
| Cooling capacity | | kW | 1406 | 1582 | 1758 | 1934 | 2110 |
| | | RT | 400 | 450 | 500 | 550 | 600 |
| EER | | W/W | 6.29 | 6.37 | 6.26 | 6.44 | 6.36 |
| IPLV | | W/W | 10.63 | 10.49 | 10.74 | 10.51 | 10.75 |
| Power supply | | V/Ph/Hz | 380/3/50 | | | | |
| Power input | | kW | 223.6 | 248.4 | 280.8 | 300.3 | 331.7 |
| RLA | | A | 343.1 | 381.2 | 431 | 460.8 | 509.1 |
| Compressor | Type | - | Centrifugal | | | | |
| | Starting mode | - | Variable frequency start | | | | |
| | Quantity | - | 1 | 1 | 1 | 1 | 1 |
| Refrigerant charge volume | | kg | 350 | 400 | 400 | 450 | 450 |
| Evaporator | Type | - | Falling film | | | | |
| | Fouling factor | $m^2 \cdot °C/kW$ | 0.018 | 0.018 | 0.018 | 0.018 | 0.018 |
| | Water flow volume | L/s | 60.62 | 68.2 | 75.78 | 83.36 | 90.93 |
| | | GPM | 961.0 | 1081.1 | 1201.3 | 1321.4 | 1441.4 |
| | Pressure drop | kPa | 60.2 | 61.6 | 49.5 | 63.8 | 68.1 |
| | | ft.WG | 19.7 | 20.2 | 16.2 | 20.9 | 22.3 |
| | Connection pipe | mm | DN250 | DN250 | DN250 | DN250 | DN250 |
| Condenser | Type | - | Shell and tube | | | | |
| | Fouling factor | $m^2 \cdot °C/kW$ | 0.044 | 0.044 | 0.044 | 0.044 | 0.044 |
| | Water flow volume | L/s | 57.43 | 84.71 | 94.34 | 103.4 | 113 |
| | | GPM | 910.4 | 1342.8 | 1495.5 | 1639.1 | 1791.3 |
| | Pressure drop | kPa | 59.6 | 61.3 | 73.9 | 61.8 | 63.3 |
| | | ft.WG | 19.5 | 20.1 | 24.2 | 20.3 | 20.8 |
| | Connection pipe | mm | DN250 | DN250 | DN250 | DN250 | DN250 |
| Sound pressure level(Max.) | | dB(A) | 80 | 80 | 80 | 82 | 82 |
| Dimenstion (W×D×H) | Outline | mm | 4300×1850×2190 | 4300×1850×2190 | 4300×1850×2190 | 4200×1910×2220 | 4200×1910×2220 |
| | Package | mm | 4500×2100×2700 | 4500×2100×2700 | 4500×2100×2700 | 4500×2200×2750 | 4500×2200×2750 |
| Net/Gross/Operating weight | | kg | 6335/7550/6950 | 6410/7550/7100 | 6400/7550/7100 | 7604/8650/8350 | 7720/8750/8450 |
| Loading quantity | 40'GP/40'HQ | set | 1 | 1 | 1 | 1 | 1 |

Notes：
1. Above model selection is applicable to the condition in which leaving chilled water temperature is 6.67℃ and entering cooling water temperature is 29.44℃.
2. Standard unit's water side bearing pressure is 1.0MPa; 1.6MPa is an available option.
3. Fouling coefficients of chilled water and cooling water are 0.018 m2·℃/kW and 0.044 m2·℃/kW respectively.
4. Above water flow is indicated according to ARI 550/590-2018; IPLV is the test value obtained based on the working condition specified in ARI 550/590-2018.
5. For compressr using inverter starter, starting current < rated current; power factor is 0.99; cooling capacity: 250-600RT. The diode inverter startup cabinet (type code : D) is the standard part for the unit, while the four-quadrant inverter startup cabinet (type code: null) is the optional one.
6. The unit's performance parameters may be changed without prior notice due to product improvement. For the specific parameters, please refer to product nameplate.
7. The product models are not for EU.

# TERMINAL

Fan Coil Unit

-Concealed Ceiling Type

-Cassette Type

-Floor Ceiling Type

-Vertical Mounted Type

-Wall Mounted Type

Air Curtain

# Fan Coil Unit

## Concealed Ceiling Type

It is a kind of fan coil unit that is connected to the chillers to realize cooling/heating for civil or residential use.





Inner groove copper | Washable filter | Quiet function | Multi fan speed | Compact design

- Optimized air duct design to greatly improve the fan efficiency and lower the operation noise.
- Flexible air inlet/outlet directions to meet different installation requirements.
- Washable filter is optional when equipped with air return box.

| Nominal test condition (temperature) | | | | |
|---|---|---|---|---|
| Item | DB (℃) | WB (℃) | Inlet (℃) | Outlet (℃) |
| Cooling | 27 | 19 | 7 | 12 |
| Heating | 20 | — | 45 | 40 |

## 2 Rows, 12Pa

| Model | | | FP-34WA/GHL-K | FP-51WA/GHL-K | FP-68WA/GHL-K | FP-85WA/GHL-K | FP-102WA/GHL-K | FP-136WA/GHL-K | FP-170WA/GHL-K | FP-204WA/GHL-K |
|---|---|---|---|---|---|---|---|---|---|---|
| Air flow volume(H/M/L) | | m³/h | 370/260/180 | 570/400/280 | 720/504/353 | 870/610/426 | 1020/788/525 | 1360/1095/730 | 1600/1120/764 | 1900/1330/931 |
| | | CFM | 218/153/106 | 335/235/165 | 424/297/208 | 512/359/251 | 600/464/309 | 800/644/235 | 941/659/450 | 1118/783/548 |
| ESP | | Pa | 0 | 0 | 0 | 0 | 0 | 0 | 0 | 0 |
| Capacity | Cooling/Heating | kW | 1.75/2.2 | 2.9/3.4 | 3.4/4.2 | 4.3/4.7 | 4.9/6 | 6.7/8 | 7.0/9 | 10/11.9 |
| Power system | Type | V/Ph/Hz | 220-240V ~ 50Hz | 220-240V ~ 50Hz | 220-240V ~ 50Hz | 220-240V ~ 50Hz | 220-240V ~ 50Hz | 220-240V ~ 50Hz | 220-240V ~ 50Hz | 220-240V ~ 50Hz |
| | Input | W | 35 | 54 | 66 | 84 | 101 | 150 | 154 | 198 |
| Water system | Water flow volume | l/s | 0.08 | 0.14 | 0.16 | 0.21 | 0.23 | 0.32 | 0.33 | 0.48 |
| | Pressure drop(cooling) | kPa | 15 | 30 | 23 | 25 | 35 | 40 | 36 | 40 |
| | | Ft.WG | 4.92 | 9.84 | 7.54 | 8.20 | 11.48 | 13.12 | 11.81 | 13.12 |
| Sound pressure level | | dB(A) | 37 | 38 | 40.5 | 44 | 46 | 46 | 47 | 50.5 |
| Dimension (W×D×H) | Outline | mm | 680×520×235 | 800×520×235 | 900×520×235 | 1000×520×235 | 1080×520×235 | 1380×520×235 | 1520×520×235 | 1620×520×235 |
| | Package | mm | 773×603×325 | 890×603×325 | 990×603×325 | 1090×603×325 | 1170×603×325 | 1470×603×325 | 1605×603×325 | 1710×603×325 |
| Net weight/Gross weight | | kg | 14.5/19.2 | 17/21.9 | 18.9/24 | 20.8/26.2 | 21.9/27.5 | 31.5/37.5 | 34.1/41.6 | 38/44.5 |
| Connection pipe | Water inlet & outlet (inner groove) | inch(mm) | 3/4" | 3/4" | 3/4" | 3/4" | 3/4" | 3/4" | 3/4" | 3/4" |
| | Condensed water drain (outer groove) | inch(mm) | 3/4" | 3/4" | 3/4" | 3/4" | 3/4" | 3/4" | 3/4" | 3/4" |
| Loading quantity | 40'GP/40'HQ | set | 318/424 | 273/364 | 255/340 | 225/300 | 210/280 | 168/224 | 135/204 | 138/184 |
| Optional | Wired remote control | - | Z54352A1/WK-010PM/WK-011PM/WK-010PN/WK-011PN/WK-010PR/WK-010PS/WK-010PV/WK-010PW | | | | | | | |

Note: Parameters are obtained based on the test standard of Eurovent and under 0Pa static pressure with circle bellows & filter.

## 2 Rows, 30Pa

| Model | | | FP-34WAH/GHL-K | FP-51WAH/GHL-K | FP-68WAH/GHL-K | FP-85WAH/GHL-K | FP-102WAH/GHL-K | FP-136WAH/GHL-K | FP-170WAH/GHL-K | FP-204WAH/GHL-K |
|---|---|---|---|---|---|---|---|---|---|---|
| Air flow volume(H/M/L) | | m³/h | 450/315/220 | 590/413/225 | 750/525/367 | 930/651/455 | 1100/770/539 | 1400/980/686 | 1700/1190/833 | 2000/1400/980 |
| | | CFM | 265/185/129 | 347/243/168 | 440/309/216 | 547/383/268 | 647/453/317 | 824/577/404 | 1000/700/490 | 1176/824/577 |
| ESP | | Pa | 0 | 0 | 0 | 0 | 0 | 0 | 0 | 0 |
| Capacity | Cooling/Heating | kW | 2/2.3 | 3.1/3.5 | 3.55/4.5 | 4.5/4.9 | 5.2/6.3 | 6.9/8.2 | 7.2/9.2 | 10.2/12 |
| Power system | Type | V/Ph/Hz | 220-240V ~ 50Hz | 220-240V ~ 50Hz | 220-240V ~ 50Hz | 220-240V ~ 50Hz | 220-240V ~ 50Hz | 220-240V ~ 50Hz | 220-240V ~ 50Hz | 220-240V ~ 50Hz |
| | Input | W | 48 | 57 | 72 | 90 | 111 | 152 | 185 | 222 |
| Water system | Water flow volume | l/s | 0.10 | 0.15 | 0.17 | 0.22 | 0.25 | 0.33 | 0.34 | 0.49 |
| | Pressure drop(cooling) | kPa | 15 | 30 | 23 | 25 | 35 | 40 | 36 | 40 |
| | | Ft.WG | 4.92 | 9.84 | 7.54 | 8.20 | 11.48 | 13.12 | 11.81 | 13.12 |
| Sound pressure level | | dB(A) | 39 | 39 | 41 | 46 | 49 | 48 | 49 | 52 |
| Dimension (W×D×H) | Outline | mm | 680×520×235 | 800×520×235 | 900×520×235 | 1000×520×235 | 1080×520×235 | 1380×520×235 | 1520×520×235 | 1620×520×235 |
| | Package | mm | 773×603×325 | 890×603×325 | 990×603×325 | 1090×603×325 | 1170×603×325 | 1470×603×325 | 1605×603×325 | 1710×603×325 |
| Net weight/Gross weight | | kg | 14.5/19.2 | 17/21.9 | 18.9/24 | 20.8/26.2 | 21.9/27.5 | 31.5/37.5 | 34.1/41.6 | 38/44.5 |
| Connection pipe | Water inlet & outlet (inner groove) | inch(mm) | 3/4" | 3/4" | 3/4" | 3/4" | 3/4" | 3/4" | 3/4" | 3/4" |
| | Condensed water drain (outer groove) | inch(mm) | 3/4" | 3/4" | 3/4" | 3/4" | 3/4" | 3/4" | 3/4" | 3/4" |
| Loading quantity | 40'GP/40'HQ | set | 318/424 | 273/364 | 255/340 | 225/300 | 210/280 | 168/224 | 135/204 | 138/184 |
| Optional | Wired remote control | - | Z54352A1/WK-010PM/WK-011PM/WK-010PN/WK-011PN/WK-010PR/WK-010PS/WK-010PV/WK-010PW | | | | | | | |

## 3 Rows, 12Pa

| Model | | | FP-34WAS/GHL-K | FP-51WAS/GHL-K | FP-68WAS/GHL-K | FP-85WAS/GHL-K | FP-102WAS/GHL-K | FP-136WAS/GHL-K | FP-170WAS/GHL-K | FP-204WAS/GHL-K |
|---|---|---|---|---|---|---|---|---|---|---|
| Air flow volume(H/M/L) | | m³/h | 370/260/180 | 570/400/280 | 720/504/353 | 870/610/426 | 1020/788/525 | 1360/1095/730 | 1600/1120/784 | 1900/1330/931 |
| | | CFM | 218/153/106 | 335/235/165 | 424/297/208 | 512/359/251 | 600/464/309 | 800/644/430 | 941/659/461 | 1118/783/548 |
| ESP | | Pa | 0 | 0 | 0 | 0 | 0 | 0 | 0 | 0 |
| Capacity | Cooling/Heating | kW | 2.1/2.4 | 3.2/3.7 | 4.1/4.8 | 4.8/5.5 | 5.9/6.6 | 7.6/8.9 | 8.8/10.2 | 10.4/12.1 |
| Power system | Type | V/Ph/Hz | 220-240V ~ 50Hz | 220-240V ~ 50Hz | 220-240V ~ 50Hz | 220-240V ~ 50Hz | 220-240V ~ 50Hz | 220-240V ~ 50Hz | 220-240V ~ 50Hz | 220-240V ~ 50Hz |
| | Input | W | 35 | 58 | 66 | 78 | 102 | 161 | 150 | 192 |
| Water system | Water flow volume | l/s | 0.10 | 0.15 | 0.20 | 0.23 | 0.28 | 0.36 | 0.42 | 0.50 |
| | Pressure drop(cooling) | kPa | 20 | 21 | 22 | 30 | 35 | 40 | 33 | 40 |
| | | Ft.WG | 6.56 | 6.89 | 7.22 | 9.84 | 11.48 | 13.12 | 10.82 | 13.12 |
| Sound pressure level | | dB(A) | 37 | 39 | 40.5 | 44 | 48 | 47 | 48 | 50.5 |
| Dimension (W×D×H) | Outline | mm | 680×520×235 | 800×520×235 | 900×520×235 | 1000×520×235 | 1080×520×235 | 1380×520×235 | 1520×520×235 | 1620×520×235 |
| | Package | mm | 773×603×325 | 890×603×325 | 990×603×325 | 1090×603×325 | 1170×603×325 | 1470×603×325 | 1605×603×325 | 1710×603×325 |
| Net weight/Gross weight | | kg | 14.9/19.6 | 17.4/22.3 | 19.3/24.4 | 21.3/26.7 | 22.7/28.3 | 30.9/36.9 | 34.5/42 | 38/44.5 |
| Connection pipe | Water inlet & outlet (inner groove) | inch(mm) | 3/4" | 3/4" | 3/4" | 3/4" | 3/4" | 3/4" | 3/4" | 3/4" |
| | Condensed water drain (outer groove) | inch(mm) | 3/4" | 3/4" | 3/4" | 3/4" | 3/4" | 3/4" | 3/4" | 3/4" |
| Loading quantity | 40'GP/40'HQ | set | 318/424 | 273/364 | 255/340 | 225/300 | 210/280 | 168/224 | 135/204 | 138/184 |
| Optional | Wired remote control | - | Z54352A1/WK-010PM/WK-011PM/WK-010PN/WK-011PN/WK-010PR/WK-010PS/WK-010PV/WK-010PW | | | | | | | |

## 3 Rows, 30Pa

| Model | | | FP-34WAHS/GHL-K | FP-51WAHS/GHL-K | FP-68WAHS/GHL-K | FP-85WAHS/GHL-K | FP-102WAHS/GHL-K | FP-136WAHS/GHL-K | FP-170WAHS/GHL-K | FP-204WAHS/GHL-K |
|---|---|---|---|---|---|---|---|---|---|---|
| Air flow volume(H/M/L) | | m³/h | 450/315/220 | 590/413/225 | 750/525/367 | 930/651/455 | 1100/770/539 | 1400/980/686 | 1700/1190/833 | 2000/1400/980 |
| | | CFM | 265/185/129 | 347/243/168 | 440/309/216 | 547/383/268 | 647/453/317 | 824/577/404 | 1000/700/490 | 1176/824/577 |
| ESP | | Pa | 0 | 0 | 0 | 0 | 0 | 0 | 0 | 0 |
| Capacity | Cooling/Heating | kW | 2.5/2.8 | 3.3/3.8 | 4.2/5.1 | 4.9/5.7 | 6.1/6.9 | 7.8/9 | 9/10.9 | 10.5/12.4 |
| Power system | Type | V/Ph/Hz | 220-240V ~ 50Hz | 220-240V ~ 50Hz | 220-240V ~ 50Hz | 220-240V ~ 50Hz | 220-240V ~ 50Hz | 220-240V ~ 50Hz | 220-240V ~ 50Hz | 220-240V ~ 50Hz |
| | Input | W | 46 | 57 | 72 | 83 | 108 | 164 | 185 | 221 |
| Water system | Water flow volume | l/s | 0.12 | 0.16 | 0.20 | 0.23 | 0.29 | 0.37 | 0.43 | 0.50 |
| | Pressure drop(cooling) | kPa | 20 | 21 | 22 | 30 | 35 | 40 | 33 | 40 |
| | | Ft.WG | 6.56 | 6.89 | 7.22 | 9.84 | 11.48 | 13.12 | 10.82 | 13.12 |
| Sound pressure level | | dB(A) | 39 | 40 | 42 | 46 | 49 | 49 | 49 | 52 |
| Dimension (W×D×H) | Outline | mm | 680×520×235 | 800×520×235 | 900×520×235 | 1000×520×235 | 1080×520×235 | 1380×520×235 | 1520×520×235 | 1620×520×235 |
| | Package | mm | 773×313×615 | 890×313×615 | 990×313×615 | 1090×313×615 | 1170×313×615 | 1470×313×615 | 1605×313×615 | 1710×313×615 |
| Net weight/Gross weight | | kg | 14.9/19.6 | 17.4/22.3 | 19.3/24.4 | 21.3/26.7 | 22.7/28.3 | 30.9/36.9 | 34.5/42 | 38/44.5 |
| Connection pipe | Water inlet & outlet (inner groove) | inch(mm) | 3/4" | 3/4" | 3/4" | 3/4" | 3/4" | 3/4" | 3/4" | 3/4" |
| | Condensed water drain (outer groove) | inch(mm) | 3/4" | 3/4" | 3/4" | 3/4" | 3/4" | 3/4" | 3/4" | 3/4" |
| Loading quantity | 40'GP/40'HQ | set | 318/424 | 273/364 | 255/340 | 225/300 | 210/280 | 168/224 | 135/204 | 138/184 |
| Optional | Wired remote control | - | Z54352A1/WK-010PM/WK-011PM/WK-010PN/WK-011PN/WK-010PR/WK-010PS/WK-010PV/WK-010PW | | | | | | | |

Note: Parameters are obtained based on the test standard of Eurovent and under 0Pa static pressure with circle bellows & filter.

## 3 Rows, 50Pa

| Model | | | FP-51WAUS/G(T)-K | FP-68WAUS/G(T)-K | FP-85WAUS/G(T)-K | FP-102WAUS/G(T)-K | FP-136WAUS/G(T)-K | FP-170WAUS/G(T)-K | FP-204WAUS/G(T)-K | FP-238WAUS/G(T)-K |
|---|---|---|---|---|---|---|---|---|---|---|
| Air flow volume(H/M/L) | | m³/h | 510/394/264 | 680/495/340 | 850/638/425 | 1020/788/525 | 1360/1095/730 | 1700/1275/850 | 2040/1575/1050 | 2380/1850/1250 |
| | | CFM | 300/231/155 | 400/291/170 | 500/375/250 | 600/464/309 | 800/644/429 | 1000/750/500 | 1200/926/618 | 1400/1088/735 |
| ESP | | Pa | 50 | 50 | 50 | 50 | 50 | 50 | 50 | 50 |
| Capacity | Cooling/Heating | kW | 3.15/5.3 | 4.2/6.93 | 5/8.05 | 6.3/10.1 | 8.2/13.2 | 9.8/15.8 | 11.25/18.6 | 13.2/22 |
| Power system | Type | V/Ph/Hz | 220-240V ~50Hz | 220-240V ~50Hz | 220-240V ~50Hz | 220-240V ~50Hz | 220-240V ~50Hz | 220-240V ~50Hz | 220-240V ~50Hz | 220-240V ~50Hz |
| | Input | W | 66 | 83 | 97 | 114 | 174 | 210 | 250 | 300 |
| Water system | Water flow volume | l/s | 0.16 | 0.21 | 0.24 | 0.28 | 0.39 | 0.47 | 0.54 | 0.64 |
| | Pressure drop | kPa | 21 | 22 | 30 | 35 | 40 | 33 | 40 | 50 |
| | | Ft.WG | 6.888 | 7.22 | 9.84 | 11.48 | 13.12 | 10.82 | 13.12 | 16.40 |
| Sound pressure level | | dB(A) | 42 | 43 | 44 | 46 | 47 | 48 | 52 | 53 |
| Dimension (W×D×H) | Outline | mm | 800×460×235 | 900×490×235 | 1000×490×235 | 1190×490×235 | 1520×490×235 | 1620×490×235 | 1770×490×235 | 1950×560×285 |
| | Package | mm | 905×555×255 | 1005×555×255 | 1105×555×255 | 1295×555×255 | 1625×555×255 | 1725×555×255 | 1875×555×255 | 1950×640×350 |
| Net weight/Gross weight | | kg | 14.2/16.9 | 16.2/19.4 | 17.4/21.0 | 18.8/22.7 | 27.6/33.6 | 30.3/35.8 | 32.8/38.3 | 40.0/47.0 |
| Connection pipe | Water inlet & outlet(inner groove) | inch(mm) | 3/4" | 3/4" | 3/4" | 3/4" | 3/4" | 3/4" | 3/4" | 3/4" |
| | Condensed water drain(outer groove) | inch(mm) | 3/4" | 3/4" | 3/4" | 3/4" | 3/4" | 3/4" | 3/4" | 3/4" |
| Loading quantity | 40'GP/40'HQ | unit | 501/436 | 455/390 | 386/344 | 352/288 | 257/229 | 256/228 | 247/205 | 153/132 |
| Optional controller | Wired remote | - | Z54352A1/WK-010PM/WK-011PM/WK-010PN/WK-011PN/WK-010PR/WK-010PS/WK-010PV/WK-010PW | | | | | | | |

| Model | | | FPE-51WAUS/G(T)-K | FPE-68WAUS/G(T)-K | FPE-85WAUS/G(T)-K | FPE-102WAUS/G(T)-K | FPE-136WAUS/G(T)-K | FPE-170WAUS/G(T)-K | FPE-204WAUS/G(T)-K | FPE-238WAUS/G(T)-K |
|---|---|---|---|---|---|---|---|---|---|---|
| Air flow volume(H/M/L) | | m³/h | 510/394/264 | 680/495/340 | 850/638/425 | 1020/788/525 | 1360/1095/730 | 1700/1275/850 | 2040/1575/1050 | 2380/1850/1250 |
| | | CFM | 300/231/155 | 400/291/170 | 500/375/250 | 600/464/309 | 800/644/429 | 1000/750/500 | 1200/926/618 | 1400/1088/735 |
| ESP | | Pa | 50 | 50 | 50 | 50 | 50 | 50 | 50 | 50 |
| Capacity | Cooling/Heating | kW | 3.15/5.3 | 4.2/6.93 | 5/8.05 | 6.3/10.1 | 8.2/13.2 | 9.8/15.8 | 11.25/18.6 | 13.2/22.0 |
| Power system | Type | V/Ph/Hz | 220-240V ~50Hz | 220-240V ~50Hz | 220-240V ~50Hz | 220-240V ~50Hz | 220-240V ~50Hz | 220-240V ~50Hz | 220-240V ~50Hz | 220-240V ~50Hz |
| | Input | W | 40 | 49 | 61 | 80 | 101 | 125 | 173 | 208 |
| Water system | Water flow volume | l/s | 0.16 | 0.21 | 0.24 | 0.28 | 0.39 | 0.47 | 0.54 | 0.64 |
| | Pressure drop | kPa | 21 | 22 | 30 | 35 | 40 | 33 | 40 | 50 |
| | | Ft.WG | 6.888 | 7.22 | 9.84 | 11.48 | 13.12 | 10.82 | 13.12 | 16.40 |
| Sound pressure level | | dB(A) | 42 | 43 | 44 | 46 | 47 | 48 | 52 | 53 |
| Dimension (W×D×H) | Outline | mm | 800×460×235 | 900×490×235 | 1000×490×235 | 1190×490×235 | 1520×490×235 | 1620×490×235 | 1770×490×235 | 1950×560×285 |
| | Package | mm | 905×555×255 | 1005×555×255 | 1105×555×255 | 1295×555×255 | 1625×555×255 | 1725×555×255 | 1875×555×255 | 1950×640×350 |
| Net weight/Gross weight | | kg | 14.2/16.9 | 16.2/19.4 | 17.4/21.0 | 18.8/22.7 | 27.6/33.6 | 30.3/35.8 | 32.8/38.3 | 40.0/47.0 |
| Connection pipe | Water inlet & outlet(inner groove) | inch(mm) | 3/4" | 3/4" | 3/4" | 3/4" | 3/4" | 3/4" | 3/4" | 3/4" |
| | Condensed water drain(outer groove) | inch(mm) | 3/4" | 3/4" | 3/4" | 3/4" | 3/4" | 3/4" | 3/4" | 3/4" |
| Loading quantity | 40'GP/40'HQ | unit | 501/436 | 455/390 | 386/344 | 352/288 | 257/229 | 256/228 | 247/205 | 153/132 |
| Optional controller | Wired remote | - | Z54352A1/WK-010PM/WK-011PM/WK-010PN/WK-011PN/WK-010PR/WK-010PS/WK-010PV/WK-010PW | | | | | | | |

## 3+1 Rows, 30Pa

| Model | | | FP-34WAHT/BHL-K | FP-51WAHT/BHL-K | FP-68WAHT/BHL-K | FP-85WAHT/BHL-K | FP-102WAHT/BHL-K | FP-136WAHT/BHL-K | FP-170WAHT/BHL-K | FP-204WAHT/BHL-K |
|---|---|---|---|---|---|---|---|---|---|---|
| Air flow volume(H/M/L) | | m³/h | 430/323/215 | 640/480/320 | 740/555/370 | 910/683/455 | 1040/780/520 | 1600/1200/800 | 1980/1485/990 | 2100/1575/1050 |
| | | CFM | 253/190/126 | 376/282/188 | 435/326/218 | 535/401/268 | 612/459/306 | 941/706/471 | 1165/874/582 | 1235/926/618 |
| ESP | | Pa | 0 | 0 | 0 | 0 | 0 | 0 | 0 | 0 |
| Capacity | Cooling/Heating | kW | 2.45/3.4 | 3.7/4.7 | 4.55/5.7 | 5.4/6.35 | 6.35/7.55 | 8.30/9.90 | 10.0/11.5 | 10.2/11.9 |
| Power system | Type | V/Ph/Hz | 220-240V ~ 50Hz | 220-240V ~ 50Hz | 220-240V ~ 50Hz | 220-240V ~ 50Hz | 220-240V ~ 50Hz | 220-240V ~ 50Hz | 220-240V ~ 50Hz | 220-240V ~ 50Hz |
| | Input | W | 45 | 66 | 71 | 90 | 113 | 169 | 186 | 216 |
| Water system | Water flow volume | l/s | 0.12 | 0.18 | 0.22 | 0.26 | 0.30 | 0.40 | 0.48 | 0.49 |
| | Pressure drop(cooling) | kPa | 8 | 15 | 24 | 35 | 56 | 17 | 32 | 31 |
| | | Ft.WG | 2.30 | 4.92 | 7.87 | 11.48 | 18.37 | 5.58 | 10.50 | 10.17 |
| Sound pressure level | | dB(A) | 40 | 42 | 44 | 46 | 47 | 48 | 50 | 52 |
| Dimension (W×D×H) | Outline | mm | 881×510×245 | 1011×510×245 | 1131×510×245 | 1211×510×245 | 1371×510×245 | 1761×510×245 | 1921×510×245 | 1921×510×245 |
| | Package | mm | 903×278×625 | 1033×278×625 | 1153×278×625 | 1233×278×625 | 1390×278×625 | 1783×278×625 | 1943×278×625 | 1943×278×625 |
| Net weight/Gross weight | | kg | 19/22.5 | 22.5/27 | 25/29.5 | 27/31.5 | 30.5/35 | 43.5/48.5 | 47/53 | 47/53 |
| Connection pipe | Water inlet & outlet (inner groove) | inch(mm) | 3/4" | 3/4" | 3/4" | 3/4" | 3/4" | 3/4" | 3/4" | 3/4" |
| | Condensed water drain (outer groove) | inch(mm) | 3/4" | 3/4" | 3/4" | 3/4" | 3/4" | 3/4" | 3/4" | 3/4" |
| Loading quantity | 40'GP/40'HQ | set | 321/428 | 270/360 | 252/336 | 271/317 | 198/264 | 156/208 | 144/192 | 144/192 |
| Optional | Wired remote control | - | Luxury wired controller:WK-010PA-K/LCD controller:WK-110PA0 | | | | | | | |

## 4 Rows, 30Pa

| Model | | | FP-34WAHF/BHL-K | FP-51WAHF/BHL-K | FP-68WAHF/BHL-K | FP-85WAHF/BHL-K | FP-102WAHF/BHL-K | FP-136WAHF/BHL-K | FP-170WAHF/BHL-K | FP-204WAHF/BHL-K |
|---|---|---|---|---|---|---|---|---|---|---|
| Air flow volume(H/M/L) | | m³/h | 430/323/215 | 640/480/320 | 740/555/370 | 870/653/435 | 1040/780/520 | 1600/1200/800 | 1980/1485/990 | 2100/1575/1050 |
| | | CFM | 253/190/126 | 376/282/188 | 435/326/218 | 512/384/256 | 612/459/306 | 941/706/471 | 1165/874/582 | 1235/926/618 |
| ESP | | Pa | 0 | 0 | 0 | 0 | 0 | 0 | 0 | 0 |
| Capacity | Cooling/Heating | kW | 2.65/3.10 | 3.80/4.40 | 5.00/5.45 | 5.7/6.15 | 7.10/7.30 | 8.90/9.50 | 11.00/12.3 | 11.20/13 |
| Power system | Type | V/Ph/Hz | 220-240V ~ 50Hz | 220-240V ~ 50Hz | 220-240V ~ 50Hz | 220-240V ~ 50Hz | 220-240V ~ 50Hz | 220-240V ~ 50Hz | 220-240V ~ 50Hz | 220-240V ~ 50Hz |
| | Input | W | 45 | 66 | 71 | 84 | 113 | 169 | 186 | 216 |
| Water system | Water flow volume | l/s | 0.13 | 0.18 | 0.24 | 0.27 | 0.34 | 0.43 | 0.53 | 0.54 |
| | Pressure drop(cooling) | kPa | 8 | 9 | 18 | 21 | 41 | 21 | 32 | 34 |
| | | Ft.WG | 1.64 | 2.95 | 5.90 | 6.89 | 13.45 | 6.89 | 10.50 | 11.15 |
| Sound pressure level | | dB(A) | 40 | 42 | 44 | 46 | 47 | 48 | 50 | 52 |
| Dimension (W×D×H) | Outline | mm | 881×510×245 | 1011×510×245 | 1131×510×245 | 1211×510×245 | 900×275×610 | 1030×275×610 | 1150×275×610 | 1230×275×610 |
| | Package | mm | 903×278×625 | 1033×278×625 | 1153×278×625 | 1233×278×625 | 1390×278×625 | 1783×278×625 | 1943×278×625 | 1943×278×625 |
| Net weight/Gross weight | | kg | 19/22.5 | 22.5/27 | 25/29.5 | 27/31.5 | 30.5/35 | 43.5/48.5 | 47/53 | 47/53 |
| Connection pipe | Water inlet & outlet (inner groove) | inch(mm) | 3/4" | 3/4" | 3/4" | 3/4" | 3/4" | 3/4" | 3/4" | 3/4" |
| | Condensed water drain (outer groove) | inch(mm) | 3/4" | 3/4" | 3/4" | 3/4" | 3/4" | 3/4" | 3/4" | 3/4" |
| Loading quantity | 40'GP/40'HQ | set | 321/428 | 270/360 | 252/336 | 271/317 | 198/264 | 156/208 | 144/192 | 144/192 |
| Optional | Wired remote control | - | Luxury wired controller:WK-010PA-K/LCD controller:WK-110PA0 | | | | | | | |

Note: Parameters are obtained based on the test standard of Eurovent and under 0Pa static pressure with circle bellows & filter.

## 4 Rows, 50Pa

| Model | | | FP-51WAUF/G(T)-K | FP-68WAUF/G(T)-K | FP-85WAUF/G(T)-K | FP-102WAUF/G(T)-K | FP-136WAUF/G(T)-K | FP-170WAUF/G(T)-K | FP-204WAUF/G(T)-K | FP-238WAUF/G(T)-K |
|---|---|---|---|---|---|---|---|---|---|---|
| Air flow volume(H/M/L) | | m³/h | 530/470/370 | 690/595/475 | 890/825/625 | 1020/920/520 | 1400/1050/800 | 1750/1180/860 | 2040/1420/1115 | 2380/1990/1350 |
| | | CFM | 312/276/218 | 406/350/279 | 524/485/368 | 600/541/306 | 824/618/471 | 1029/694/506 | 1200/835/656 | 1400/1171/794 |
| ESP | | Pa | 50 | 50 | 50 | 50 | 50 | 50 | 50 | 50 |
| Capacity | Cooling/Heating | kW | 3.3/5.6 | 4.25/7.05 | 5.7/9.6 | 6.5/10.7 | 8.9/14.7 | 10.8/18.2 | 12.6/21 | 15/25.0 |
| Power system | Type | V/Ph/Hz | 220-240V~50Hz | 220-240V~50Hz | 220-240V~50Hz | 220-240V~50Hz | 220-240V~50Hz | 220-240V~50Hz | 220-240V~50Hz | 220-240V~50Hz |
| | Input | W | 63 | 76 | 100 | 125 | 183 | 225 | 253 | 300 |
| Water system | Water flow volume | l/s | 0.14 | 0.18 | 0.24 | 0.28 | 0.38 | 0.46 | 0.54 | 0.64 |
| | Pressure drop | kPa | 11 | 19 | 37 | 25 | 28 | 27 | 40 | 50 |
| | | Ft.WG | 3.61 | 6.23 | 12.14 | 8.20 | 9.18 | 8.86 | 13.12 | 16.40 |
| Sound pressure level | | dB(A) | 41.5 | 43.5 | 45 | 47.5 | 47 | 48.5 | 52 | 51 |
| Dimension (W×D×H) | Outline | mm | 800×460×235 | 900×490×235 | 1000×490×235 | 1190×490×235 | 1520×490×235 | 1620×490×235 | 1770×490×235 | 1950×560×285 |
| | Package | mm | 905×555×255 | 1005×555×255 | 1105×555×255 | 1295×555×255 | 1485×555×255 | 1725×555×255 | 1875×555×255 | 1950×640×350 |
| Net weight/Gross weight | | kg | 17/20 | 19/22 | 20.5/24 | 23/27 | 32/38 | 35.5/40 | 38/43 | 46/52.5 |
| Connetion pipe | Water inlet & outlet(inner groove) | inch(mm) | 3/4" | 3/4" | 3/4" | 3/4" | 3/4" | 3/4" | 3/4" | 3/4" |
| | Condensed water drain(outer groove) | inch(mm) | 3/4" | 3/4" | 3/4" | 3/4" | 3/4" | 3/4" | 3/4" | 3/4" |
| Loading quantity | 40'GP/40'HQ | unit | 501/436 | 455/390 | 386/344 | 352/288 | 257/229 | 256/228 | 247/205 | 153/132 |
| Optional controller | Wired remote | - | Z54352A1/WK-010PM/WK-011PM/WK-010PN/WK-011PN/WK-010PR/WK-010PS/WK-010PV/WK-010PW | | | | | | | |

| Model | | | FPD-51WAUF/G(T)-K | FPD-68WAUF/G(T)-K | FPD-85WAUF/G(T)-K | FPD-102WAUF/G(T)-K | FPD-136WAUF/G(T)-K | FPD-170WAUF/G(T)-K | FPD-204WAUF/G(T)-K | FPD-238WAUF/G(T)-K |
|---|---|---|---|---|---|---|---|---|---|---|
| Air flow volume(H/M/L) | | m³/h | 530/470/370 | 690/595/475 | 890/825/625 | 1020/920/520 | 1400/1050/800 | 1750/1180/860 | 2040/1420/1115 | 2380/1990/1350 |
| | | CFM | 312/276/218 | 406/350/279 | 524/485/368 | 600/541/306 | 824/618/471 | 1029/694/506 | 1200/835/656 | 1400/1171/794 |
| ESP | | Pa | 50 | 50 | 50 | 50 | 50 | 50 | 50 | 50 |
| Capacity | Cooling/Heating | kW | 2.5/4.8 | 3.45/6.2 | 4.7/8.6 | 5.3/9.7 | 7.55/13.5 | 9.4/17.1 | 10.6/19.4 | 12/22.0 |
| Power system | Type | V/Ph/Hz | 220-240V~50Hz | 220-240V~50Hz | 220-240V~50Hz | 220-240V~50Hz | 220-240V~50Hz | 220-240V~50Hz | 220-240V~50Hz | 220-240V~50Hz |
| | Input | W | 63 | 76 | 100 | 125 | 183 | 225 | 253 | 300 |
| Water system | Water flow volume | l/s | 0.07 | 0.10 | 0.13 | 0.15 | 0.21 | 0.27 | 0.30 | 0.34 |
| | Pressure drop | kPa | 10 | 20 | 36 | 18 | 41 | 29 | 41 | 20 |
| | | Ft.WG | 3.28 | 6.56 | 11.81 | 5.90 | 13.45 | 9.51 | 13.45 | 6.56 |
| Sound pressure level | | dB(A) | 41.5 | 43.5 | 45 | 47.5 | 47 | 48.5 | 52 | 51 |
| Dimension (W×D×H) | Outline | mm | 800×460×235 | 900×490×235 | 1000×490×235 | 1190×490×235 | 1520×490×235 | 1620×490×235 | 1770×490×235 | 1950×560×285 |
| | Package | mm | 905×555×255 | 1005×555×255 | 1105×555×255 | 1295×555×255 | 1485×555×255 | 1725×555×255 | 1875×555×255 | 1950×640×350 |
| Net weight/Gross weight | | kg | 17/20 | 19/22 | 20.5/24 | 23/27 | 32/38 | 35.5/40 | 38/43 | 46/52.5 |
| Connetion pipe | Water inlet & outlet(inner groove) | inch(mm) | 3/4" | 3/4" | 3/4" | 3/4" | 3/4" | 3/4" | 3/4" | 3/4" |
| | Condensed water drain(outer groove) | inch(mm) | 3/4" | 3/4" | 3/4" | 3/4" | 3/4" | 3/4" | 3/4" | 3/4" |
| Loading quantity | 40'GP/40'HQ | unit | 501/436 | 455/390 | 386/344 | 352/288 | 257/229 | 256/228 | 247/205 | 153/132 |
| Optional controller | Wired remote | - | Z54352A1/WK-010PM/WK-011PM/WK-010PN/WK-011PN/WK-010PR/WK-010PS/WK-010PV/WK-010PW | | | | | | | |

| Model | | | FPE-51WAUF/G(T)-K | FPE-68WAUF/G(T)-K | FPE-85WAUF/G(T)-K | FPE-102WAUF/G(T)-K | FPE-136WAUF/G(T)-K | FPE-170WAUF/G(T)-K | FPE-204WAUF/G(T)-K | FPE-238WAUF/G(T)-K |
|---|---|---|---|---|---|---|---|---|---|---|
| Air flow volume(H/M/L) | | m³/h | 540/470/320 | 680/520/380 | 850/750/460 | 1020/820/520 | 1360/1100/800 | 1700/1400/900 | 2040/1700/1100 | 2380/2050/1150 |
| | | CFM | 318/276/188 | 400/306/224 | 500/441/271 | 600/482/306 | 800/647/471 | 1000/824/529 | 1200/1000/647 | 1400/1206/676 |
| ESP | | Pa | 50 | 50 | 50 | 50 | 50 | 50 | 50 | 50 |
| Capacity | Cooling/Heating | kW | 3.35/5.54 | 4.3/7.05 | 5.4/8.9 | 6.35/10.6 | 9.0/14.5 | 10.1/16.3 | 12.5/20.4 | 15.6/23.5 |
| Power system | Type | V/Ph/Hz | 220-240V~50Hz | 220-240V~50Hz | 220-240V~50Hz | 220-240V~50Hz | 220-240V~50Hz | 220-240V~50Hz | 220-240V~50Hz | 220-240V~50Hz |
| | Input | W | 44 | 54 | 65 | 80 | 107 | 133 | 173 | 300 |
| Water system | Water flow volume | l/s | 0.14 | 0.18 | 0.23 | 0.27 | 0.38 | 0.43 | 0.53 | 0.67 |
| | Pressure drop | kPa | 12 | 20 | 33 | 23 | 30 | 20 | 41 | 50 |
| | | Ft.WG | 3.94 | 6.56 | 10.82 | 7.54 | 9.84 | 6.56 | 13.45 | 16.40 |
| Sound pressure level | | dB(A) | 43.5 | 44 | 44.5 | 46.5 | 45 | 48 | 50 | 50.5 |
| Dimension (W×D×H) | Outline | mm | 800×460×235 | 900×490×235 | 1000×490×235 | 1190×490×235 | 1520×490×235 | 1620×490×235 | 1770×490×235 | 1950×560×285 |
| | Package | mm | 905×555×255 | 1005×555×255 | 1105×555×255 | 1295×555×255 | 1625×555×255 | 1725×555×255 | 1875×555×255 | 1950×640×350 |
| Net weight/Gross weight | | kg | 18/22 | 20.5/24 | 22/27 | 24.5/28 | 35/42 | 38.5/43 | 41/46 | 46.5/54.5 |
| Connetion pipe | Water inlet & outlet(inner groove) | inch(mm) | 3/4" | 3/4" | 3/4" | 3/4" | 3/4" | 3/4" | 3/4" | 3/4" |
| | Condensed water drain(outer groove) | inch(mm) | 3/4" | 3/4" | 3/4" | 3/4" | 3/4" | 3/4" | 3/4" | 3/4" |
| Loading quantity | 40'GP/40'HQ | unit | 501/436 | 455/390 | 386/344 | 352/288 | 257/229 | 256/228 | 247/205 | 153/132 |
| Optional controller | Wired remote | - | Z54352A1/WK-010PM/WK-011PM/WK-010PN/WK-011PN/WK-010PR/WK-010PS/WK-010PV/WK-010PW | | | | | | | |

| Model | | | FPED-51WAUF/G(T)-K | FPED-68WAUF/G(T)-K | FPED-85WAUF/G(T)-K | FPED-102WAUF/G(T)-K | FPED-136WAUF/G(T)-K | FPED-170WAUF/G(T)-K | FPED-204WAUF/G(T)-K | FPED-238WAUF/G(T)-K |
|---|---|---|---|---|---|---|---|---|---|---|
| Air flow volume(H/M/L) | | m³/h | 540/470/320 | 680/520/380 | 850/750/460 | 1020/820/520 | 1360/1100/800 | 1700/1400/900 | 2040/1700/1100 | 2380/2050/1150 |
| | | CFM | 318/276/188 | 400/306/224 | 500/441/271 | 600/482/306 | 800/647/471 | 1000/824/529 | 1200/1000/647 | 1400/1206/676 |
| ESP | | Pa | 50 | 50 | 50 | 50 | 50 | 50 | 50 | 50 |
| Capacity | Cooling/Heating | kW | 2.8/5.12 | 3.4/6.3 | 4.5/8.3 | 5.3/9.9 | 7.2/13.1 | 8/14.72 | 10.6/19.6 | 11.5/21.0 |
| Power system | Type | V/Ph/Hz | 220-240V~50Hz | 220-240V~50Hz | 220-240V~50Hz | 220-240V~50Hz | 220-240V~50Hz | 220-240V~50Hz | 220-240V~50Hz | 220-240V~50Hz |
| | Input | W | 44 | 54 | 65 | 80 | 107 | 133 | 173 | 300 |
| Water system | Water flow volume | l/s | 0.08 | 0.10 | 0.13 | 0.15 | 0.21 | 0.23 | 0.30 | 0.33 |
| | Pressure drop | kPa | 12 | 12 | 33 | 20 | 40 | 20 | 36 | 21 |
| | | Ft.WG | 3.94 | 3.94 | 10.82 | 6.56 | 13.12 | 6.56 | 11.81 | 6.89 |
| Sound pressure level | | dB(A) | 43.5 | 44 | 44.5 | 46.5 | 45 | 48 | 50 | 50.5 |
| Dimension (W×D×H) | Outline | mm | 800×460×235 | 900×490×235 | 1000×490×235 | 1190×490×235 | 1520×490×235 | 1620×490×235 | 1770×490×235 | 1950×560×285 |
| | Package | mm | 905×555×255 | 1005×555×255 | 1105×555×255 | 1295×555×255 | 1625×555×255 | 1725×555×255 | 1875×555×255 | 1950×640×350 |
| Net weight/Gross weight | | kg | 18/22 | 20.5/24 | 22/27 | 24.5/28 | 35/42 | 38.5/43 | 41/46 | 46.5/54.5 |
| Connetion pipe | Water inlet & outlet(inner groove) | inch(mm) | 3/4" | 3/4" | 3/4" | 3/4" | 3/4" | 3/4" | 3/4" | 3/4" |
| | Condensed water drain(outer groove) | inch(mm) | 3/4" | 3/4" | 3/4" | 3/4" | 3/4" | 3/4" | 3/4" | 3/4" |
| Loading quantity | 40'GP/40'HQ | unit | 501/436 | 455/390 | 386/344 | 352/288 | 257/229 | 256/228 | 247/205 | 153/132 |
| Optional controller | Wired remote | - | Z54352A1/WK-010PM/WK-011PM/WK-010PN/WK-011PN/WK-010PR/WK-010PS/WK-010PV/WK-010PW | | | | | | | |

# Fan Coil Unit

## Cassette Type



Quiet function
Multi fan speed
Compact design
Self-diagnosis
Inner groove copper
Built-in drain pump
Washable filter
Anti-cold function

》 Optimized air duct design to greatly improve the fan efficiency and lower the operation noise.
》 Four directions airflow that makes an even temperature and humidity distribution.
》 Evaporator moisture auto cleaning after power off to avoid mildew.
》 Forced high speed fan operation under emergency condition.

| Nominal test condition (temperature) | | | | |
|---|---|---|---|---|
| Item | DB (℃) | WB (℃) | Inlet (℃) | Outlet (℃) |
| Cooling | 27 | 19 | 7 | 12 |
| Heating | 20 | — | 45 | 40 |

| Model | | | | FP-51XD/A-K | FP-68XD/A-K | FP-85XD/B-T | FP-102XD/B-T |
|---|---|---|---|---|---|---|---|
| Air flow volume(H/M/L) | | | m³/h | 510/400/300 | 660/560/460 | 800/650/550 | 1020/950/900 |
| | | | CFM | 300/235/176 | 388/330/270 | 471/382/324 | 600/599/529 |
| Capacity | Cooling/Heating | | kW | 2.75/3.4 | 3.4/3.8 | 4.5/5.6 | 5.0/6.5 |
| Power system | Type | | V/Ph/Hz | 220-240V~ 50Hz | | | |
| | Input | | W | 73 | 78 | 75 | 110 |
| Water system | Water flow volume | | l/s | 0.13 | 0.18 | 0.21 | 0.24 |
| | Power System | | kPa | 30 | 38 | 24 | 36 |
| | | | Ft.WG | 9.8 | 12.5 | 7.9 | 11.8 |
| Sound pressure level | | | dB(A) | 46 | 46 | 39 | 49 |
| Body | Dimension (W×D×H) | Outline | mm | 592×592×240 | 592×592×240 | 840×840×190 | 840×840×190 |
| | | Package | mm | 778×738×300 | 778×738×300 | 963×963×272 | 963×963×272 |
| | Net weight/Gross weight | | kg | 20/24 | 20/24 | 25/33 | 25/33 |
| Panel | Dimension (W×D×H) | Outline | mm | 670x670x60 | 670x670x60 | 950×950×85 | 950×950×85 |
| | | Package | mm | 673x673x85 | 778x733x300 | 1033×1038×133 | 1033×1038×133 |
| | Net weight/Gross weight | | kg | 3.5/5 | 3.5/5 | 7/11 | 7/11 |
| Connetion pipe | Water inlet & outlet | | inch | G3/4 | G3/4 | G3/4 | G3/4 |
| | Condensed water drain | | mm | 25 | 25 | 25 | 25 |
| Loading quantity | 40'GP/40'HQ | | set | 315/360 | 315/360 | 131/147 | 131/147 |
| Standard | Wireless remote controller | | - | YB1FA(X-FAN) | YB1FA(X-FAN) | YB1FA(X-FAN) | YB1FA(X-FAN) |

# Fan Coil Unit

## Floor Ceiling Type


Inner groove copper | Washable filter | Anti-cold function | Quiet function | Auto clean | Multi fan speed | Self-diagnosis | Compact design

》 Optimized air duct design to greatly improve the fan efficiency and lower the operation noise.
》 The fan will be operated only if the chilled water inlet temperature is lower than the setting value to avoid warm air under cooling condition.

| Item | Nominal test condition (temperature) | | | |
|---|---|---|---|---|
| | DB(℃) | DB(℃) | DB(℃) | DB(℃) |
| Cooling | 27 | 19 | 7 | 12 |
| Heating | 20 | — | 45 | 40 |

| Model | | | FP-34ZD-K | FP-51ZD-K | FP-68ZD-K | FP-85ZD-K | FP-102ZD-K | FP-136ZD-K | FP-170ZD-K | FP-204ZD-K |
|---|---|---|---|---|---|---|---|---|---|---|
| Air flow volume(H/M/L) | | m³/h | 400/292/250 | 510/395/264 | 680/450/430 | 720/615/410 | 1020/765/510 | 1100/880/550 | 1800/1276/850 | 2040/1575/1051 |
| | | CFM | 235/172/147 | 300/232/155 | 400/265/253 | 424/362/241 | 600/450/300 | 647/518/324 | 1059/751/500 | 1201/927/619 |
| Capacity | Cooling/Heating | kW | 2.0/5.0 | 2.8/7.2 | 3.6/8.5 | 4.2/9.5 | 5.4/11.5 | 6.35/13.7 | 8.9/19.0 | 9.9/21.0 |
| Power system | Type | V/Ph/Hz | 220-240V~ 50Hz | | | | | | | |
| | Input | W | 36 | 58 | 72 | 80 | 86 | 78 | 150 | 200 |
| Water system | Water flow volume | l/s | 0.125 | 0.14 | 0.16 | 0.2 | 0.27 | 0.32 | 0.4 | 0.44 |
| | Power System | kPa | 16.5 | 5 | 10 | 20 | 36 | 38 | 52 | 55 |
| | | Ft.WG | 5.4 | 1.6 | 3.3 | 6.6 | 11.8 | 12.5 | 17.1 | 18 |
| Sound pressure level | | dB(A) | 37 | 38 | 45 | 47 | 49 | 48 | 50 | 55 |
| Dimension(W×D×H) | Outline | mm | 840x695x238 | 840x695x238 | 840x695x238 | 840x695x238 | 1300x600x188 | 1300x600x188 | 1590x695x238 | 1590x695x238 |
| | Package | mm | 960x830x330 | 960x830x330 | 960x830x330 | 960x830x330 | 1414x724x248 | 1414x724x248 | 1714x830x330 | 1714x830x330 |
| Net weight/Gross weight | | kg | 26/33 | 26/33 | 27/34 | 27/34 | 31.5/36.5 | 32.5/37.5 | 48.5/57 | 48.5/57 |
| Connetion pipe | Water inlet & outlet | inch | 3/4" | 3/4" | 3/4" | 3/4" | 3/4" | 3/4" | 3/4" | 3/4" |
| | Condensed water drain | mm | 15.6 | 15.6 | 15.6 | 15.6 | 15.6 | 15.6 | 15.6 | 15.6 |
| Loading quantity | 40'GP/40'HQ | set | 224/267 | 224/267 | 224/267 | 224/267 | 220/224 | 220/224 | 111/117 | 111/117 |
| Standard | Wireless remote controller | - | YB1FA(X-FAN) | YB1FA(X-FAN) | YB1FA(X-FAN) | YB1FA(X-FAN) | YB1FA(X-FAN) | YB1FA(X-FAN) | YB1FA(X-FAN) | YB1FA(X-FAN) |

| Model | | | | FP-125XD/B-T | FP-140XD/B-T | FP-160XD/B-T | FP-180XD/B-T |
|---|---|---|---|---|---|---|---|
| Air flow volume(H/M/L) | | | m³/h | 1180/1000/900 | 1400/1250/1150 | 1550/1400/1300 | 1800/1450/1350 |
| | | | CFM | 694/588/529 | 824/735/676 | 912/824/765 | 1059/853/794 |
| Capacity | Cooling/Heating | | kW | 6.0/7.8 | 8.0/9.0 | 8.7/10.0 | 9.5/11.0 |
| Power system | Type | | V/Ph/Hz | 220-240V~ 50Hz | | | |
| | Input | | W | 82 | 143 | 152 | 160 |
| Water system | Water flow volume | | l/s | 0.29 | 0.38 | 0.42 | 0.45 |
| | Power System | | kPa | 24 | 30 | 30 | 34 |
| | | | Ft.WG | 7.9 | 9.8 | 9.8 | 11.2 |
| Sound pressure level | | | dB(A) | 43 | 50 | 51 | 50 |
| Body | Dimension (W×D×H) | Outline | mm | 840×840×240 | 840×840×240 | 840×840×240 | 840×840×320 |
| | | Package | mm | 963×963×325 | 963×963×325 | 963×963×325 | 963×963×409 |
| | Net weight/Gross weight | | kg | 27/34 | 27/34 | 27/34 | 32/41 |
| Panel | Dimension (W×D×H) | Outline | mm | 950×950×85 | 950×950×85 | 950×950×85 | 950×950×85 |
| | | Package | mm | 1033×1038×133 | 1033×1038×133 | 1033×1038×133 | 1033×1038×133 |
| | Net weight/Gross weight | | kg | 7/11 | 7/11 | 7/11 | 7/11 |
| Connetion pipe | Water inlet & outlet | | inch | G3/4 | G3/4 | G3/4 | G3/4 |
| | Condensed water drain | | mm | 25 | 25 | 25 | 25 |
| Loading quantity | 40'GP/40'HQ | | set | 117/133 | 117/133 | 117/133 | 98/112 |
| Standard | Wireless remote controller | | - | YB1FA(X-FAN) | YB1FA(X-FAN) | YB1FA(X-FAN) | YB1FA(X-FAN) |

| Model | | | | FP-68XDT/B-K | FP-85XDT/B-K | FP-125XDT/B-K | FP-180XDT/B-K |
|---|---|---|---|---|---|---|---|
| Air flow volume(H/M/L) | | | m³/h | 680/618/571 | 850/764/697 | 1250/1108/1014 | 1800/1525/1421 |
| | | | CFM | 400/364/336 | 500/450/410 | 736/652/597 | 1059/897/836 |
| Capacity | Cooling/Heating | | kW | 3.5/6 | 4.1/6.8 | 6.0/9.5 | 8.0/1.3 |
| Power system | Type | | V/Ph/Hz | 220-240V~ 50Hz | | | |
| | Input | | W | 82 | 82 | 135 | 191 |
| Water system | Water flow volume | | l/s | 0.21 | 0.24 | 0.29 | 0.44 |
| | Power System | | kPa | 34 | 57 | 43 | 40 |
| | | | Ft.WG | 11.2 | 18.7 | 14.1 | 13.1 |
| Sound pressure level | | | dB(A) | 39 | 40 | 43 | 50 |
| Body | Dimension (W×D×H) | Outline | mm | 840×840×190 | 840×840×190 | 840×840×240 | 840×840×320 |
| | | Package | mm | 963×963×272 | 963×963×272 | 963×963×325 | 963×963×409 |
| | Net weight/Gross weight | | kg | 25/33 | 25/33 | 27/34 | 32/41 |
| Panel | Dimension (W×D×H) | Outline | mm | 950×950×85 | 950×950×85 | 950×950×85 | 950×950×85 |
| | | Package | mm | 1033×1038×133 | 1033×1038×133 | 1033×1038×133 | 1033×1038×133 |
| | Net weight/Gross weight | | kg | 7/11 | 7/11 | 7/11 | 7/11 |
| Connetion pipe | Water inlet & outlet | | inch | G3/4 | G3/4 | G3/4 | G3/4 |
| | Condensed water drain | | mm | 25 | 25 | 25 | 25 |
| Loading quantity | 40'GP/40'HQ | | set | 131/147 | 131/147 | 121/134 | 98/112 |
| Standard | Wireless remote controller | | - | YB1FA(X-FAN) | YB1FA(X-FAN) | YB1FA(X-FAN) | YB1FA(X-FAN) |

## Vertical Mounted Type*

Inner groove copper
Washable filter
Quiet function
Multi fan speed
Compact design

》 Optimize and design volute molded lines, impair the incision effect of high-speed air flow discharged from impeller, achieve good noise reduction effect; optimize and design angle of centrifugal fan blade and internal and external circle diameter of impeller, which can increase the air volume and lower the fan noise as well.
》 Add noise-absorbing heat insulation material in the duct to improve the vortex and lower the noise.
》 The body is small for easy installation and occupying less space, which is applicable to different installation locations.
》 User can freely select fan coil temperature controller, which can be flexibly installed.
》 Unique electric box sub-assy structure design: motor and capacitor are separated, external capacitor for easy maintenance and replacement; the capacitor is plug-in type for easily removing and maintaining.

| Nominal test condition (temperature) | | | | |
|---|---|---|---|---|
| Item | DB(℃) | WB (℃) | Inlet (℃) | Outlet (℃) |
| Cooling | 27 | 19 | 7 | 12 |
| Heating | 20 | ≤15 | 45 | 40 |

| Model | | | FP-22LM/D-K | FP-34LM/D-K | FP-51LM/D-K | FP-68LM/D-K | FP-85LM/D-K | FP-102LM/D-K | FP-119LM/D-K |
|---|---|---|---|---|---|---|---|---|---|
| Air flow volume(H/M/L) | | m³/h | 300/250/200 | 400/350/300 | 580/500/420 | 680/530/380 | 760/600/400 | 1000/740/510 | 1100/860/610 |
| | | CFM | 177/147/118 | 235/205/176 | 300/294/247 | 400/311/223 | 447/353/235 | 588/435/300 | 647/506/358 |
| Capacity | Cooling/Heating | kW | 1.4/2.0 | 1.9/2.3 | 2.8/3.4 | 3.2/3.8 | 4.25/5.2 | 5.0/5.9 | 5.5/6.45 |
| Power system | Type | V/Ph/Hz | 220-240V~ 50Hz | | | | | | |
| | Input | W | 35 | 46 | 56 | 66 | 68 | 110 | 124 |
| Water system | Water flow volume | l/s | 0.07 | 0.09 | 0.14 | 0.16 | 0.21 | 0.25 | 0.26 |
| | Power System | kPa | 10 | 15 | 18 | 21 | 27 | 18 | 20 |
| | | Ft.WG | 3.3 | 4.9 | 5.9 | 6.9 | 8.9 | 5.9 | 6.6 |
| Sound pressure level | | dB(A) | 36 | 38 | 39 | 42 | 45 | 48 | 50 |
| Dimension(W×D×H) | Outline | mm | 895×680×230 | 895×680×230 | 1050×680×230 | 1050×680×230 | 1050×680×230 | 1350×680×230 | 1350×680×230 |
| | Package | mm | 1120x690x285 | 1120x690x285 | 1275x690x285 | 1275x690x285 | 1275x690x285 | 1625x690x285 | 1625x690x285 |
| Net weight/Gross weight | | kg | 23/30 | 23/30 | 27/34 | 27/34 | 28/35 | 33/41 | 33/41 |
| Connetion pipe | Water inlet & outlet | inch | 3/4" | 3/4" | 3/4" | 3/4" | 3/4" | 3/4" | 3/4" |
| | Condensed water drain | mm | Φ22 | Φ22 | Φ22 | Φ22 | Φ22 | Φ22 | Φ22 |
| Loading quantity | 40'GP/40'HQ | set | 238/272 | 238/272 | 189/216 | 189/216 | 189/216 | 147/168 | 147/168 |
| Standard | Wireless remote controller | - | Z5M5010AJ | Z5M5010AJ | Z5M5010AJ | Z5M5010AJ | Z5M5010AJ | Z5M5010AJ | Z5M5010AJ |

# Fan Coil Unit

## Wall Mounted Type

Inner groove copper
Washable filter
Anti-cold function
Quiet function
Auto clean
Multi fan speed
Compact design

》 Optimized air duct design to greatly improve the fan efficiency and lower the operation noise. Reasonable airflow for even temperature and humidity distribution.
》 The unit is with air valve for more reliable operation.

| Nominal test condition (temperature) | | | | |
|---|---|---|---|---|
| Item | DB(℃) | WB(℃) | Inlet(℃) | Outlet(℃) |
| Cooling | 27 | 19 | 7 | 12 |
| Heating | 20 | — | 45 | 40 |

| Model | | | FP-34BA2/D-K | FP-51BA2/D-K | FP-68BA2/D-K | FP-85BA2/D-K |
|---|---|---|---|---|---|---|
| Air flow volume(H/M/L) | | m³/h | 360/322/282 | 550/413/367 | 680/591/532 | 850/708/616 |
| | | CFM | 212/189/166 | 324/242/215 | 400/347/312 | 500/416/362 |
| Capacity | Cooling/Heating | kW | 2/2.7 | 2.5/3.2 | 3.6/4.6 | 4.2/5.4 |
| Power system | Type | V/Ph/Hz | 220-240V~ 50Hz | | | |
| | Input | W | 50 | 50 | 60 | 66 |
| Water system | Water flow volume | l/s | 0.1 | 0.12 | 0.16 | 0.19 |
| | Power System | kPa | 20 | 36 | 53 | 70 |
| | | Ft.WG | 6.5 | 11.8 | 17.4 | 23 |
| Sound pressure level | | dB(A) | 35 | 40 | 43 | 48 |
| Dimension(W×D×H) | Outline | mm | 845×180×275 | 845×180×275 | 940×200×298 | 940×200×298 |
| | Package | mm | 915×255×355 | 915×255×355 | 1010×285×380 | 1010×285×380 |
| Net weight/Gross weight | | kg | 10 | 10 | 12 | 12 |
| Connetion pipe | Water inlet & outlet | inch | 1/2" | 1/2" | 1/2" | 1/2" |
| | Condensed water drain | mm | 15.6 | 15.6 | 15.6 | 15.6 |
| Loading quantity | 40'GP/40'HQ | set | 765/850 | 765/850 | 595/671 | 595/671 |
| Standard | Wireless remote controller | - | YB1FA(X-FAN) | YB1FA(X-FAN) | YB1FA(X-FAN) | YB1FA(X-FAN) |

| Model | | | FP-34BA3/B-K | FP-51BA3/B-K | FP-68BA3/B-K | FP-85BA3/B-K |
|---|---|---|---|---|---|---|
| Air flow volume(H/M/L) | | m³/h | 360/322/282 | 510/413/367 | 680/591/532 | 830/708/616 |
| | | CFM | 212/189/166 | 300/243/216 | 400/348/313 | 489/417/363 |
| Capacity | Cooling/Heating | kW | 1.85/2.45 | 2.65/3.05 | 3.5/3.85 | 4.55/4.8 |
| Power system | Type | V/Ph/Hz | 220-240V~ 50Hz | | | |
| | Input | W | 30 | 30 | 40 | 60 |
| Water system | Water flow volume | l/s | 0.11 | 0.13 | 0.17 | 0.19 |
| | Power System | kPa | 13 | 25 | 40 | 65 |
| | | Ft.WG | 4.3 | 8.2 | 13.1 | 21.3 |
| Sound pressure level | | dB(A) | 35 | 40 | 43 | 48 |
| Dimension(W×D×H) | Outline | mm | 845×180×275 | 845×180×275 | 940×200×298 | 940×200×298 |
| | Package | mm | 915×255×355 | 915×255×355 | 1010×285×380 | 1010×285×380 |
| Net weight/Gross weight | | kg | 8.8/11.8 | 8.8/11.8 | 10.8/14.8 | 10.8/14.8 |
| Connetion pipe | Water inlet & outlet | inch | 1/2" | 1/2" | 1/2" | 1/2" |
| | Condensed water drain | mm | 15.6 | 15.6 | 15.6 | 15.6 |
| Loading quantity | 40'GP/40'HQ | set | 765/850 | 765/850 | 595/671 | 595/671 |
| Standard | Wireless remote controller | - | YB1FA(XFAN) | YB1FA(XFAN) | YB1FA(XFAN) | YB1FA(XFAN) |

| Model | | | FPD-34BB4/A-K | FPD-51BB4/A-K | FPD-68BB4/A-K | FPD-85BB4/A-K |
|---|---|---|---|---|---|---|
| Air flow volume(H/M/L) | | m³/h | 340/255/170 | 510/382/255 | 680/510/340 | 850/637/425 |
| | | CFM | 200/150/100 | 300/225/150 | 400/300/200 | 500/375/250 |
| Capacity | Cooling/Heating | kW | 2.2/2.4 | 2.7/2.9 | 3.6/3.9 | 4.3/4.7 |
| Power system | Type | V/Ph/Hz | 220-240V~ 50Hz | | | |
| | Input | W | 12 | 18 | 29 | 43 |
| Water system | Water flow volume | l/s | 0.1 | 0.14 | 0.18 | 0.21 |
| | Power System | kPa | 18 | 28 | 43 | 47 |
| | | Ft.WG | 5.9 | 9.2 | 14.1 | 15.5 |
| Sound pressure level | | dB(A) | 31 | 36 | 43 | 48 |
| Dimension(W×D×H) | Outline | mm | 845×289×209 | 845×289×209 | 845×289×209 | 970×300×224 |
| | Package | mm | 970×360×280 | 970×360×280 | 970×360×280 | 1090×305×380 |
| Net weight/Gross weight | | kg | 10.5/12.5 | 10.5/12.5 | 10.5/12.5 | 12.5/15.5 |
| Connetion pipe | Water inlet & outlet | inch | 1/2" | 1/2" | 1/2" | 1/2" |
| | Condensed water drain | mm | 15.6 | 15.6 | 15.6 | 15.6 |
| Loading quantity | 40'GP/40'HQ | set | 604/682 | 604/682 | 604/682 | 461/525 |
| Standard | Wireless remote controller | - | YAP1F | YAP1F | YAP1F | YAP1F |

# Optionl Funtion Section

| Name | Sketch | Name | Sketch | Name | Sketch | Name | Sketch |
|---|---|---|---|---|---|---|---|
| Air-suction section (fresh air/return air) |  | Primary filtrating section (plate type/bag type) | 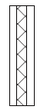 | Cooling coil section | 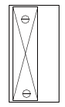 | Electrode humidifying section | 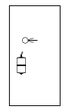 |
| Air-suction section (secondary air-returning section) |  | Primary filtrating section (plate type/bag type) | 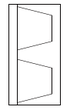 | Electrical heating section |  | Contact humidifying section |  |
| Mixing section | 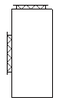 | Sub high-efficiency filtrating section | 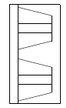 | Heating coil section | 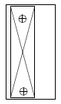 | Dry steam humidifying section | 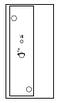 |
| Complex section (combination sections of exhaust, air-returning and fresh air sections) |  | High-efficiency filtrating section | 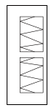 | Steam coil section | 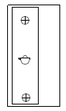 | Fan section |  |
| Air equalizing section |  | Sound absorber section |  | Service section (maintenance section) |  | Turning section |  |
| Blowing section | 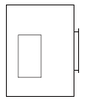 | | | | | | |

# Air Curtain

The air curtain adopts cross flow blower to generate high speed air flow downward, can be installed upward side of the entrance door or window, to isolate the indoor air from the outdoor air and reduce the loss of indoor cool air, also prevent the insects and dust from entering the indoor environment.

Washable filter | Quiet function | Compact design | Easier maintainability

- Optimized cross-flow fan and good performance motor are adopted.
- Micro processor controlling with high reliability and long service life.
- Corrosion prevention thanks to two-side painted electro-galvanized metal case.
- High quality galvanized steel casing with double-sided plastic spray processing, highly anticorrosive.
- Good strength structure provides powerful airflow.
- Integrated electric components, easy maintenance.
- High performance cross flow fan blade with 3D-optimized streamlines.

| Item | Working condition parameters |
|---|---|
| Dry bulb temperature of inlet air ℃ | 5~40 |

| Model | | | FM-1.25-9-K | FM-1.25-12-K |
|---|---|---|---|---|
| Power supply | | V/Hz | 220-240/50 | 220-240/50 |
| Power input | | W | 110 | 140 |
| Air flow volume | | $m^3/h$ | 1200 | 1650 |
| Sound pressure level | | dB (A) | 59 | 61 |
| Dimension (W×D×H) | Outline | mm | 900x225x220 | 1200x225x220 |
| | Package | mm | 1015x270x256 | 1315x270x256 |
| Net weight /Gross weight | | kg | 16/18 | 20/22 |
| Loading quantity | 40'GP | set | 848 | 660 |
| | 40'HQ | set | 954 | 746 |
| Setting height | | m | 2.3~3 | 2.3~3 |
| Standard | Wired controller | | ZY611(MC) | ZY611(MC) |

Note: Gree reserves the right to modify the specifications without prior notice. Please confirm the final specifications with sales representatives.

## Control System Lineup

| Control system | | Product series | 4-way cassette type | 360°air discharge cassette type | Floor ceiling type | Concealed ceiling type | Vertical mounted type | Wall mounted type | Wall mounted type (Lomo) | Air curtain |
|---|---|---|---|---|---|---|---|---|---|---|
| Wireless controller | YB1FA |  | ● | | ● | | | ● | | |
| | YAP1F |  | | ● | | | | | ● | |
| | ZY611 |  | | | | | | | | ● |
| Wired controller | Z4E3512AJ |  | ○ | | ○ | | | ○ | | |
| | Z4E5512AJ |  | | ○ | | | | | ○ | |
| Mechanical FCU controller | Z54352A1 |  | | | | ○ | ○ | | | |
| Digital thermostat | WK-011PM |  | | | | | ○ | | | |
| | WK-010PM |  | | | | | ○ | | | |
| | WK-011PN |  | | | | | | | | |
| | WK-010PN |  | | | | | | | | |
| | WK-010PV |  | | | | | ○ | | | |
| | WK-010PW | | | | | | ○ | | | |
| | WK-010PR | | | | | | | | | |
| | WK-010PS | | | | | | | | | |
| Long-distance monitoring software | FE30-00/A(M) |  | ○ | | ○ | | | ○ | | |
| BMS accessories | ME30-17/E2(M) |  | ○ | | ○ | | | ○ | | |
| | ZJ0212 |  | | | ○ | | | | | |
| Other modules | RS232-RS422\485 |  | ○ | | ○ | | | ○ | | |
| | RS-422\485 |  | ○ | | ○ | | | ○ | | |

Notes:
● means standard, ○ means optional.
*1 As for the unit and wireless remote controller, please refer to the actual product.
*2 If long-distance monitoring software Gree Eudemon 2009 is selected, the communication module ME30-17/E2(M) shall also be selected.
The selection shall refer to actual models.

# SPECIALIZED AC

## Close Control Air Conditioner

# Close Control Air Conditioner*

R410A

It is a kind of air cooled split AC that is widely used in equipment rooms, machinery rooms, etc. to precisely control the temperature and humidity.

Long-distance monitoring software (optional) FE30-00/A(M)

Energy saving function | Self-diagnosis | Modular structure | Easier maintainability | Compact design | Long-distance monitoring

》 Rapid and safe start-up.
》 Flexible installation and several air outlet directions to meet different installation requirements.
》 Modular design：up to 4 units with rated capacity of 5-20kw or 32 units with rated capacity of 25-100kw could be freely connected.

| Class | Item | | Model / Unit | JKFD5CR/Na-E | JKFD5QSR/Na-E | JKFD7CR/Na-M | JKFD7QSR/Na-M |
|---|---|---|---|---|---|---|---|
| Characteristics | Total Cooling Capacity/Sensible Cooling Capacity(24℃/17℃) | | kW | 5.5/5.1 | | 7.2/6.5 | |
| | Heating Capacity | | kW | 2.7 | | | |
| | Rated Humidifying Capacity | | kg/h | 2 | | 4 | |
| | Air Volume | | m³/h | 1900 | | 1950 | |
| | External Static Pressure | | Pa | 0 | 15 | 0 | 15 |
| | Noise of Indoor Unit | | dB(A) | 58 | 56 | 63 | 55 |
| | Temperature Control Range and Precision | | | 17～28℃±1℃ | | | |
| | Humidity Control Range and Precision | | | 40～60%±5% | | | |
| | Power Supply | | | 220V～ 50Hz | | 380V 3N～50Hz | |
| Cooling System | Compressor | | Type | Hermetic Scroll Type | | | |
| | Evaporator | | Type | Inner Grooved Copper Pipe with Hyrophilic Film Aluminum Fin | | | |
| | Condenser | | Type | Inner Grooved Copper Pipe with Hyrophilic Film Aluminum Fin | | | |
| | Refrigerant | | | R410A | | | |
| | Throttling Method | | | Electric Expansion Valve | | | |
| Air Supply System | Indoor Unit | Fan | Type | Low Noise and Centrifugal External Rotor | | | |
| | | | Type of Drive | Direct Drive | | | |
| | | Filter | Type | Plate Filter(G4) | | | |
| Heating System | Heater | Type | | Electric Heating | | | |
| Humidifying System | Humidifier | Type | | Infrared | | | |
| | | Control Method | | Automatic Control by Mainboard | | | |
| Evaporator | Indoor Unit Model | | | JKFD5CR/Na-E(I) | JKFD5QSR/Na-E(I) | JKFD7CR/Na-M(I) | JKFD7QSR/Na-M(I) |
| | Dimension | Width | mm | 800 | | | |
| | | Depth | mm | 700 | | | |
| | | Height | mm | 2250 | 1950 | 2250 | 1950 |
| | Net Weight | | kg | 257 | 237 | 257 | 237 |
| Outdoor Unit | Outdoor Unit Model | | | JKFD5P/Na-E(O) | | JKFD7P/Na-E(O) | |
| | Quantity | | set | 1 | | | |
| | Condensate Fan | Type | | Low Noise Axial Type | | | |
| | | Type of Drive | | Direct Drive | | | |
| | Noise of Outdoor Unit | | dB(A) | 60 | | | |
| | Dimension | Width | mm | 900 | | | |
| | | Depth | mm | 412 | | | |
| | | Height | mm | 1350 | | | |
| | Net Weight | | kg | 71 | | | |
| Connecting Pipe | Liquid Pipe of Refrigerant | | mm×（unit) | Φ9.52×1 | | | |
| | Gas Pipe of Refrigerant | | mm×（unit) | Φ12×1 | | | |
| | Connecting Method | | | Flared Joint | | | |

| Class | Item | | Model / Unit | JKFD15CR/Na-M | JKFD15QSR/Na-M | JKFD20CR/Na-M | JKFD20QSR/Na-M |
|---|---|---|---|---|---|---|---|
| Characteristics | Total Cooling Capacity/Sensible Cooling Capacity(24℃/17℃) | | kW | 15.0/13.6 | | 20.0/18.4 | |
| | Heating Capacity | | kW | 5.5 | 6.5 | 9.5 | 10.5 |
| | Rated Humidifying Capacity | | kg/h | 4 | | | |
| | Air Volume | | m³/h | 3700 | 4800 | 4150 | 6000 |
| | External Static Pressure | | Pa | 0 | 75 | 0 | 75 |
| | Noise of Indoor Unit | | dB(A) | 64 | 62 | 63 | 61 |
| | Temperature Control Range and Precision | | | 17 ～ 28℃ ±1℃ | | | |
| | Humidity Control Range and Precision | | | 40 ～ 60%±5% | | | |
| | Power Supply | | | 380V 3N ～ 50Hz | | | |
| Cooling System | Compressor | | Type | Hermetic Scroll Type | | | |
| | Evaporator | | Type | Inner Grooved Copper Pipe with Hyrophilic Film Aluminum Fin | | | |
| | Condenser | | Type | Inner Grooved Copper Pipe with Hyrophilic Film Aluminum Fin | | | |
| | Refrigerant | | | R410A | | | |
| | Throttling Method | | | Electric Expansion Valve | | | |
| Air Supply System | Indoor Unit | Fan | Type | Low Noise and Centrifugal External Rotor | | | |
| | | | Type of Drive | Direct Drive | | | |
| | | Filter | Type | Plate Filter(G4) | | | |
| Heating System | Heater | Type | | Electric Heating | | | |
| Humidifying System | Humidifier | Type | | Infrared | | | |
| | | Control Method | | Automatic Control by Mainboard | | | |
| Evaporator | Indoor Unit Model | | | JKFD15CR/Na-M(I) | JKFD15QSR/Na-M(I) | JKFD20CR/Na-M(I) | JKFD20SR/Na-M(I) |
| | Dimension | Width | mm | 980 | | | |
| | | Depth | mm | 950 | | | |
| | | Height | mm | 2250 | 1950 | 2250 | 1950 |
| | Net Weight | | kg | 380 | 348 | 400 | 360 |
| Outdoor Unit | Outdoor Unit Model | | | JKFD15P/Na-M(O) | | JKFD20P/Na-M(O) | |
| | Quantity | | set | 1 | | | |
| | Condensate Fan | Type | | Low Noise Axial Type | | | |
| | | Type of Drive | | Direct Drive | | | |
| | Noise of Outdoor Unit | | dB(A) | 64 | | | |
| | Dimension | Width | mm | 1400 | | | |
| | | Depth | mm | 715 | | | |
| | | Height | mm | 1130 | | | |
| | Net Weight | | kg | 136 | | | |
| Connecting Pipe | Liquid Pipe of Refrigerant | | mm×（unit) | Φ16×1 | | | |
| | Gas Pipe of Refrigerant | | mm×（unit) | Φ19×1 | | | |
| | Connecting Method | | | Flared Joint | | | |

| Class | Item | | Model / Unit | JKFD25QS/NaB-M | JKFD25SX/NaB-M | JKFD25QS2/NaB-M | JKFD25SX2/NaB-M |
|---|---|---|---|---|---|---|---|
| Characteristics | Total Cooling Capacity/Sensible Cooling Capacity(24℃/17℃) | | kW | 25.8/24.3 | | 25.5/24.0 | |
| | Heating Capacity | | kW | 9 | | | |
| | Rated Humidifying Capacity | | kg/h | 8 | | | |
| | Air Volume | | m³/h | 7500 | | | |
| | External Static Pressure | | Pa | 100 | | | |
| | Noise of Indoor Unit | | dB(A) | 65 | | 62 | |
| | Temperature Control Range and Precision | | | 17 ～ 28℃ ±1℃ | | | |
| | Humidity Control Range and Precision | | | 40 ～ 60%±5% | | | |
| | Power Supply | | | 380V 3N ～ 50Hz | | | |
| Cooling System | Compressor | | Type | Hermetic Scroll Type | | | |
| | Evaporator | | Type | Inner Grooved Copper Pipe with Hyrophilic Film Aluminum Fin | | | |
| | Condenser | | Type | Inner Grooved Copper Pipe with Hyrophilic Film Aluminum Fin | | | |
| | Refrigerant | | | R410A | | | |
| | Throttling Method | | | Electric Expansion Valve | | | |
| Air Supply System | Indoor Unit | Fan | Type | EC Low Noise and Centrifugal External Rotor | | | |
| | | | Type of Drive | Inverter Direct Drive | | | |
| | | Filter | Type | Plate Filter(G4) | | | |
| Heating System | Heater | Type | | Electric Heating | | | |
| Humidifying System | Humidifier | Type | | Electrode | | | |
| | | Control Method | | Independent Humidifying Panel | | | |
| Evaporator | Indoor Unit Model | | | JKFD25QS/NaB-M(I) | JKFD25SX/NaB-M(I) | JKFD25QS2/NaB-M(I) | JKFD25SX2/NaB-M(I) |
| | Dimension | Width | mm | 925 | | 1300 | |
| | | Depth | mm | 990 | | | |
| | | Height | mm | 1980 | | | |
| | Net Weight | | kg | 319 | | 429 | |
| Outdoor Unit | Outdoor Unit Model | | | JKFD25Pd/NaB-M(O) | | JKFD15Pd/NaB-M(O) | |
| | Quantity | | set | 1 | | 2 | |
| | Condensate Fan | Type | | Low Noise Axial Type | | | |
| | | Type of Drive | | Inverter Direct Drive | | | |
| | Noise of Outdoor Unit | | dB(A) | 62 | | | |
| | Dimension | Width | mm | 930 | | | |
| | | Depth | mm | 765 | | | |
| | | Height | mm | 1605 | | | |
| | Net Weight | | kg | 137 | | 125 | |
| Connecting Pipe | Liquid Pipe of Refrigerant | | mm×（unit) | Φ19×1 | | Φ12×2 | |
| | Gas Pipe of Refrigerant | | mm×（unit) | Φ22×1 | | Φ16×2 | |
| | Connecting Method | | | Weld | | | |

| Class | Item | | Model / Unit | JKFD30QS/NaB-M | JKFD30SX/NaB-M | JKFD30QS2/NaB-M | JKFD30SX2/NaB-M |
|---|---|---|---|---|---|---|---|
| Characteristics | Total Cooling Capacity/Sensible Cooling Capacity(24℃/17℃) | | kW | 31.0/29.2 | | 30.9/29.1 | |
| | Heating Capacity | | kW | 9 | | | |
| | Rated Humidifying Capacity | | kg/h | 8 | | | |
| | Air Volume | | m³/h | 9000 | | | |
| | External Static Pressure | | Pa | 100 | | | |
| | Noise of Indoor Unit | | dB(A) | 65 | | 63 | |
| | Temperature Control Range and Precision | | | 17 ～ 28℃ ±1℃ | | | |
| | Humidity Control Range and Precision | | | 40 ～ 60%±5% | | | |
| | Power Supply | | | 380V 3N ～ 50Hz | | | |
| Cooling System | Compressor | | Type | Hermetic Scroll Type | | | |
| | Evaporator | | Type | Inner Grooved Copper Pipe with Hyrophilic Film Aluminum Fin | | | |
| | Condenser | | Type | Inner Grooved Copper Pipe with Hyrophilic Film Aluminum Fin | | | |
| | Refrigerant | | | R410A | | | |
| | Throttling Method | | | Electric Expansion Valve | | | |
| Air Supply System | Indoor Unit | Fan | Type | EC Low Noise and Centrifugal External Rotor | | | |
| | | | Type of Drive | Inverter Direct Drive | | | |
| | | Filter | Type | Plate Filter(G4) | | | |
| Heating System | Heater | Type | | Electric Heating | | | |
| Humidifying System | Humidifier | Type | | Electrode | | | |
| | | Control Method | | Independent Humidifying Panel | | | |
| Evaporator | Indoor Unit Model | | | JKFD30QS/NaB-M(I) | JKFD30SX/NaB-M(I) | JKFD30QS2/NaB-M(I) | JKFD30SX2/NaB-M(I) |
| | Dimension | Width | mm | 925 | | 1300 | |
| | | Depth | mm | 990 | | | |
| | | Height | mm | 1980 | | | |
| | Net Weight | | kg | 359 | | 429 | |
| Outdoor Unit | Outdoor Unit Model | | | JKFD30Pd/NaB-M(O) | | JKFD15Pd/NaB-M(O) | |
| | Quantity | | set | 1 | | 2 | |
| | Condensate Fan | Type | | Low Noise Axial Type | | | |
| | | Type of Drive | | Inverter Direct Drive | | | |
| | Noise of Outdoor Unit | | dB(A) | 62 | | | |
| | Dimension | Width | mm | 1340 | | 930 | |
| | | Depth | mm | 765 | | | |
| | | Height | mm | 1740 | | 1605 | |
| | Net Weight | | kg | 193 | | 125 | |
| Connecting Pipe | Liquid Pipe of Refrigerant | | mm×（unit) | Φ19×1 | | Φ12×2 | |
| | Gas Pipe of Refrigerant | | mm×（unit) | Φ22×1 | | Φ16×2 | |
| | Connecting Method | | | Weld | | | |

| Class | Item | | Model / Unit | JKFD40QS/NaB-M | JKFD40SX/NaB-M | JKFD40QS2/NaB-M | JKFD40SX2/NaB-M |
|---|---|---|---|---|---|---|---|
| Characteristics | Total Cooling Capacity/Sensible Cooling Capacity(24℃/17℃) | | kW | 40.1/37.7 | | 40.2/37.8 | |
| | Heating Capacity | | kW | 9 | | | |
| | Rated Humidifying Capacity | | kg/h | 8 | | | |
| | Air Volume | | m³/h | 11000 | | | |
| | External Static Pressure | | Pa | 100 | | | |
| | Noise of Indoor Unit | | dB(A) | 69 | | 68 | |
| | Temperature Control Range and Precision | | | 17 ～ 28℃ ±1℃ | | | |
| | Humidity Control Range and Precision | | | 40 ～ 60%±5% | | | |
| | Power Supply | | | 380V 3N ～ 50Hz | | | |
| Cooling System | Compressor | | Type | Hermetic Scroll Type | | | |
| | Evaporator | | Type | Inner Grooved Copper Pipe with Hyrophilic Film Aluminum Fin | | | |
| | Condenser | | Type | Inner Grooved Copper Pipe with Hyrophilic Film Aluminum Fin | | | |
| | Refrigerant | | | R410A | | | |
| | Throttling Method | | | Electric Expansion Valve | | | |
| Air Supply System | Indoor Unit | Fan | Type | EC Low Noise and Centrifugal External Rotor | | | |
| | | | Type of Drive | Inverter Direct Drive | | | |
| | | Filter | Type | Plate Filter(G4) | | | |
| Heating System | Heater | Type | | Electric Heating | | | |
| Humidifying System | Humidifier | Type | | Electrode | | | |
| | | Control Method | | Independent Humidifying Panel | | | |
| Evaporator | Indoor Unit Model | | | JKFD40QS/NaB-M(I) | JKFD40SX/NaB-M(I) | JKFD40QS2/NaB-M(I) | JKFD40SX2/NaB-M(I) |
| | Dimension | Width | mm | 1125 | | 1300 | |
| | | Depth | mm | 990 | | | |
| | | Height | mm | 1980 | | | |
| | Net Weight | | kg | 403 | | 447 | |
| Outdoor Unit | Outdoor Unit Model | | | JKFD40Pd/NaB-M(O) | | JKFD20Pd/NaB-M(O) | |
| | Quantity | | set | 1 | | 2 | |
| | Condensate Fan | Type | | Low Noise Axial Type | | | |
| | | Type of Drive | | Inverter Direct Drive | | | |
| | Noise of Outdoor Unit | | dB(A) | 62 | | | |
| | Dimension | Width | mm | 1340 | | 930 | |
| | | Depth | mm | 765 | | | |
| | | Height | mm | 1740 | | 1605 | |
| | Net Weight | | kg | 220 | | 137 | |
| Connecting Pipe | Liquid Pipe of Refrigerant | | mm×（unit) | Φ19×1 | | Φ16×2 | |
| | Gas Pipe of Refrigerant | | mm×（unit) | Φ22×1 | | Φ19×2 | |
| | Connecting Method | | | Weld | | | |

| Class | Item | | Unit \ Model | JKFD50QS/NaB-M | JKFD50SX/NaB-M | JKFD50QS2/NaB-M | JKFD50SX2/NaB-M |
|---|---|---|---|---|---|---|---|
| Characteristics | Total Cooling Capacity/Sensible Cooling Capacity(24℃/17℃) | | kW | 51.2/48.2 | | 50.8/47.8 | |
| | Heating Capacity | | kW | 9 | | 18 | |
| | Rated Humidifying Capacity | | kg/h | 8 | | | |
| | Air Volume | | m³/h | 14000 | | | |
| | External Static Pressure | | Pa | 100 | | | |
| | Noise of Indoor Unit | | dB(A) | 69 | | 67 | |
| | Temperature Control Range and Precision | | | 17～28℃±1℃ | | | |
| | Humidity Control Range and Precision | | | 40～60%±5% | | | |
| | Power Supply | | | 380V 3N～50Hz | | | |
| Cooling System | Compressor | | Type | Hermetic Scroll Type | | | |
| | Evaporator | | Type | Inner Grooved Copper Pipe with Hyrophilic Film Aluminum Fin | | | |
| | Condenser | | Type | Inner Grooved Copper Pipe with Hyrophilic Film Aluminum Fin | | | |
| | Refrigerant | | | R410A | | | |
| | Throttling Method | | | Electric Expansion Valve | | | |
| Air Supply System | Indoor Unit | Fan | Type | EC Low Noise and Centrifugal External Rotor | | | |
| | | | Type of Drive | Inverter Direct Drive | | | |
| | | Filter | Type | Plate Filter(G4) | | | |
| Heating System | Heater | Type | | Electric Heating | | | |
| Humidifying System | Humidifier | Type | | Electrode | | | |
| | | Control Method | | Independent Humidifying Panel | | | |
| Evaporator | Indoor Unit Model | | | JKFD50QS/NaB-M(I) | JKFD50SX/NaB-M(I) | JKFD50QS2/NaB-M(I) | JKFD50SX2/NaB-M(I) |
| | Dimension | Width | mm | 1300 | | 1800 | |
| | | Depth | mm | 990 | | | |
| | | Height | mm | 1980 | | | |
| | Net Weight | | kg | 417 | | 608 | |
| Outdoor Unit | Outdoor Unit Model | | | JKFD50Pd/NaB-M(O) | | JKFD25Pd/NaB-M(O) | |
| | Quantity | | set | 1 | | 2 | |
| | Condensate Fan | Type | | Low Noise Axial Type | | | |
| | | Type of Drive | | Inverter Direct Drive | | | |
| | Noise of Outdoor Unit | | dB(A) | 64 | | 62 | |
| | Dimension | Width | mm | 1340 | | 930 | |
| | | Depth | mm | 765 | | | |
| | | Height | mm | 1740 | | 1605 | |
| | Net Weight | | kg | 220 | | 137 | |
| Connecting Pipe | Liquid Pipe of Refrigerant | | mm×（unit) | Φ19×1 | | Φ19×2 | |
| | Gas Pipe of Refrigerant | | mm×（unit) | Φ22×1 | | Φ22×2 | |
| | Connecting Method | | | Weld | | | |

| Class | Item | | Unit \ Model | JKFD60QS2/NaB-M | JKFD60SX2/NaB-M | JKFD70QS2/NaB-M | JKFD70SX2/NaB-M |
|---|---|---|---|---|---|---|---|
| Characteristics | Total Cooling Capacity/Sensible Cooling Capacity(24℃/17℃) | | kW | 61.5/57.9 | | 70.3/66.1 | |
| | Heating Capacity | | kW | 18 | | 18 | |
| | Rated Humidifying Capacity | | kg/h | 8 | | | |
| | Air Volume | | m³/h | 17500 | | 20000 | |
| | External Static Pressure | | Pa | 100 | | | |
| | Noise of Indoor Unit | | dB(A) | 68 | | 71 | |
| | Temperature Control Range and Precision | | | 17～28℃±1℃ | | | |
| | Humidity Control Range and Precision | | | 40～60%±5% | | | |
| | Power Supply | | | 380V 3N～50Hz | | | |
| Cooling System | Compressor | | Type | Hermetic Scroll Type | | | |
| | Evaporator | | Type | Inner Grooved Copper Pipe with Hyrophilic Film Aluminum Fin | | | |
| | Condenser | | Type | Inner Grooved Copper Pipe with Hyrophilic Film Aluminum Fin | | | |
| | Refrigerant | | | R410A | | | |
| | Throttling Method | | | Electric Expansion Valve | | | |
| Air Supply System | Indoor Unit | Fan | Type | EC Low Noise and Centrifugal External Rotor | | | |
| | | | Type of Drive | Inverter Direct Drive | | | |
| | | Filter | Type | Plate Filter(G4) | | | |
| Heating System | Heater | Type | | Electric Heating | | | |
| Humidifying System | Humidifier | Type | | Electrode | | | |
| | | Control Method | | Independent Humidifying Panel | | | |
| Evaporator | Indoor Unit Model | | | JKFD60QS2/NaB-M(I) | JKFD60SX2/NaB-M(I) | JKFD70QS2/NaB-M(I) | JKFD70SX2/NaB-M(I) |
| | Dimension | Width | mm | 1800 | | | |
| | | Depth | mm | 990 | | | |
| | | Height | mm | 1980 | | | |
| | Net Weight | | kg | 616 | | | |
| Outdoor Unit | Outdoor Unit Model | | | JKFD30Pd/NaB-M(O) | | JKFD35Pd/NaB-M(O) | |
| | Quantity | | set | 2 | | | |
| | Condensate Fan | Type | | Low Noise Axial Type | | | |
| | | Type of Drive | | Inverter Direct Drive | | | |
| | Noise of Outdoor Unit | | dB(A) | 62 | | | |
| | Dimension | Width | mm | 1340 | | | |
| | | Depth | mm | 765 | | | |
| | | Height | mm | 1740 | | | |
| | Net Weight | | kg | 193 | | | |
| Connecting Pipe | Liquid Pipe of Refrigerant | | mm×（unit) | Φ19×2 | | | |
| | Gas Pipe of Refrigerant | | mm×（unit) | Φ22×2 | | | |
| | Connecting Method | | | Weld | | | |

| Class | Item | | Unit \ Model | JKFD80QS2/NaB-M | JKFD80SX2/NaB-M | JKFD90QS2/NaB-M | JKFD90SX2/NaB-M | JKFD100QS2/NaB-M | JKFD100SX2/NaB-M |
|---|---|---|---|---|---|---|---|---|---|
| Characteristics | Total Cooling Capacity/Sensible Cooling Capacity(24℃/17℃) | | kW | 80.1/75.3 | | 90.2/84.8 | | 100.3/94.3 | |
| | Heating Capacity | | kW | 18 | | 18 | | 18 | |
| | Rated Humidifying Capacity | | kg/h | 8 | | | | | |
| | Air Volume | | m³/h | 23000 | | 26000 | | 28000 | |
| | External Static Pressure | | Pa | 100 | | | | | |
| | Noise of Indoor Unit | | dB(A) | 71 | | | | | |
| | Temperature Control Range and Precision | | | 17～28℃±1℃ | | | | | |
| | Humidity Control Range and Precision | | | 40～60%±5% | | | | | |
| | Power Supply | | | 380V 3N～50Hz | | | | | |
| Cooling System | Compressor | | Type | Hermetic Scroll Type | | | | | |
| | Evaporator | | Type | Inner Grooved Copper Pipe with Hyrophilic Film Aluminum Fin | | | | | |
| | Condenser | | Type | Inner Grooved Copper Pipe with Hyrophilic Film Aluminum Fin | | | | | |
| | Refrigerant | | | R410A | | | | | |
| | Throttling Method | | | Electric Expansion Valve | | | | | |
| Air Supply System | Indoor Unit | Fan | Type | EC Low Noise and Centrifugal External Rotor | | | | | |
| | | | Type of Drive | Inverter Direct Drive | | | | | |
| | | Filter | Type | Plate Filter(G4) | | | | | |
| Heating System | Heater | Type | | Electric Heating | | | | | |
| Humidifying System | Humidifier | Type | | Electrode | | | | | |
| | | Control Method | | Independent Humidifying Panel | | | | | |
| Evaporator | Indoor Unit Model | | | JKFD80QS2/NaB-M(I) | JKFD80SX2/NaB-M(I) | JKFD90QS2/NaB-M(I) | JKFD90SX2/NaB-M(I) | JKFD100QS2/NaB-M(I) | JKFD100SX2/NaB-M(I) |
| | Dimension | Width | mm | 2200 | | | | | |
| | | Depth | mm | 990 | | 990 | | 990 | |
| | | Height | mm | 1980 | | 1980 | | 1980 | |
| | Net Weight | | kg | 766 | | 766 | | 766 | |
| Outdoor Unit | Outdoor Unit Model | | | JKFD40Pd/NaB-M(O) | | JKFD45Pd/NaB-M | | JKFD50Pd/NaB-M(O) | |
| | Quantity | | set | 2 | | | | | |
| | Condensate Fan | Type | | Low Noise Axial Type | | | | | |
| | | Type of Drive | | Inverter Direct Drive | | | | | |
| | Noise of Outdoor Unit | | dB(A) | 62 | | 64 | | 64 | |
| | Dimension | Width | mm | 1340 | | 1340 | | 1340 | |
| | | Depth | mm | 765 | | 765 | | 765 | |
| | | Height | mm | 1740 | | 1740 | | 1740 | |
| | Net Weight | | kg | 220 | | 220 | | 220 | |
| Connecting Pipe | Liquid Pipe of Refrigerant | | mm×（unit) | Φ19×2 | | | | | |
| | Gas Pipe of Refrigerant | | mm×（unit) | Φ22×2 | | | | | |
| | Connecting Method | | | Weld | | | | | |

Note:

1. The executive standard for the design of this unit: GB / T 19413-2010.
2. The ambient temperature for cooling capacity measurement: indoor dry bulb temperature is 24 ℃, wet bulb temperature is 17 ℃ and outdoor dry bulb temperature is 35 ℃.
3. The performance parameters of the unit will be changed due to the improvement of the product without prior notice. The specific parameters are subject to the nameplate of the unit.
4. The noise is the value tested in the semi-anechoic room according to the relevant standards. During actual operation, the noise may increase a little due to the change of ambient temperature.
5.The accuracy of temperature and humidity control is closely related to the temperature and humidity load at the project site. A detailed load calculation table should be provided for verification when high control accuracy is required.
6. When the altitude exceeds 1,000m, derating is required. Please contact our company for specific derating.
7. All above models can realize modular operation.
8. If you have special requirements, please contact us in time.
9. Electric heating and humidifier can be selected according to engineering needs. Please contact our company for specific requirements.
10. The unit is equipped with the top air discharge outdoor unit and its top air discharge indoor unit is without air cap. If you need side air discharge outdoor unit and the air cap for the indoor unit, please contact our company.

# Reference Projects

• Project Name: Mordovia Arena
• Country: Russia
• City: Saransk
• Time: 2018
• Product: Water-cooled Screw Chiller

• Project Name: Sochi More-Mall
• Country: Russia
• City: Sochi
• Time: 2014
• Product: Centrifugal Chiller

• Project Name: Jizan Double Tree By Hilton
• Country: Saudi Arabia
• City: Jizan
• Time: 2019
• Product: Air-cooled Screw Chiller

• Project Name: Holiday Inn Orchard
• Country: Singapore
• City: Singapore
• Time: 2018
• Product: Water-cooled Screw Chiller



• Project Name: China Pavilion of 2015 Milan World Expo
• Country: Italy
• City: Milan
• Time: 2015
• Product: GMV

• Project Name: Greenwood International Trade Center
• Country: Russia
• City: Moscow
• Product: GMV

• Project Name: Marriott Executive Apartments
• Country: Ethiopia
• City: Addis Ababa
• Time: 2018
• Product: Air-cooled Screw Chiller/FCU/AHU

• Project Name: 14 Regional Airports
• Country: Greece
• City: Actio, Corfu, Kefalonia, Kavala, Thessaloniki, Zante, Skiathos, Mykonos, Santorini, Kos, Mytilene, Rhodes, Samos, Chania
• Time: 2019
• Product: GMV

• Project Name: Minsk Shanter Hill
• Country: Belarus
• City: Minsk
• Time: 2019
• Product: GMV

• Project Name: Azerbaijan Ministry of Internal Affairs
• Country: Azerbaijan
• City: Baku
• Time: 2018
• Product: Telecom AC/Rooftop

• Project Name: Clinical Hospital Firule
• Country: Croatia
• Time: 2017
• Product: GMV

• Project Name: Agri City Hospital
• Country: Turkey
• Time: 2016
• Product: Air-cooled Screw Chiller

• Project Name: Mersedes Benz Showroom
• Country: Georgia
• City: Tbilisi
• Time: 2018
• Product: GMV

• Project Name: Hotel Palace Bellevue
• Country: Croatia
• City: Cavtat
• Time: 2018
• Product: GMV

• Project Name: Clinical Hospital Karlovac
• Country: Croatia
• City: Zagreb
• Time: 2018
• Product: GMV

• Project Name: FEO Residence
• Country: Turkey
• City: Northern Cyprus
• Time: 2018
• Product: GMV

# Reference Projects Lineup

| Country | Project Name | Installed Series |
|---|---|---|
| Philippine | Tosot Philippines Corporation | GMV5 PV |
| Iran | Tehran University | PV Inverter Centrifugal Chiller |
| Macedonia | Nikob Cash Center Skopje | GMV5 PV |
| Thailand | 7-11 Store | GMV5 PV |
| Italy | Expo 2015 | GMV4; GMV5 |
| Brazil | 2016 Rio de Janeiro Olympics Games | GMV4; GMV4 Mini; Free Match; Splits |
| Bulgaria | G. Asparuhov Stadium | GMV 4; Cassette IDU |
| Russia | Mordovia Arena | Water-cooled Screw Chiller; Fan Coils |
| Malawi | National Stadium | GMV5 Duct System |
| South Africa | Soccer City-Soccer Stadium of 2010 FIFA | Water-cooled Packaged Unit |
| Angola | FNB Stadium-Main Stadium of 2010 Africa Cup of Nations | Digital D4 (Modular Digital VRF); Duct Split Unit |
| Russia | Sochi More-Mall | Centrifugal Chiller |
| India | Bicon Headquarter Building | Water-cooled Screw Chiller; Air-cooled Screw Chiller |
| France | Trattoria Restaurant | U-Match; Duct |
| UK | Wymondham Leisure Centre | GMV5 Heat Recovery |
| UK | Sketch | GMV5; U-match Split Systems |
| Russia | Mir Kino Cinema | Duct |
| Myanmar | Grand Hantha International Hospital | Inverter Centrifugal Chiller; AHU; Fan Coil |
| Sudan | Ministry of Finance | GMV5 |
| Cuba | CECMED National Pharmacy Laboratory | Water-cooled Screw Chiller; Hydronic Air Handling Unit; Fan Coil Unit |
| Malta | ST James Hospital | Air-cooled Scroll Chiller (C Series); Mini Chiller |
| Bulgaria | Sliven Town Library | Air-cooled Scroll Chiller |
| Senegal | Grande Mosquee De Touba | Water-cooled Package Unit |
| Brazil | Farroupilha Porto Alegre School | GMV4 |
| UK | Richmond upon Thames College | GMV5 |
| Russia | Uralzheldorproekt Institute | GMV |
| Sudan | National University Sudan | GMV4 DC Inverter |
| Serbia | Student Dormitory in Novi Sad | Modular Air-cooled Screw Chiller |
| Panama | Panama De Universidad Technology | DC Inverter GMV |
| Bahrain | IBN School | Rooftop Package Unit |
| Cyprus | Lancashire University | DC Inverter GMV |
| UK | Persimmon Homes HQ | GMV5 Heat Recovery |
| Russia | AVM-Orsetto Business Center | GMV |
| Indonesia | Oppo and J &T Office Tower-Landmark Pulit | GMV5 Duct System; GMV5 Fresh Air System; AC Elevator; Air Curtain |
| Indonesia | Satoria Tower | GMV5; GMV5 Duct Type; Split Wall Mounted |
| Oman | Al Habsi | GMV5 |
| Oman | Raha Towers | GMV5 Compact |
| Bahrain | Millennium Tower | Fan Coil Unit |
| Oman | Trading Building | Air Cooled Screw Chiller |
| Costarica | Ins Call Center | DC Inverter GMV |
| Russia | Green Park Commercial Center | DC Inverter GMV |
| Croatia | FINA Rijeka | Air-cooled Scroll Chiller (C Series) |
| Lebanon | CUBIC Commercial Center | GMV5 |
| Palestine | Ministry of Foreign Affairs | DC Inverter GMV |
| Pakistan | Al Tijara Building | DC Inverter GMV |
| Serbia | Buha | Versati |
| Indonesia | Sudirman Suites | Centrifugal Chiller; Concealed Ceiling Type; AHU; Duct Type; Wall Mounted Unit |
| Sri Lanka | Astoria | GMV5; Duct Type |
| Myanmar | Golden City | GMV5; Duct Type |
| Australia | Subi Strand | GMV5 Mini |
| Australia | Toccata | GMV5 Mini |
| Australia | Linq | GMV5 Mini |
| Australia | Unison | GMV5 |
| Oman | ERA Real Estate | GMV5 |
| Iraq | NawRoz City-500 Luxury Apartment | Super Free Match |

| Country | Project Name | Installed Series |
|---|---|---|
| Iraq | Lebanese Village | DC Inverter GMV; U-Match; Super Free Match; Air Cooled Screw Chiller |
| Iraq | New Eskan Project | Super Free Match |
| Bulgaria | Private House, Markovo Village | Mini Chiller |
| Lebanon | Conad Supermarket | U-match (Inverter Series) |
| America | Charter Court Apartments | TMV5 |
| Russia | Mechta Shopping Mall | U-Match |
| Russia | Krasnaya Pakhra Recreation Center | GMV |
| Philippine | Unitop Tagegarao | Water-cooled Screw Chiller |
| Philippine | One Mall | Centrifugal Chiller; Water-cooled Screw Chiller; AHU |
| Myanmar | Time City | DC Inverter Centrifugal Chiller |
| Mauritius | Grand Bay La Croisette | GMV4 |
| Angola | Ulengo Center Glakeni | GMV5 |
| Oman | Centrepoint Mall | GMV5 Compact |
| Oman | Nawaras Commercial Centre | High-efficiency Air-cooled Screw Chiller; Terminal; GMV5; Rooftop |
| Russia | Tools Shop | U-Match |
| India | Tanishq Flag Store | DC Inverter GMV |
| Palestine | Palestinian Trade Tower | DC Inverter GMV |
| Indonesia | Grand Mercure & Ibis Hotel Yogyakarta | High-efficiency Modular Air-cooled Screw Chiller |
| Philippine | Sunlight Hotel Coron | GMV5 |
| Philippine | Sunshine Island Hotel | GMV5; Duct Type |
| Thailand | Harbour View Residence Hotel | GMV5 |
| Mauritius | Heritage Le Telfair Hotel | GMV5 Duct System |
| Qatar | Hilton Garden Inn | Fan Coil Unit |
| Yemen | Al-Bustan | DC Inverter GMV |
| Cyprus | Limassol Hotel | Free Match |
| Bulgaria | Alen Mak Hotel | Air-cooled Scroll Chiller |
| Bulgaria | Sana 1 Hotel | DC Inverter GMV |
| Greece | Samos Bay Hotel | DC Inverter GMV |
| Indonesia | Ibis Budget Hotell | Heat Pump Water Heater; Split Wall Mounted; U-Match Split Duct |
| Brazil | Compal Factory | Modular Air-cooled Scroll Chiller |
| Russia | MLP-Podolsk Logistic Center | GMV |
| Russia | IEK Warehouse | GMV |
| China | Top Giga Material TGHQ | CVE Series Permanent Magnet Synchronous Inverter Centrifugal Chiller |
| Brazil | XCMG Brasil | DC Inverter GMV |
| Russia | Aircraft Plant | U-Match |